

  
SERVICE PARTS CATALOGUE  
LISTE DE PIECES DE RECHANGE  
ERSATZTEILLISTE  
ONDERDELENLIJST  
CATALOGO RICAMBIO

**SPERRY**  **NEW HOLLAND**

**SPECIAL EQUIPMENT FOR  
MODEL 1520**

**1530**

**1540**

**1545**

**S 1550**

**COMBINES**

**ISSUE 496842**

SERVICE PARTS CATALOGUE  
LISTE DE PIECES DE RECHANGE  
ERSATZTEILLISTE  
CATALOGO RICAMBIO  
ONDERDELENLIJST

**SPECIAL EQUIPMENT FOR  
MODEL 1520  
1530  
S 1540 COMBINES  
1545  
S 1550**

**ISSUE 496842**

**SPERRY  NEW HOLLAND**

DIVISION OF SPERRY RAND BELGIUM N.V.  
B-8210 ZEDELGEM - BELGIE  
Tel. 050/20 00 20  
Telegr. NEWHOLZED  
Telex 81127 & 81377



1976 by DIVISION OF SPERRY RAND BELGIUM NAAMLOZE VENNOOTSCHAP  
ZEDELGEM - BELGIUM

VERY IMPORTANT INSTRUCTIONS FOR ORDERING PARTS TO YOUR  
SPERRY  NEW HOLLAND DEALER.

TO PREVENT DELAY : Always mention the following data in your orders.

1. Type and serial number of the machine.
2. Part number and quantity of the required parts.
3. Way of dispatch and your correct address.

IMPORTANT INDICATIONS FOR USING THIS PARTS CATALOGUE

1. Côté gauche : Left-hand      N.B. ACCORDING TO THE DIRECTION OF
2. Côté droit : Right-hand      TRAVEL OF THE MACHINE
3. Sometimes there are letters between brackets in the column N.B. They refer also to a footnote.

FIRST FILL IN THE DATA OF YOUR MACHINE

1. Type of machine : .....
  2. Serialnumber : .....
  3. Date of putting in to operation : .....
  4. Tire-size : .....
- .....

USE ONLY  NEW HOLLAND GENUINE PARTS

INDEX

INDEX

	Page
Crop lifter .....	3
Feed auger 400 mm thread .....	5
Advanced feed auger and feed plate .....	7
Cutterbar extension .....	9
Header feed plate .....	11
Sweepers for feeding auger .....	13
Guards - 1520 .....	15
Guards - 1545 - 1530 .....	17
Special guard plates - S1550 - 1540 .....	19
Working headlights .....	21
Working headlight on grain tank .....	23
Warning light - 1520 - 1530 - 1545 .....	25
Warning light - S1550 - 1540 .....	27
Hour counter .....	29
Performance monitor .....	31
Engine shut-off device .....	35
Cover plates for straw walkers .....	37
Fishbacks .....	39
Side hill dividers on top sieve - 1520 - 1530 - 1545 .....	41
Side hill dividers on top sieve - S1550 - 1540 .....	43
Equipment for rape - speed harvest. ....	45
Clover hulling equipment .....	47
Grass - seeds equipment - 1520 - 1530 - 1545 .....	49
Grass - seeds equipment - S1550 - 1540 .....	51
Beans threshing equipment - 1520 .....	53
Equipment for beans harvest - 1530 - 1545 .....	55
Beans threshing equipment - 1540 - S1550 .....	57
Cover plate on grate at the exit of the concave - 1520 - 1530 .....	59
Cover plate on grate at the exit of the concave - 1545 .....	61
Spike tooth drum and - concave - 1520 .....	63
Spike tooth drum and - concave - 1530 .....	67
Spike tooth drum and - concave - 1540 .....	71
Spike tooth drum and - concave - S1540 .....	73
Spike tooth drum and - concave - 1545 .....	75
Spike tooth drum and - concave - S1550 .....	79

Extension unloading pipe - Israël - 1520 - 1530 - 1545 ...	81
Sunshade - 1520 - 1530 - 1545 .....	83
Sunshade - 1540 - S1550 .....	85
Extinguisher .....	87
Fixed air stack bundle - 1540 - S1550 .....	89
Air intake extension .....	91
Drawhook for transport trailer .....	93
Mud guards and scrapers - 1530 - 1545 .....	95
Mud guards and scrapers - 1540 - S1550 .....	99
Counterweights - 1520 - 1530 - 1545 .....	101-103-105
Reinforced grain- and tailings elevator - 1530 - 1545 .....	107
Counterweights - 1545 .....	109
Single straw spreader - 1520 - 1530 - 1545 .....	111
Single straw spreader - 1540 - S1550 .....	115
Dual straw spreader - 1540 - S1550 .....	119
Straw discharger in the straw hood .....	123
Straw discharger in the straw hood - 1540 - S1550 .....	125
Raised tailings elevator (tracks) - S1550 .....	127
Tracks - 1520 .....	129
Tracks - 1530 .....	133
Tracks - 1545 .....	137
Tracks - 1540 - S1540 .....	141
Sorter on graintank - 1520 - 1530 .....	145
Sorter on graintank with bagging-off device - 1520 .....	151
Bagging-off device on graintank - 1520 .....	159
Lengthening grain elevator - 1520 .....	163
Sorter on graintank with bagging-off device - 1530 .....	165
Bagging-off device on grain tank - 1530 .....	173
Sorter on grain tank with bagging-off device - 1545 .....	177
Bag chute - 1520 .....	185
Bag chute - 1530 - 1545 .....	187
Small plate-form for sorter - 1530 .....	189
Bagging-off plate-form - 1520 .....	191
Special rods - 1520 - 1530 - 1545 .....	199
Index .....	200

III

1540 Rice

INSTRUCTIONS IMPORTANTES POUR COMMANDER DES PIÈCES DE RECHANGE  
AUPRES DE VOTRE AGENT **SPERRY**  **NEW HOLLAND**

POUR EVITER TOUTE PERTE DE TEMPS : Mentionnez les points suivants dans vos commandes

1. Type et numéro de la machine
2. Numéros et quantité des pièces désirées
3. Mode d'envoi et adresse exacte

INDICATIONS IMPORTANTES POUR L'UTILISATION DE CE CATALOGUE

1. Côté gauche
  2. Côté droit
  3. Dans la colonne N.B. il y a parfois des lettres entre parenthèses, qui se réfèrent également à la note explicative au bas de la page.
- N.B. : D'APRES LE SENS DE LA MARCHE DE LA MACHINE

COMPLETEZ D'ABORD LES DONNEES DE VOTRE MACHINE

1. Type de la machine : .....
  2. Numéro de la machine : .....
  3. Date de la mise en marche : .....
  4. Dimensions des pneus : .....
- .....

UTILISEZ UNIQUEMENT DES PIÈCES D'ORIGINE **SPERRY**  **NEW HOLLAND**

TABLE DE MATIERES

	Page
Releveurs d'épis .....	3
Vis d'alimentation 400 mm pas .....	5
Vis d'alimentation et tôle d'alimentation .....	7
Extension - barre de coupe .....	9
Tôle d'alimentation dans le tablier de coupe .....	11
Balais pour vis sans fin d'alimentation .....	13
Tôles protectrices - 1520 .....	15
Tôles protectrices - 1545 - 1530 .....	17
Tôles protectrices spéciaux - S1550 - 1540 .....	19
Phares de travail .....	21
Phare de travail sur tremie .....	23
Feu avertisseur - 1520 - 1530 - 1545 .....	25
Feu avertisseur - S1550 - 1540 .....	27
Compte-horaire .....	29
Moniteur .....	31
Système d'arrêt du moteur .....	35
Recouvrements pour secoueurs .....	37
Agitateurs .....	39
Tôles de cloisonnement sur grille super.-1520-1530-1540 ..	41
Tôles de cloisonnement sur grille super.-S1550-1540 .....	43
Equipement pour la recolte du colza .....	45
Equipement pour le battage du trefle .....	47
Equipement graminées - 1520 - 1530 - 1545 .....	49
Equipement graminées - S1550 - 1540 .....	51
Equipement pour le battage des haricots - 1520 .....	53
Equipement pour la recolte des feves - 1530 - 1545 .....	55
Equipement pour le battage des haricots - 1540 - S1550 .....	57
Tôle d'obturation sur la grille à la sortie du contre-batteur 1520 - 1530 .....	59
Tôle d'obturation sur la grille à la sortie du contre-batteur 1545	61
Batteur - et contre-batteur à dents - 1520 .....	63
Batteur - et contre-batteur à dents - 1530 .....	67
Batteur - et contre-batteur à dents - 1540 .....	71
Batteur - et contre-batteur à dents - S1540 .....	73
Batteur - et contre-batteur à dents - 1545 .....	75
Batteur - et contre-batteur à dents - S1550 .....	79

TABLE DE MATIERES

	Page
Réhaussement pour tuyau de déchargement - 1520 - 1530 - 1545 .....	81
Pare-soleil - 1520 - 1530 - 1545 .....	83
Pare-soleil <del>.....</del> .....	85
Extincteur .....	87
Jeu pour prise d'aire fixe - 1540 - S1550 .....	89
Rallonge - prise d'air .....	91
Crochet d'attelage pour chariot .....	93
Gardes - boue et racloires - 1530 - 1545 .....	95
Gardes - boue et racloires - 1540 - S1550 .....	99
Contre-poids - 1520 - 1530 - 1545 .....	101-103-105
Elévateur à grains et à otons renforcés - 1530 - 1545 .....	107
Contre-poids - 1545 .....	109
Epandeur de palle simple - 1520 - 1530 - 1545 .....	111
Epandeur de palle simple - 1540 - S1550 .....	115
Epandeur de palle double - 1540 - S1550 .....	119
Déflexeur de paille dans la hotte - 1520 - 1530 - 1545 .....	123
Déflexeur de paille dans la hootte - 1540 - S1550 .....	125
Elévateur à otons réhausse (chenilles) - S1550 .....	127
Chenilles - 1520 .....	129
Chenilles - 1530 .....	133
Chenilles - 1545 .....	137
Chenilles - 1540 - S1540 .....	141
Trieur sur tremie - 1520 - 1530 .....	145
Trieur sur tremie avec dispositif d'ensachage - 1520 .....	151
Dispositif d'ensachage sur tremie - 1520 .....	159
Rallonge élévateur à grain - 1520 .....	163
Trieur sur tremie avec dispositif d'ensachage - 1530 .....	165
Dispositif d'ensachage sur tremie - 1530 .....	173
Trieur sur tremie avec dispositif d'ensachage - 1545 .....	177
Glissiere - 1520 .....	185
Glissiere - 1530 - 1545 .....	187
Petit plateau pour trieur - 1530 .....	189
Plate-forme d'ensachage - 1520 .....	191
Tirants spéciaux - 1520 - 1530 - 1545 .....	199
Index .....	200

Λ

WICHTIGE ANWEISUNGEN ZUM BESTELLEN DER ERSATZTEILE BEI IHREN

SPERRY  NEW HOLLAND AGENTEN.

UM ZEITVERLUST ZU VERMEIDEN : Beachten Sie bitte folgende Hinweisung wenn Sie eine Bestellung machen.

1. Typ und Nummer der Maschine
2. Nummer und Stückzahl der gewünschten Ersatzteile
3. Die Versandart und Ihre richtige Anschrift

WICHTIGE ANWEISUNGEN BEI DEM GEBRAUCH DIESER ERSATZTEILLISTE.

1. Côté gauche : Linke Seite      N.B. DER FAHRRICHTUNG DER MASCHINE
2. Côté droit : Rechte Seite      ENTSPRECHEND
3. In der Spalte N.B. stehen manchmal Buchstaben zwischen Klammern ; diese verweisen auf eine Fussnote.

TRAGEN SIE BITTE ERST DIE DATEN IHRER MASCHINE EIN

1. Typ der maschine : .....
  2. Nummer der Maschine : .....
  3. Datum der Inbetriebstellung : .....
  4. Reifenmass : .....
- .....

GEBRAUCHEN SIE NUR ORIGINAL SPERRY  NEW HOLLAND ERSATZTEILE

## INHALT

	Seite
Ahrenheber .....	3
Einzugsschnecke 400 mm Gewindegang .....	5
Vorgerückte Einzugsschnecke und Zufuhrblech .....	7
Mähbalken Verlängerung .....	9
Zufuhrblech in Schneidwerk .....	11
Gummipaddeln für Einzugsschnecke .....	13
Schutzbleche – 1520 .....	15
Schutzbleche – 1545 – 1530 .....	17
Sonderschutzbleche – S1550 – 1540 .....	19
Arbeitsscheinwerfer .....	21
Arbeitsscheinwerfer auf Korntank .....	23
Warnlicht – 1520 – 1530 – 1545 .....	25
Warnlicht – S1550 – 1540 .....	27
Stundenzähler .....	29
Monitor .....	31
Motor – Abstellvorrichtung .....	35
Abdeckbleche für Schüttler .....	37
Zackenblecher .....	39
Hangleisten auf dem Obersieb – 1520 – 1530 – 1545 .....	41
Hangleisten auf dem Obersieb – S1550 – 1540 .....	43
Rapsernteausrüstung .....	45
Kleedruschvorrichtung .....	47
Grassamen Ausrüstung – 1520 – 1530 – 1545 .....	49
Grassamen Ausrüstung – S1550 – 1540 .....	51
Bohnendruschvorrichtung – 1520 .....	53
Bohnendruschausrüstung – 1530 – 1545 .....	55
Bohnendruschvorrichtung – 1540 – S1550 .....	57
Rost – Abdeckblech am Ausgang des Dreschkorb 1520 – 1530 .....	59
Rost – Abdeckblech am Ausgang des Dreschkorb – 1545 ..	61
Stiftentrommel und – Dreschkorb – 1520 .....	63
Stiftentrommel und – Dreschkorb – 1530 .....	67
Stiftentrommel und – Dreschkorb – 1540 .....	71
Stiftentrommel und – Dreschkorb – S1540 .....	73
Stiftentrommel und – Dreschkorb – 1545 .....	75
Stiftentrommel und – Dreschkorb – S1550 .....	79

IIA

## INHALT

	Seite
Entleerungsrohr – Erhöhung – Israel – 1520 – 1530 – 1545 .....	81
Sonnendach – 1520 – 1530 – 1545 .....	83
Sonnendach – 1540 – S1550 .....	85
Löshapparat .....	87
Bundel für Feste Staubhaube – 1540 – S1550 .....	89
Lufteinlass – Verlängerungsrohr .....	91
Zughaken für Schneidwerkanhänger .....	93
Kotflügel und Schaber – 1530 – 1545 .....	95
Kotflügel und Schaber – 1540 – S1550 .....	99
Gegengewichte – 1520 – 1530 – 1545 ..... 101–103–105	105
Verstärkte Korn – und Überkehrelevator – 1530 – 1545 ....	107
Gegengewichte – 1545 .....	109
Einfacher Strohzerstreuer – 1520 – 1530 – 1545 .....	111
Einfacher Strohzerstreuer – 1540 – S1550 .....	115
Doppelstrohzerstreuer – 1540 – S1550 .....	119
Strohabweiser in der Strohaube – 1520 – 1530 – 1545 .....	123
Strohabweiser in der Strohaube – 1540 – S1550 .....	125
Erhöhter Überkehrelevator (Raupen) – S1550 .....	127
Raupen – 1520 .....	129
Raupen – 1530 .....	133
Raupen – 1545 .....	137
Raupen – 1540 – S1540 .....	141
Sortierzylinder auf Korntank – 1520 – 1530 .....	145
Sortierzylinder auf Korntank mit Absackvorrichtung – 1520 ..	151
Absackvorrichtung auf Korntank – 1520 .....	159
Verlängerung Körnerelevator – 1520 .....	163
Sortierzylinder auf Korntank mit Absackvorrichtung – 1530 ..	165
Absackvorrichtung auf Korntank – 1530 .....	173
Sortierzylinder auf Korntank mit Absackvorrichtung – 1545 ..	177
Sackrutsche – 1520 .....	185
Sackrutsche – 1530 – 1545 .....	187
Kleiner Absackstand für Sortierzyl. – 1530 .....	189
Absackplattform – 1520 .....	191
Sonderzugstangen – 1520 – 1530 – 1545 .....	199
Index .....	200



ZEER BELANGRIJKE INSTRUCTIES VOOR HET BESTELLEN VAN ONDERDELEN  
BIJ UW SPERRY  NEW HOLLAND AGENT

OM TIJDVERLIES TE VERMIJDEN : Doet Uw bestellingen met opgave van onderstaande gegevens.

1. Type en nummer van de machine
2. Nummer en aantal van de gewenste stukken
3. De verzendingswijze met Uw juist adres

BELANGRIJKE AANWIJZINGEN BIJ GEBRUIK VAN DIT ONDERDELENBOEK

1. Côté gauche : Linker zijde
  2. Côté droit : Rechter zijde
  3. In de kolom N.B. Staan soms letters tussen haakjes ; deze verwijzen eveneens naar een voetnoot.
- N.B. VOLGENS DE RIJRICHTING VAN DE MACHINE

VUL NU EERST DE GEGEVENS VAN UW MACHINE IN :

- |                                    |                          |
|------------------------------------|--------------------------|
| 1. Machinetype : .....             | 2. Machinenummer : ..... |
| 3. Datum inbedrijfstelling : ..... | 4. Bandenmaat : .....    |
- .....

GEBRUIK ENKEL ORIGINELE SPERRY  NEW HOLLAND ONDERDELEN

INHOUD

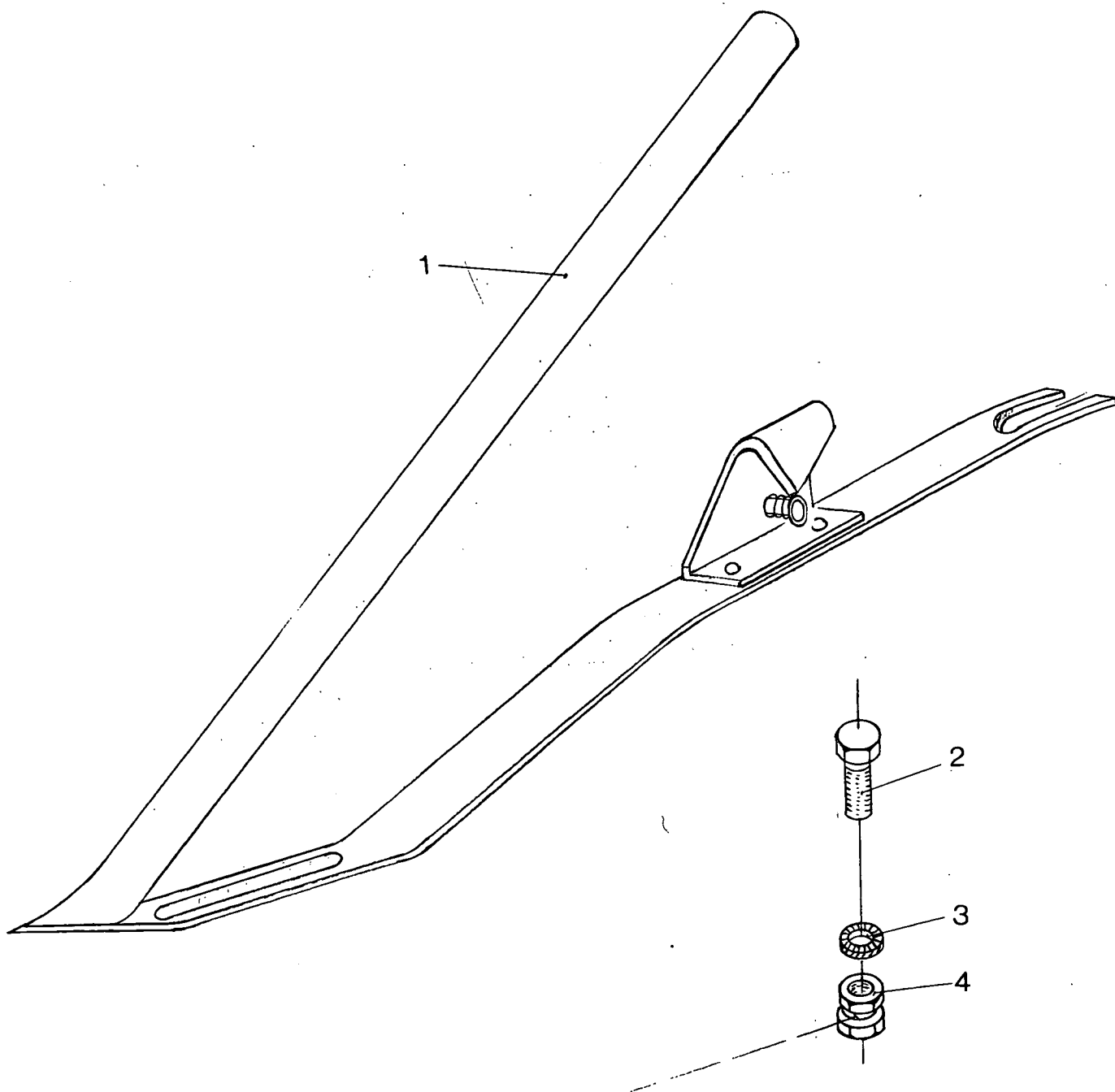
	Blz.
Arenlichter .....	3
Pennenvijzel, stap 400 mm .....	5
Vooruitgeschoven pennenvijzel en voedingsplaat .....	7
Maaibord – verlengstuk .....	9
Voedingsplaat in maaibord .....	11
Rubber schoepen op pennenvijzel .....	13
Afschermplaten – 1520 .....	15
Afschermplaten – 1545 – 1530 .....	17
Speciale afschermplaten – S1550 – 1540 .....	19
Werkschijnwerpers .....	21
Werkschijnwerper op graantank .....	23
Waarschuwinglicht – 1520 – 1530 – 1545 .....	25
Waarschuwinglicht – S1550 – 1540 .....	27
Urenteller .....	29
Rendementsaanwijzer .....	31
Motorstopinrichting .....	35
Afdekplaten voor schudders .....	37
Kammen .....	39
Verhoogde verdeelplaten op bovenzeef – 1520 – 1530 – 1545 .....	41
Verhoogde verdeelplaten op bovenzeef – S1550 – 1540 .....	43
Koolzaaduitrusting .....	45
Klaverdorsuitrusting .....	47
Graszaad uitrusting – 1520 – 1530 – 1545 .....	49
Graszaad uitrusting – S1550 – 1540 .....	51
Bonendorsuitrusting – 1520 .....	53
Bonenoogstuitrusting – 1530 – 1545 .....	55
Bonendorsuitrusting – 1540 – S1550 .....	57
Afdekplaat op rooster aan dorsmanteluitgang – 1520 – 1530 .....	59
Afdekplaat op rooster aan dorsmanteluitgang – 1545 .....	61
Stiftentrommel en – dorskorf – 1520 .....	63
Stiftentrommel en – dorskorf – 1530 .....	67
Stiftentrommel en – dorskorf – 1540 .....	71
Stiftentrommel en – dorskorf – S1540 .....	73
Stiftentrommel en – dorskorf – 1545 .....	75
Stiftentrommel en – dorskorf – S1550 .....	79

XI

INHOUD

	Blz.
Verhoging ontladbuis – Israël – 1520 – 1530 – 1545 .....	81
Zonnescherm – 1520 – 1530 – 1545 .....	83
Zonnescherm – 1540 – S1550 .....	85
Blusapparaat .....	87
Vaste stopkap met verhoogsel – 1540 – S1550 .....	89
Luchtinlaat – verhoogstuk .....	91
Trekhaak voor aanhangwagen .....	93
Slijkweeders en schrapers – 1530 – 1545 .....	95
Slijkweeders en schrapers – 1540 – S1550 .....	99
Tegengewichten – 1520 – 1530 – 1545 ..... 101-103-105	107
Versterkte graan- en terugvoerelevator – 1530 – 1545 .....	109
Tegengewichten – 1545 .....	111
Enkele stroverspreider – 1520 – 1530 – 1545 .....	115
Enkele stroverspreider – 1540 – S1550 .....	119
Dubbele stroverspreider – 1540 – S1550 .....	123
Strogeleider in strokap – 1520 – 1530 – 1545 .....	125
Strogeleider in strokap – 1540 – S1550 .....	127
Verhoogde terugvoervijzel bij rupsen – S1550 .....	129
Rupsen – 1520 .....	133
Rupsen – 1530 .....	137
Rupsen – 1545 .....	141
Rupsen – 1540 – S1550 .....	145
Sorteerder op graantank – 1520 – 1530 .....	151
Sorteerder op graantank met opzakinrichting – 1520 .....	159
Opzakinrichting op graantank – 1520 .....	163
Verlengstuk graanelevator – 1520 .....	165
Sorteerder op graantank met opzakinrichting – 1530 .....	173
Opzakinrichting op graantank – 1530 .....	177
Sorteerder op graantank met opzakinrichting – 1545 .....	185
Zakgoot – 1520 .....	187
Zakgoot – 1530 – 1545 .....	189
Klein platform voor sorteerder – 1530 .....	191
Opzakplatform – 1520 .....	199
Speciale trekstangen – 1520 – 1530 – 1545 .....	200
Index .....	

**NOTES**

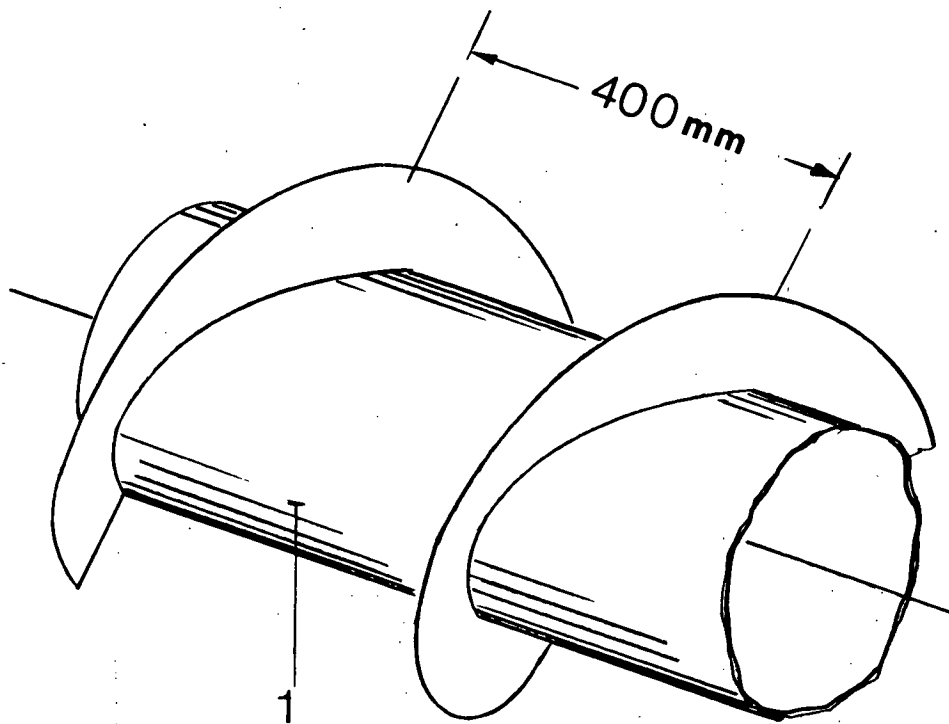


CROP LIFTER  
RELEVEURS D'EPIS  
ÄHRENHEBER  
ARENLICHTER  
ALZASPIGHE

TYPENo. 313017

1550  
1545  
CLAYSON 1540  
1530  
1520

Fig.	Nr.	A-Q		Description	N.B.
1	313017	1		Grop lifter	Compl. incl. fig. 2, 3, 4
2	120201	1		Screw	
3	140045	1		Lockwasher	
4	338046	1		Nut	

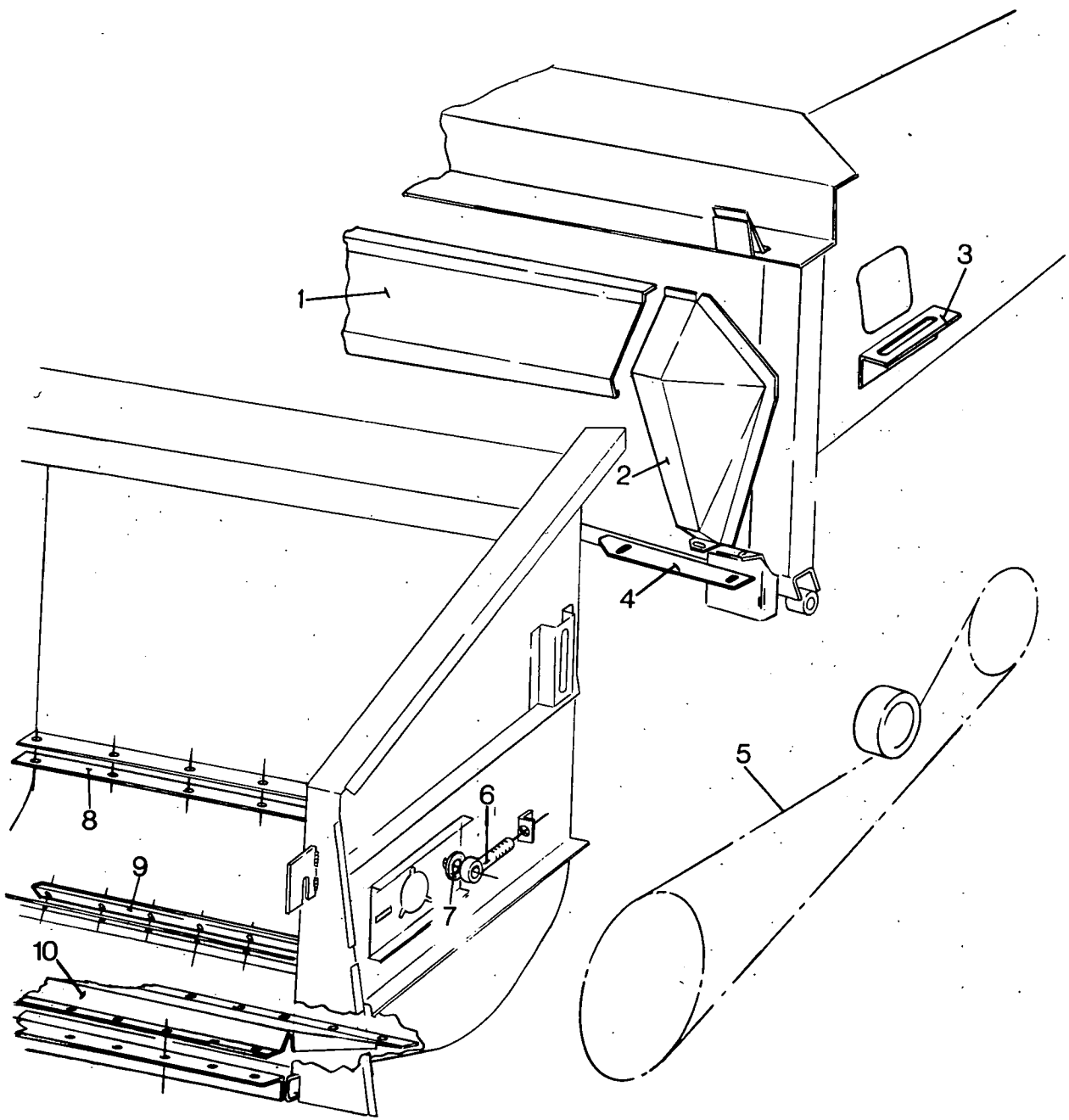


**FEED AUGER 400 mm THREAD**  
**VIS D'ALIMENTATION 400 mm PAS**  
**EINZUGSSCHNECKE 400 mm GEWINDEGANG**  
**PENNEVIJZEL STAP 400 mm**  
**COCLEA DI ALIMENTAZIONE, PASSO 400 mm**

**MODEL 1520 - 1530 - 1540 - 1545**

**TYPENo. 316856 – 13 ft.**  
**316857 – 15 ft.**

Fig.	Order Ref.	Qty.	Code	Description	N.B.
1	411673 411674	1 1		Feed table auger Feed table auger	13 ft. 15 ft.





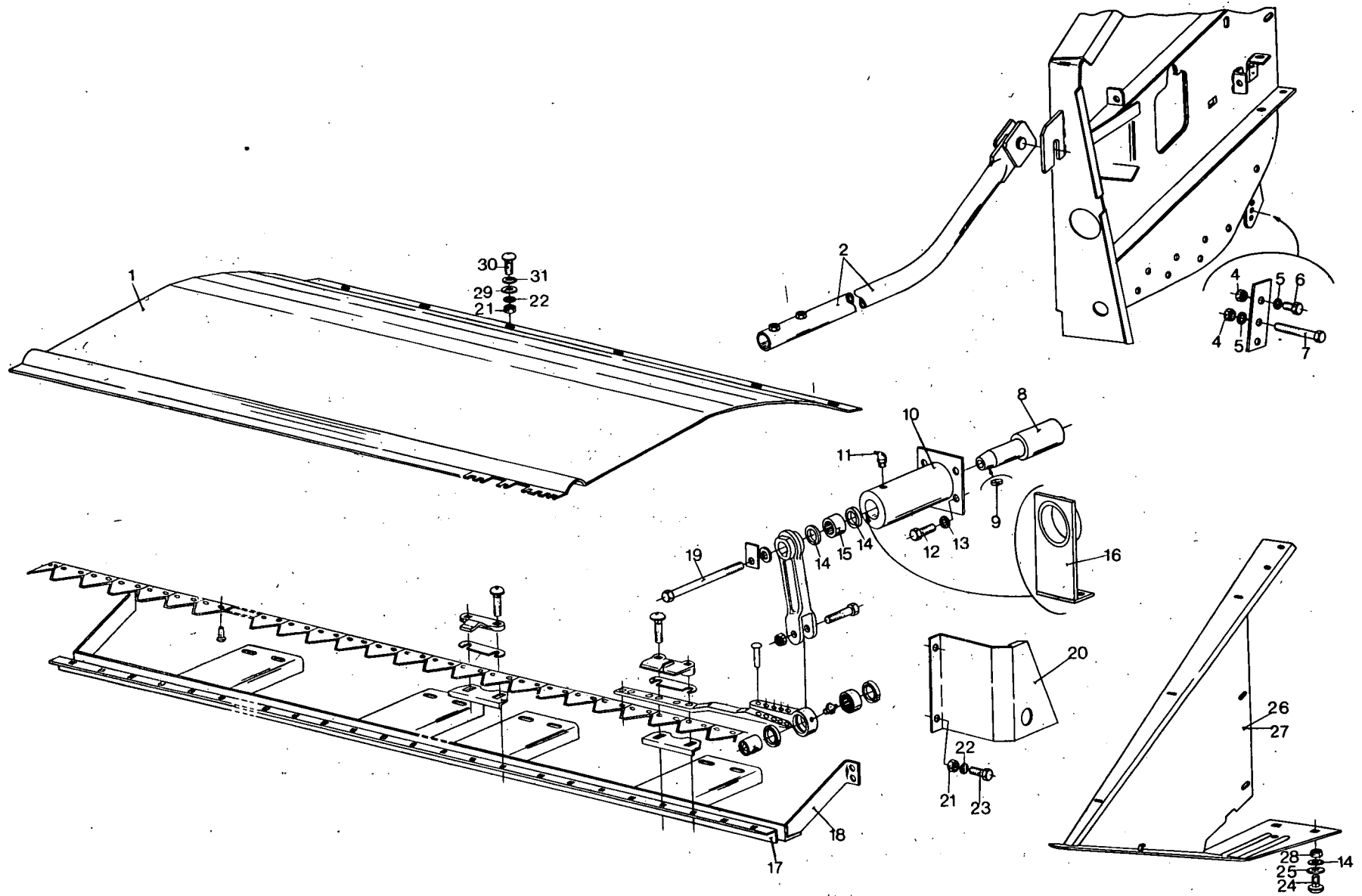
**ADVANCED FEED AUGER AND FEED PLATE**  
**VIS D'ALIMENTATION ET TOLE D'ALIMENTATION**  
**VORGERÜCKTE EINZUGSSCHNECKE UND ZUFUHRBLECH**  
**VOORUITGESCHOVEN PENNEVIJZEL EN VOEDINGSPLAAT**  
**COCLEA DI ALIMENTAZIONE SPINTA E LAMIERA DI ALIMENTAZIONE**

CLAYSON : 1520 - 30 - 40 - 45 - 50

TYPENo. 316852-13ft. 316855-15ft.  
 316853-13ft. 316858-13ft.  
 316854-15ft. 316859-13ft.

Fig.	Order Ref.	Qty.	Code	Description	N.B.
1	398804	1		Dust plate	13 ft. - Only 1520 - 1530 - 1540
	411616	1		Dust plate	15 ft. - Only 1545 - 1550
2	398802	1		Cap	Left-hand
	398803	1		Cap	Right-hand
3	411401	1		Support	Left-hand
	411400	1		Support	Right-hand
4	411532	2		Plate	Only 1520 - 1530 - 1540
	411552	2		Plate	Only 1545 - 1550
5	397847	1		Chain	
6	330413	1		Eye bolt	Left-hand
	411197	1		Eye bolt	Right-hand
7	378245	1		Plain washer	
8	411131	2		Adjusting plate	13 ft.
	398733	2		Adjusting plate	15 ft.
9	411172	1		Adjusting plate	13 ft. - Left-hand
	411170	1		Adjusting plate	13 ft. - Right-hand
	411417	1		Adjusting plate	15 ft. - Left-hand
	411419	1		Adjusting plate	15 ft. - Right-hand
	411156	1		Feed plate	13 ft.
10	398353	1		Feed plate	15 ft.

8

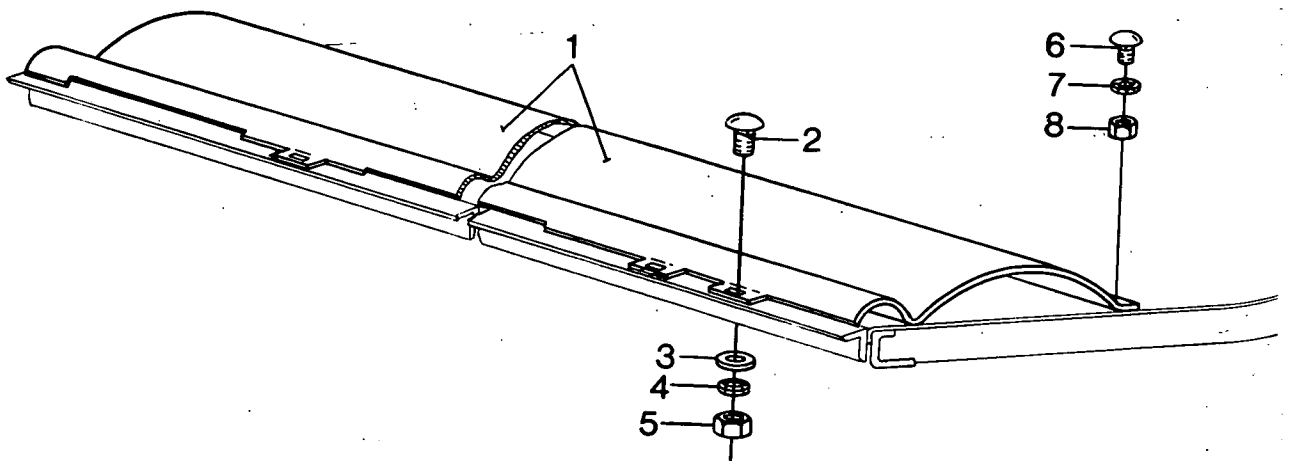


B8

CUTTERBAR EXTENSION  
 EXTENSION – BARRE DE COUPE  
 MÄHBALKEN VERLÄNGERUNG  
 MAAIBORD – VERLENGSTUK  
 ALLUNGAMENTO DELLA BARRA FALCIANTE

CLAYSON 1550 316860 - 13 ft.  
 1545  
 1540 TYPENo.  
 1530  
 1520 316861 - 15 ft.

Fig.	Order Ref.	Qty.	Code	Description	N.B.
1	354773	1		Bottom plate	13 ft.
	366162	1		Bottom plate	15 ft.
2	354756	2		Supporting pipe	
3	411807	6		Support	
4	100016	AR		Hex. nut	
5	140045	AR		Tooth lockwasher	
6	120111	AR		Hex. cap screw	
7	120112	4		Hex. cap screw	
8	364154	1		Intermediate shaft	
9	170051	1		Flat key	
10	364153	1		Bearing housing	
11	323787	1		Grease fitting	
12	337563	4		Hex. cap screw	
13	140046	8		Tooth lockwasher	
14	354120	2		Seal ring	
15	354123	1		Needle bearing	
16	371356	1		Support	
17	338593	1		Cutterbar	13 ft.
	338609	1		Cutterbar	15 ft.
18	354766	1		Support	13 ft.
	356160	1		Support	15 ft.
19	364052	1		Hex. cap screw	
20	354758	1		Protection plate	
21	100014	2		Hex. nut	
22	322357	2		Tooth lockwasher	
23	120099	2		Hex. cap screw	
24	120044	2		Carriage bolt	
25	378245	2		Plain washer	
26	354747	1		Divider	Right-hand
27	354751	1		Divider	Left-hand
28	337475	4		Hex. nut	
29	337411	14		Plain washer	
30	120032	14		Carriage bolt	
31	140015	14		Plain washer	

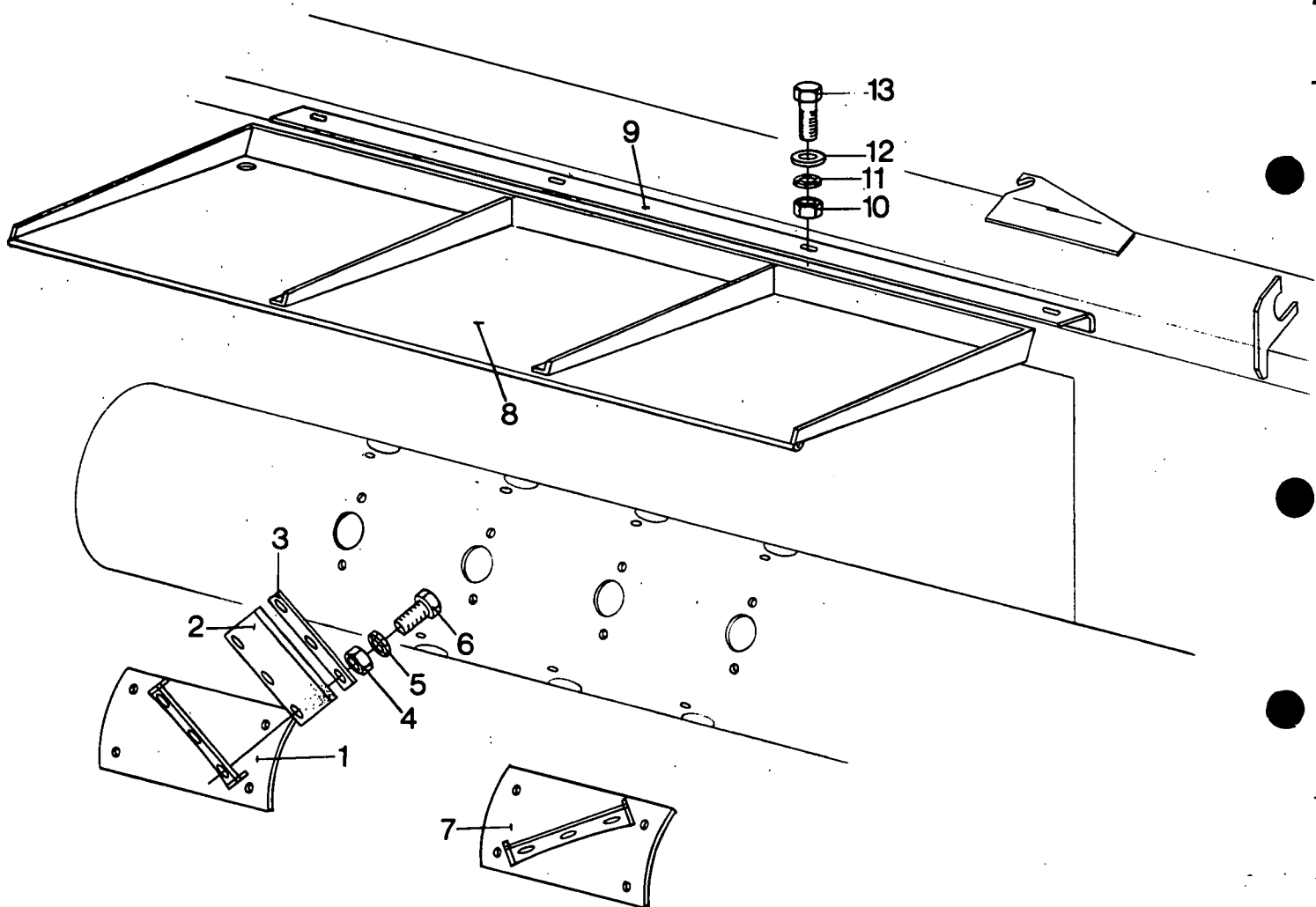


**HEADER FEED PLATE**  
**TOLE D'ALIMENTATION DANS LE TABLIER DE COUPE**  
**ZUFUHRBLECH IN SCHNEIDWERK**  
**VOEDINGSPLAAT IN MAAIBORD**  
**LAMIERA DI ALIMENTAZIONE PER BARRA DI TAGLIO**

CLAYSON : 1520 - 30 - 40 - 45 - 50

TYPENo.	315598	315601	315604
	315599	315602	315605
	315600	315603	315606

Fig.	Order Ref.	Qty.	Code	Description	N.B.
1	385040	1		Plate	For 8,5 ft.
	385041	1		Plate	For 10 ft.
	385044	1		Plate	For 11 ft.
	385046	1		Plate	For 12 ft.
	385048	1		Plate	For 13 ft.
	385050	1		Plate	For 15 ft.
	385052	1		Plate	For 17 ft.
	385055	1		Plate	For 19 ft.
	385057	1		Plate	For 22 ft.
2	308761	AR		Carriage bolt	
3	140016	AR		Plain washer	
4	322358	AR		Tooth lockwasher	
5	100015	AR		Hex. nut	
6	120031	AR		Carriage bolt	
7	322357	AR		Tooth lockwasher	
8	100014	AR		Hex. nut	

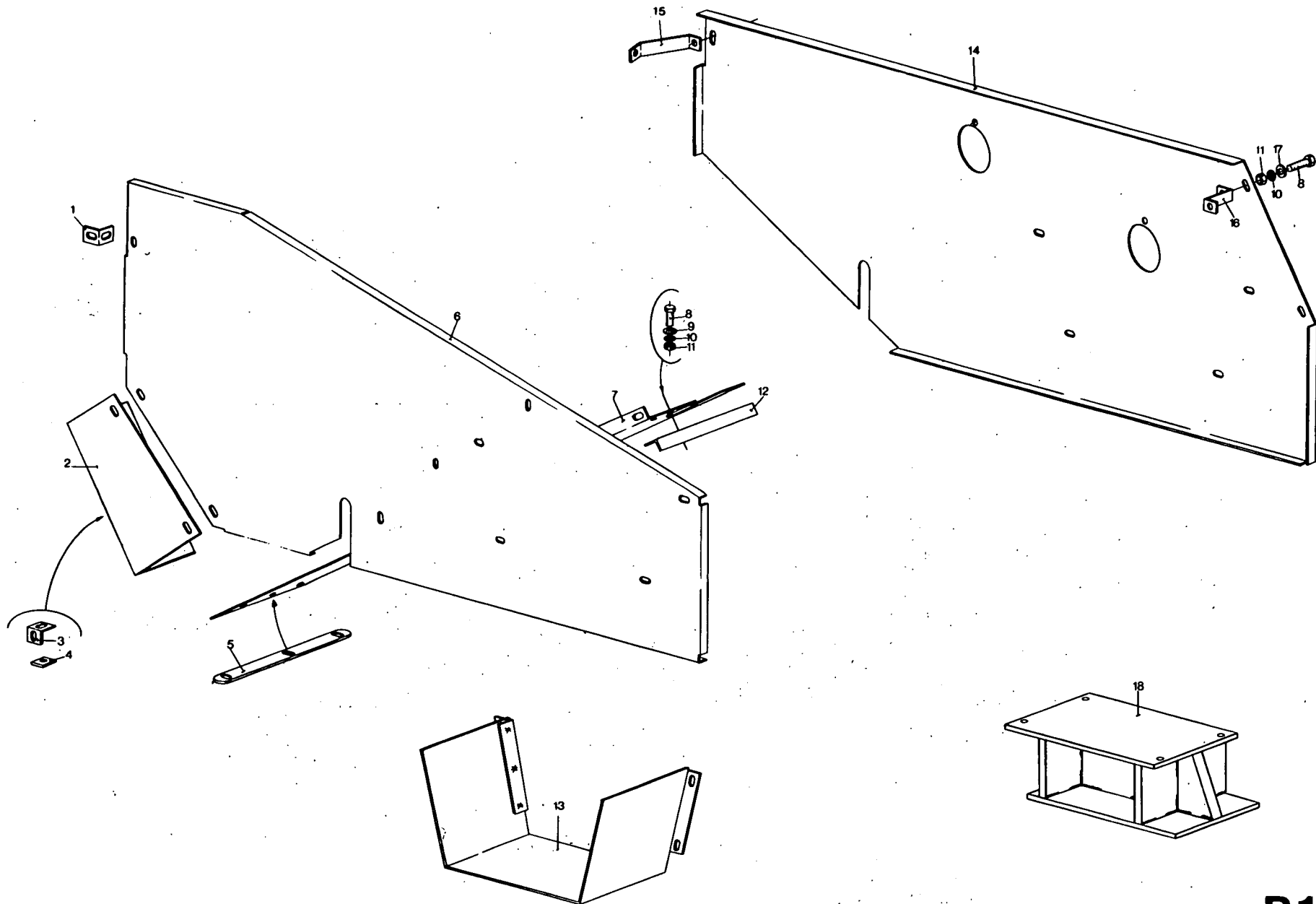


**SWEEPERS FOR FEEDING AUGER**  
**BALAIS POUR VIS SANS FIN D'ALIMENTATION**  
**GUMMIPADDELN FÜR EINZUGSSCHNECKE**  
**RUBBER SCHOEPEN OP PENNEVIJZEL**  
**PALETTE DI GOMMA SULLA COCLEA DI ALIMENTAZIONE**

**CLAYSON : 1520 TYPENo. 313876**  
**1530**  
**1540**  
**1545**  
**1550**

Fig.	Order Ref.	Qty.	Code	Description	N.B.
1	488393	3		Sweeper	Left-hand
2	190149	6		Rubber canvas	
3	488394	6		Plate	
4	100014	18		Hex. nut	
5	322357	18		Tooth lockwasher	
6	120101	18		Hex. cap screw	
7	488390	3		Sweeper	
8	356580	1		Protection plate	
9	356577	1		Fixing lath	
10	100016	4		Hex. nut	
11	140045	4		Tooth lockwasher	
12	140017	4		Plain washer	
13	120109	4		Hex. cap screw	

14



B16



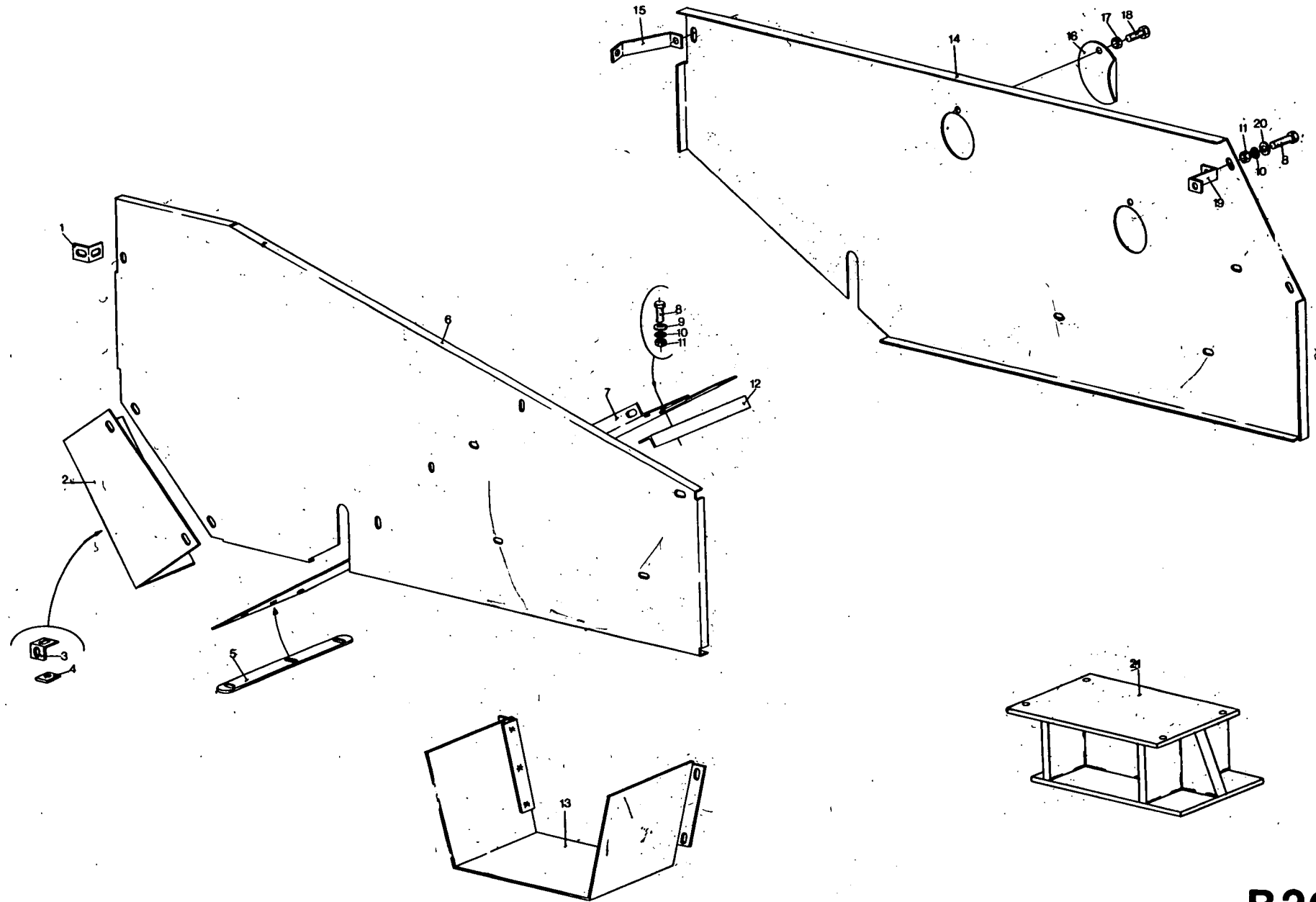
GUARDS  
 TOLES PROTECTRICES  
 SCHUTZBLECHE  
 AFSCHERMPLATEN  
 CHAPAS PROTECTORAS

SPERRY NEW HOLLAND 1520

TYPENo. 314476

Fig.	Order Ref.	Qty.	Code	Description	N.B.
1	374369	1		Support	Left-hand
2	370455	1		Plate	
3	355866	1		Support	
4	372199	2		Intermediate plate	
5	355833	1		Support	
6	374440	1		Guard plate	
7	374390	1		Bottom plate	
8	120104	9		Hex. cap screw	
9	140041	19		Plain washer	
10	322358	22		Tooth lockwasher	
11	100015	22		Hex. nut	Right-hand
12	355867	1		Support	
13	374408	2		Guard plate	
14	374586	1		Guard plate	
15	374585	1		Support	
16	374584	2		Support	
17	140016	17		Plain washer	
18	482518	1		Support	

16



B20

GUARDS  
 TOLES PROTECTRICES  
 SCHUTZBLECHE  
 AFSCHEMPLATEN  
 CHAPAS PROTECTORAS

SPERRY NEW HOLLAND 1545

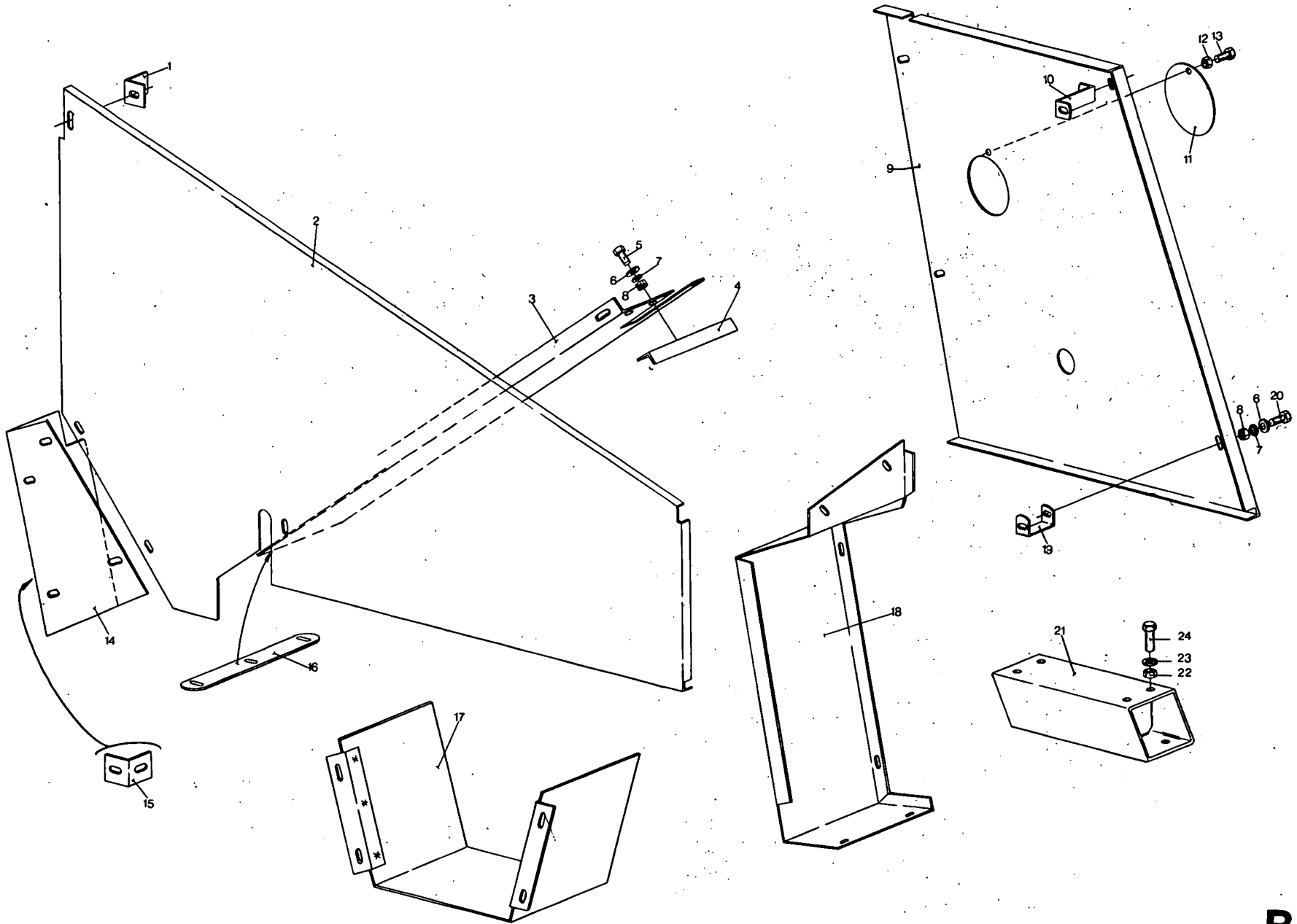
TYPENo. 314478

SPERRY NEW HOLLAND 1530

TYPENo. 314477

Fig.	Order Ref.	Qty.	Code	Description	N.B.
1	355865	1		Support	Left-hand
2	375306	1		Plate	
3	355866	1		Support	
4	372199	2		Intermediate plate	
5	355833	1		Support	
6	370421	1		Guard plate	
7	370432	1		Bottom plate	
8	120104	9		Hex. cap screw	
9	140041	19		Plain washer	
10	322358	22		Tooth lockwasher	
11	100015	22		Hex. nut	
12	355867	1		Support	Right-hand
13	355884	2		Guard plate	
14	370915	1		Guard plate	
15	370928	1		Support	
16	310001	2		Cover plate	
17	100014	24		Hex. nut	
18	120099	13		Hex. cap screw	
19	370922	2		Support	
20	140016	17		Plain washer	
21	482518	1		Support	

18



B24

SPECIAL GUARD PLATES  
 TOLES PROTECTRICES SPECIAUX  
 SONDERSCHUTZBLECHE  
 SPECIALE AFSCHERMPLATEN  
 CHAPAS PROTECTORAS ESPECIALES

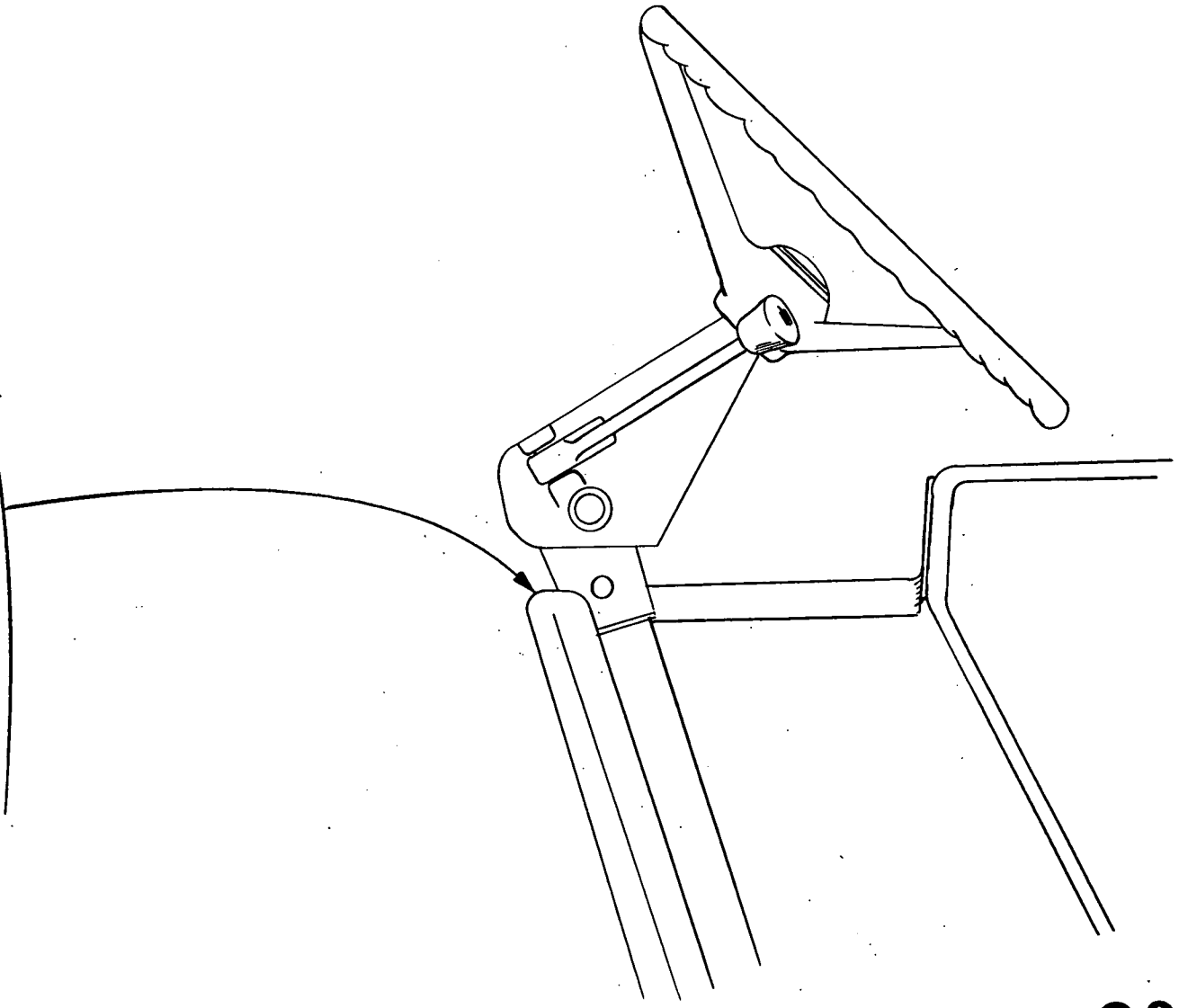
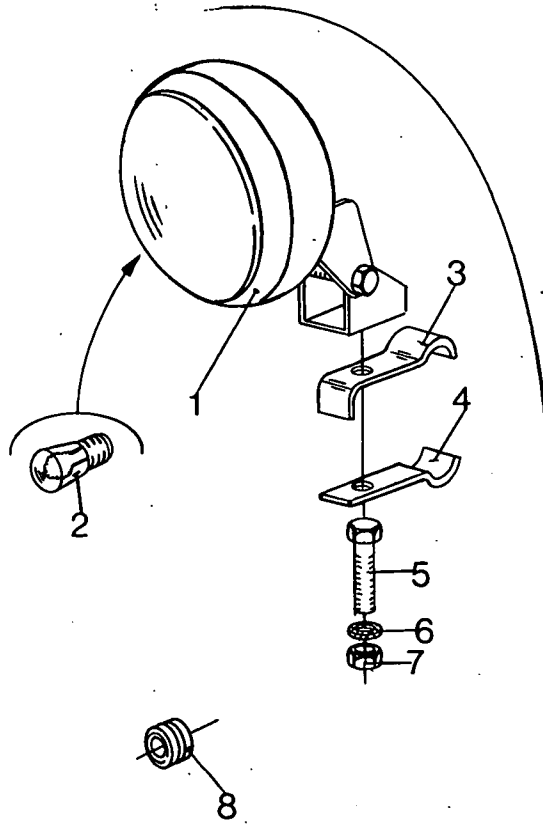
S 1550 TYPENo. 313840

S1540

1540 TYPENo. 313856

Fig.	Order Ref.	Qty.	Code	Description	N.B.
1	355865	1		Support	
2	355887	1		Guard plate	Left-hand
3	355886	1		Bottom plate	
4	355867	1		Support	
5	120161	7		Hex. cap screw	
6	140041	36		Plain washer	
7	322358	21		Tooth lockwasher	
8	100015	21		Hex. nut	
9	355836	1		Guard plate	Right-hand
10	355834	1		Support	
11	322314	1		Cover	
12	100014	3		Hex. nut	
15	120100	2		Hex. cap screw	
16	355885	1		Plate	
13	355866	1		Support	
14	355833	1		Support	
17	355884	1		Guard plate	Left-hand
18	355888	1		Guard plate	Right-hand
19	355835	1		Support	
20	201044	2		Hex. cap screw	
21	355929	1		Support	
22	100020	AR		Hex. nut	
23	140020	AR		Plain washer	
24	120091	4		Hex. cap screw	

20



C2


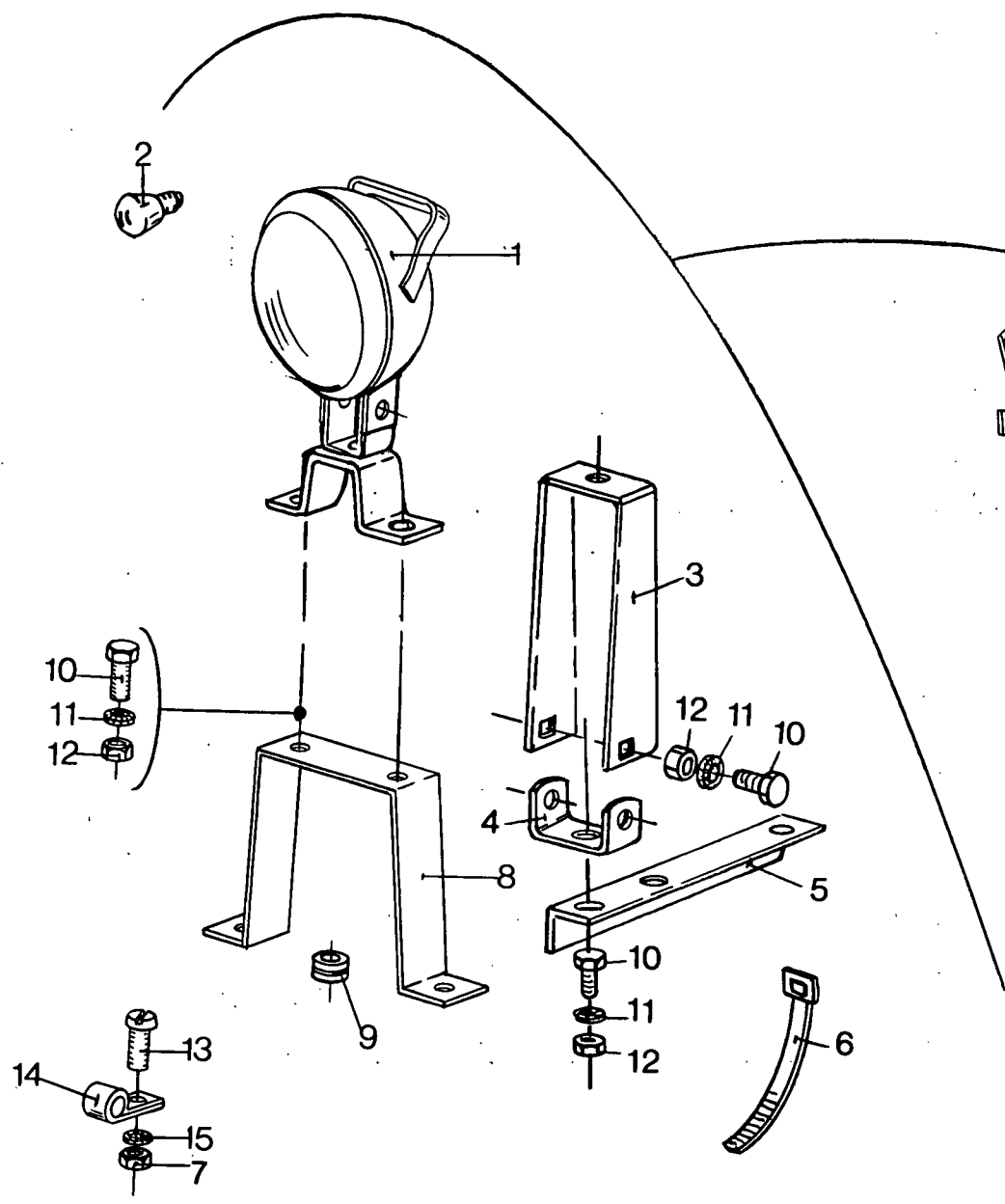
WORKING HEADLIGHTS  
 PHARES DE TRAVAIL  
 ARBEITSSCHEINWERFER  
 WERKSCHIJNWERPERS  
 FAROS DE TRABAJO

CLAYSON 1550 - 1545 - 1540 - 1530 -  
 1520

TYPENo. 313311

Fig.	Order Ref.	Qty.		Description	N.B.
1	354893	2		Light	Incl. Fig. 2
2	<del>354892</del>	2		Bulb ← <i>L17720</i>	
3	354891	2		Stay	
4	354890	2		Stay	
5	120106	2		Hex. cap screw	
6	322358	2		Tooth lockwasher	
7	100015	2		Hex. nut	
8	190067	1		Rubber grommet	

22



C6

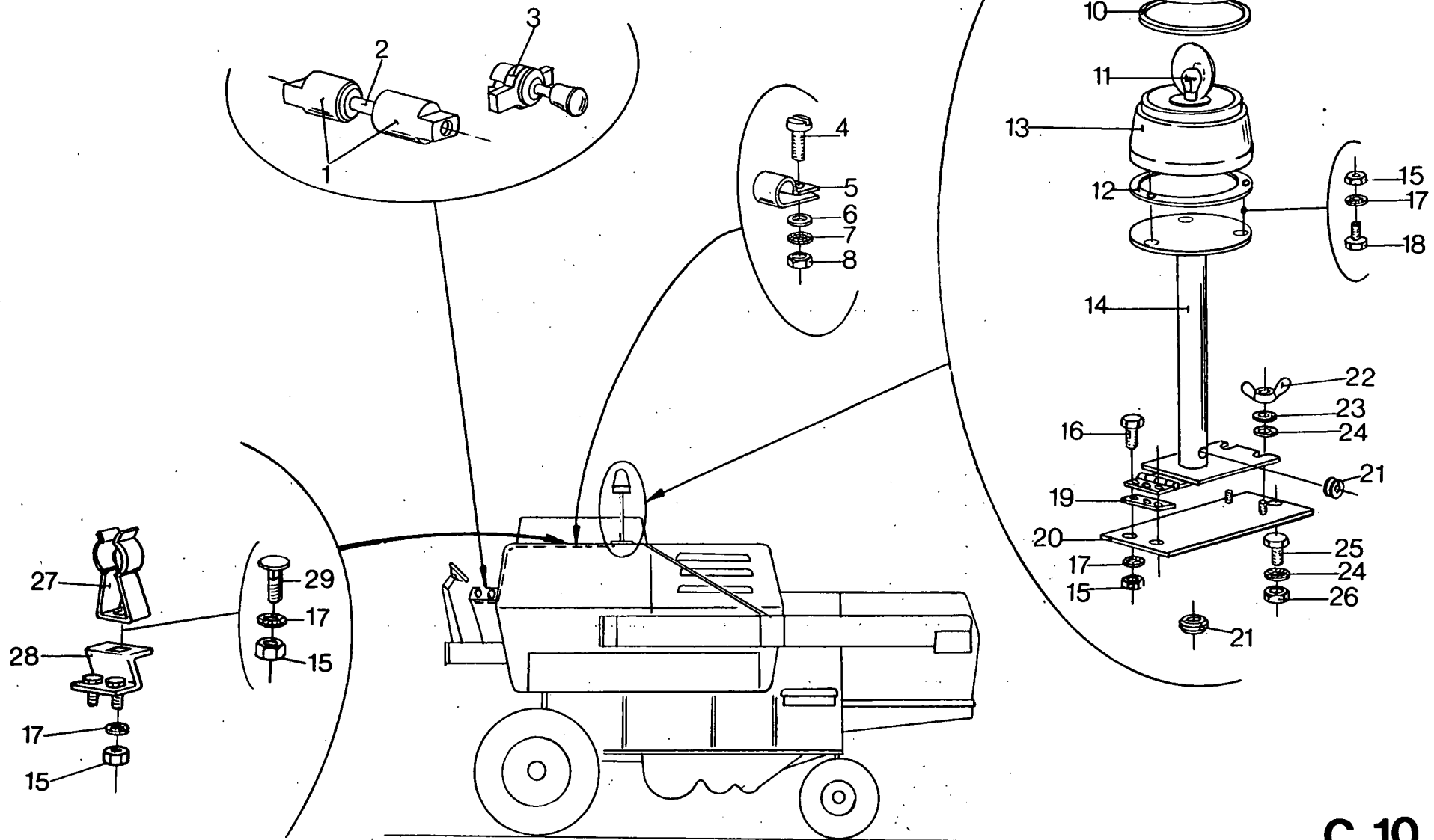


WORKING HEADLIGHT ON GRAIN TANK  
 PHARE DE TRAVAIL SUR TREMIE  
 ARBEITSSCHEINWERFER AUF KORNTANK  
 WERKSCHIJNWERPER OP GRAANTANK  
 FARO DE TRABAJO EN LA TOLVA

CLAYSON 1520 - 1530 - 1540 - 1545  
 1550

TYPENo. 314649  
 313018

Fig.	Order. Ref.	Qty.	Description	N.B.
1	421030	1	Headlight	
2	309974	1	Bulb	
3	335309	1	Support	Only S 1540 - 1540 - S 1550
4	135965	1	Hinge piece	Only S 1540 - 1540 - S 1550
5	357251	1	Support	Only S 1540 - 1540 - S 1550
6	323594	1	Cable clamp	Only S 1540 - 1540 - S 1550
7	100012	AR	Hex nut	
8	309975	1	Support	Only 1520 - 1530 - 1545
9	335315	2	Grommet	
10	120104	AR	Hex. cap screw	
11	322358	AR	Tooth lockwasher	
12	100015	AR	Hex. nut	
13	321803	AR	Machine screw	
14	353072	10	Clamp	
15	322355	AR	Tooth lockwasher	



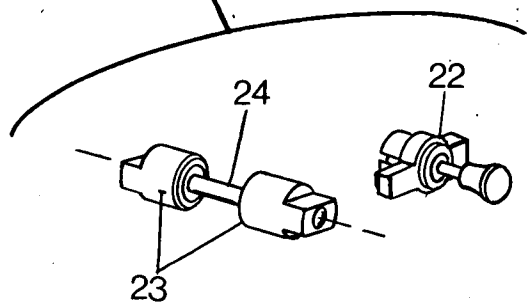

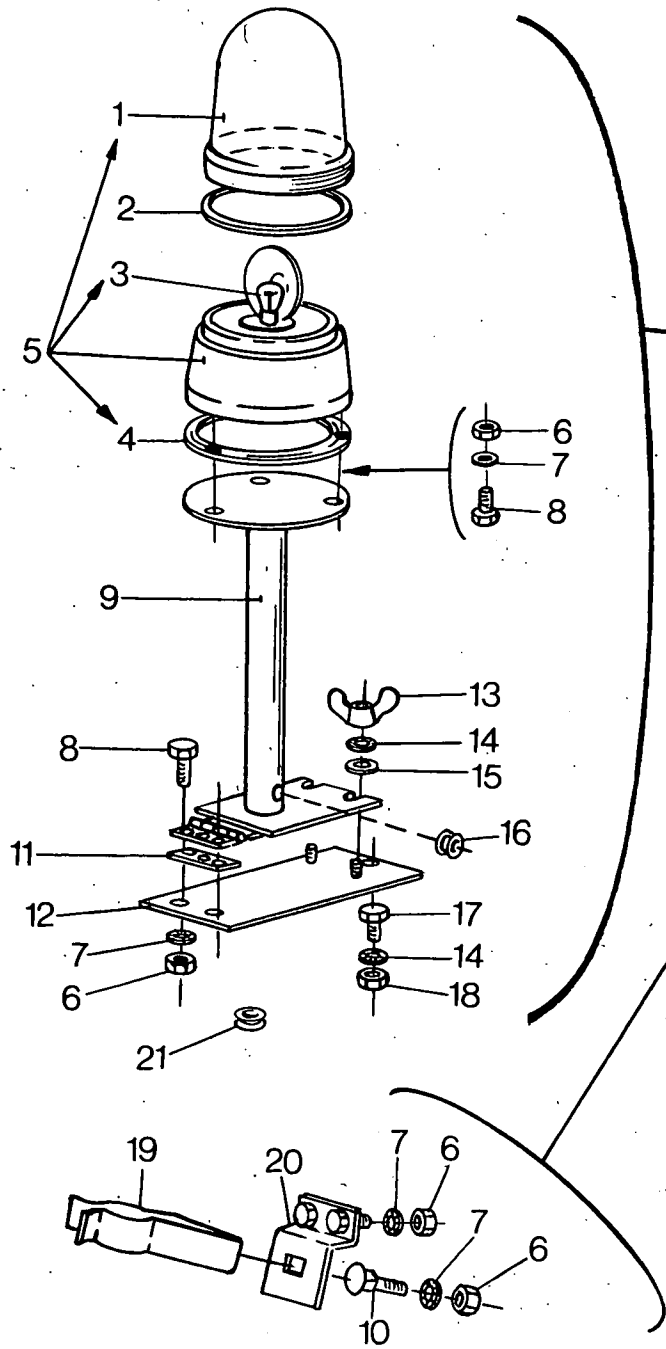
C 10

WARNING LIGHT  
 FEU AVERTISSEUR  
 WARNLICHT  
 WAARSCHUWINGSLICHT  
 LUZ DE ADVERTENCIA

CLAYSON 1545 - 1530 - 1520

TYPENo. 314703

Fig.	Order Ref.	Qty.	Description	N.B.
1	336850	1	Fuse box	Incl. Fig. 2 12 V 8 Amp.
2	470005	1	Fuse	
3	470033	1	Switch	
4	321803	15	Machine screw	
5	332401	15	Clamp	
6	140013	15	Plain washer	
7	322355	15	Tooth lockwasher	
8	100012	15	Hex. nut	
9	354127	1	Light cap	
10	354129	1	Joint ring	
11	336843	1	Bulb	
12	354130	1	Joint ring	
13	338803	1	Warning light assy	
14	357167	1	Support	
15	100014	5	Hex. nut	
16	120100	5	Hex. cap screw	
17	322357	5	Tooth lockwasher	
18	120099	2	Hex. cap screw	
19	333240	1	Shim	
20	357565	1	Support	
21	334696	3	Grommet	
22	100005	1	Wing nut	
23	140016	3	Plain washer	
24	322358	3	Tooth lockwasher	
25	120104	1	Hex. cap screw	
26	100015	1	Hex. nut	
27	331922	1	Spring plate	
28	357166	1	Support	
29	120031	1	Carriage bolt	



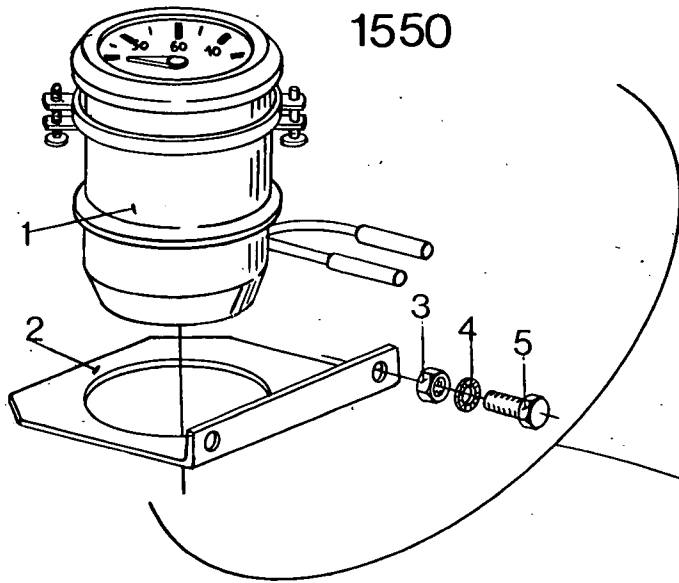
WARNING LIGHT  
 FEU AVERTISSEUR  
 WARNLICHT  
 WAARSCHUWINGSLICHT  
 LUZ DE ADVERTENCIA

CLAYSON 1550 - 1540

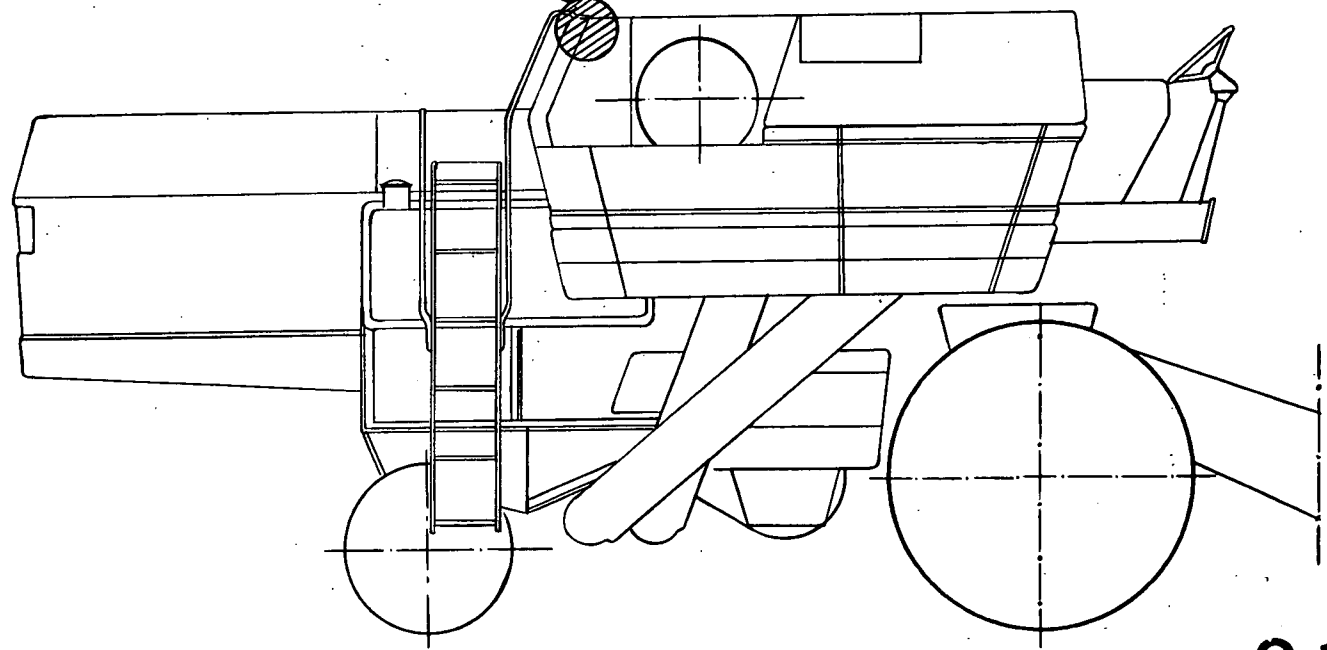
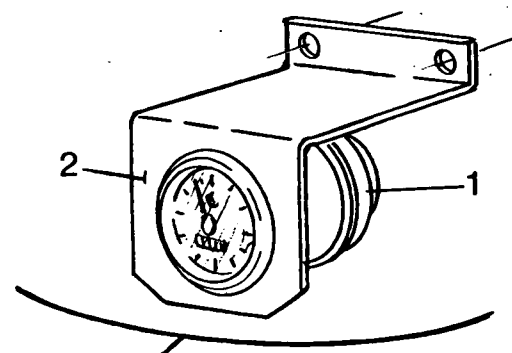
TYPENo. 313784

Fig.	Order Ref.	Qty.		Description	N.B.	
1	354127	1		Light cap	Incl. Fig. 1, 2, 3, 4	
2	354129	1		Joint ring		
3	336843	1		Bulb		
4	354130	1		Joint ring		
5	338803	1		Warning light assy		
6	100014	11		Hex. nut		
7	322357	11		Tooth lockwasher		
8	120100	8		Hex. cap screw		
9	357167	1		Support		
10	120031	1		Carriage bolt		
11	333240	1		Shim		
12	357165	1		Plate		
13	100005	1		Wing nut		
14	322358	3		Tooth lockwasher		
15	140016	3		Plain washer		
16	334696	1		Grommet		
17	120103	1		Hex. cap screw		
18	100015	1		Hex. nut		
19	331922	1		Spring		
20	357166	1		Support		
21	336152	1		Grommet		
22	470033	1		Switch		Incl. Fig. 24 12 V - 8 A
23	336850	1		Fuse box		
24	470005	1		Fuse		

1540  
1550



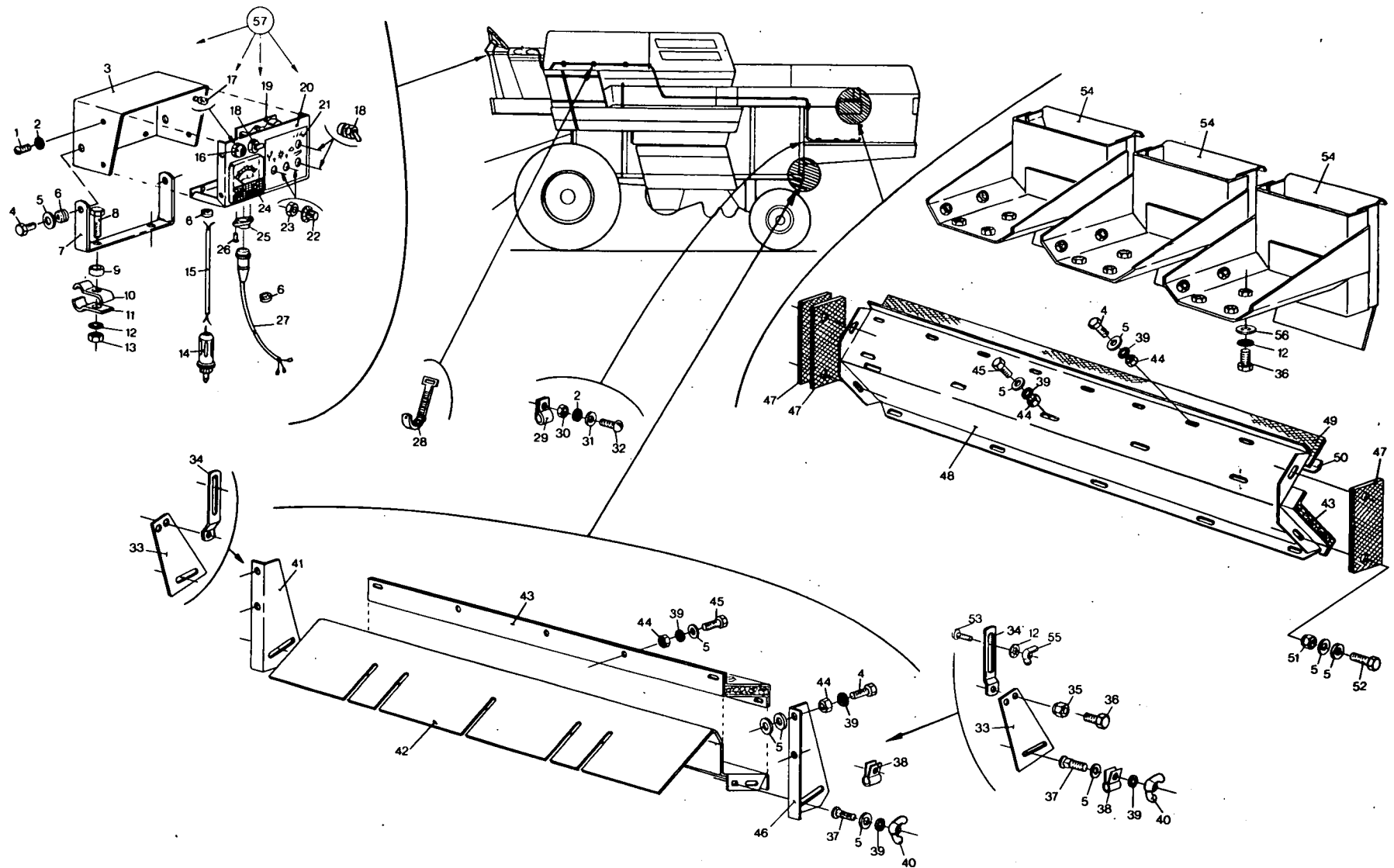
1520  
1530  
1545



HOUR COUNTER  
 COMPTE-HORAIRE  
 STUNDENZÄHLER  
 URENTELLER  
 CUENTAHORAS

CLAYSON 1550    TYPENo. 313364  
                   1545                    314136  
                   1540  
                   1530  
                   1520

Fig.	Order Ref.	Qty.	Code	Description	N.B.
1	<del>387828</del>	1		Hourmeter → 422125	- 89817414
2	390529	1		Support	Only 1520 - 1530 - 1545
	390466	1		Support	Only S 1540 - 1540 - S 1550
3	100014	2		Hex. nut	
4	322358	2		Tooth lockwasher	
5	120099	2		Hex. cap screw	

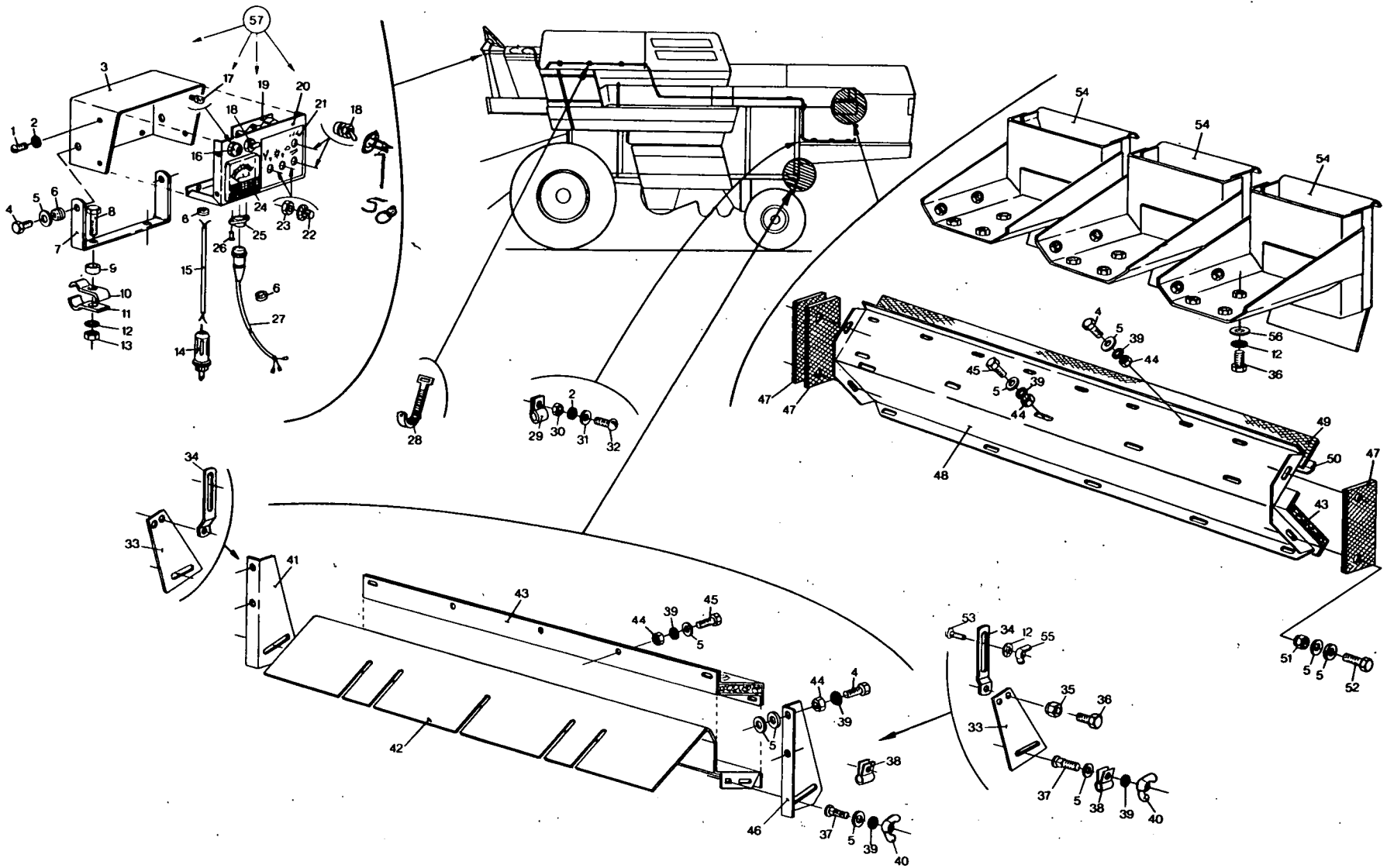




PERFORMANCE MONITOR  
 MONITEUR  
 MONITOR  
 RENDEMENTSAAWJZER  
 MONITOR

CLAYSON 1530 TYPENo. 316299  
 1540  
 CLAYSON 1545 TYPENo. 316300  
 1550

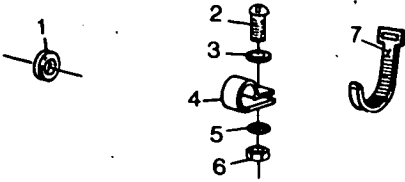
Fig.	Order Ref.	Qty.	Description	N.B.
1	321803	6	Machine screw	
2	322355	16	Tooth lockwasher	
3	375322	1	Cover	
4	120110	12	Hex. cap screw	
5	140040	46	Washer	
6	335315	3	Rubber grommet	
7	375321	1	Support	
8	120107	2	Hex. cap screw	
9	200203	2	Bushing	
10	354891	2	Support	
11	354890	2	Support	
12	322358	24	Tooth lockwasher	
13	100015	2	Hex. nut	
14	353969	1	Connecting	
15	390641	1	Wire	
16	362558	1	Control light	
17	353078	1	Bulb	
18	386761	3	Switch	
19	380392	1	Printed circuit	
20	377166	1	Instrument panel	
21	381513	1	Decal	
22	386750	2	Knob	
23	386709	2	Special nut	
24	381180	1	Microamperemeter	
25	384525	1	Socket	
26	130065	2	Pop rivet	
27	381985	1	Wire assy	
28	323597	AR	Clamp	
29	353072	AR	Clamp	
30	100012	11	Hex. nut	
31	140013	11	Plain washer	
32	120007	11	Machine screw	
33	380664	2	Support	
34	380665	2	Guide	
35	100067	2	Hex. lock nut	
36	120104	20	Hex. cap screw	
37	120031	2	Carriage bolt	
38	354728	4	Clamp	
39	322357	24	Tooth lockwasher	
40	100004	2	Wing nut	
41	380633	1	Support	
42	380635	1	Plate	Only used on 1540 - 1530
	386889	1	Plate	Only used on S 1550 - 1545
43	380629	2	Detector	Only used on 1540 - 1530
	396638	2	Detector	Only used on S 1550 - 1545
44	100014	24	Hex. nut	
45	120099	20	Hex. cap screw	
46	380634	1	Support	



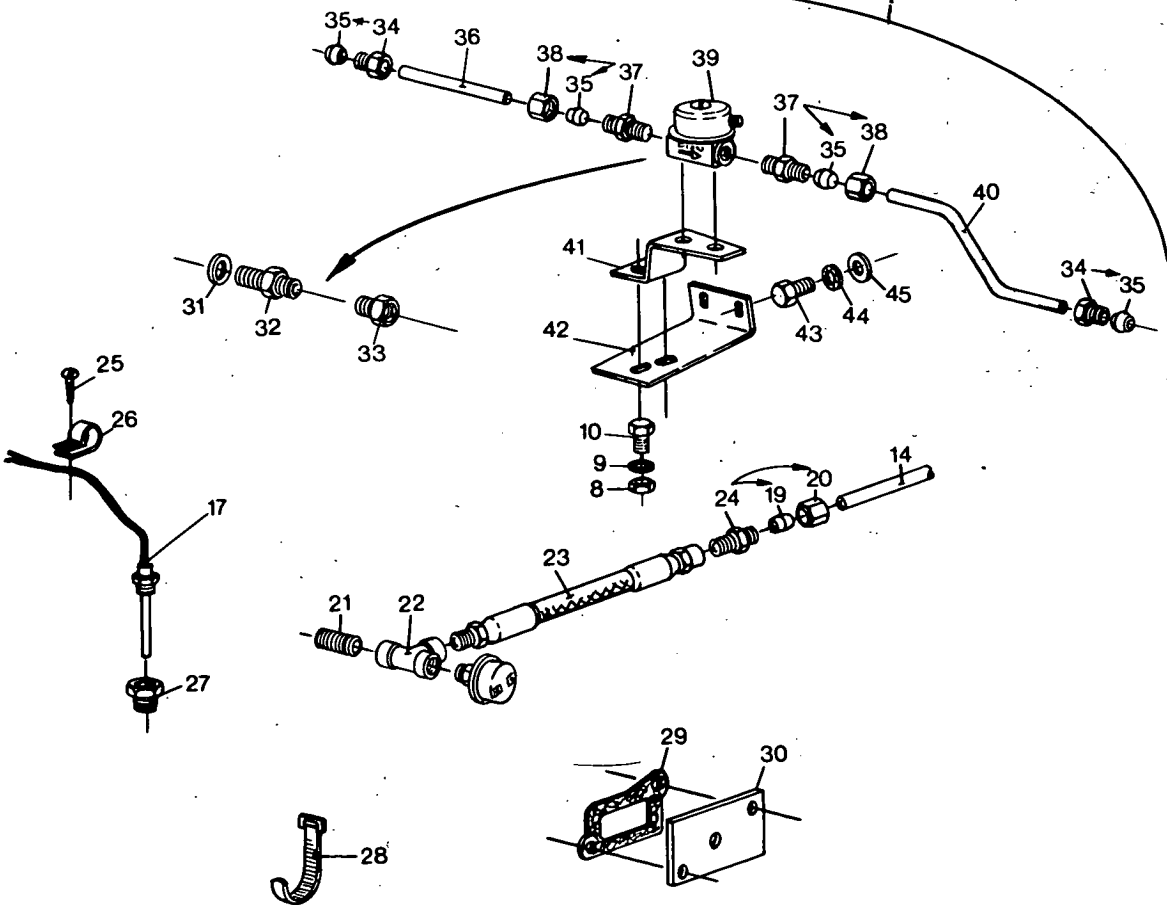

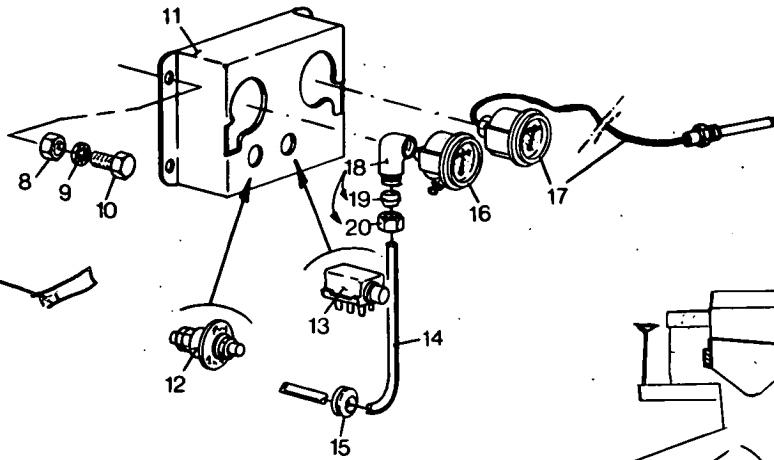
PERFORMANCE MONITOR  
 MONITEUR  
 MONITOR  
 RENDEMENTSAAWJZER  
 MONITOR

CLAYSON 1530 TYPENo. 316299  
 1540  
 CLAYSON 1545 TYPENo. 316300  
 1550

Fig.	Order Ref.	Qty.	Description	N.B.
47	377842	AR	Spacer	
48	386499	1	Plate	Only used on 1540 - 1530
	377206	1	Plate	Only used on S 1550 - 1545
49	386564	1	Curtain	Only used on 1540 - 1530
	377843	1	Curtain	Only used on S 1550 - 1545
50	386656	1	Fixing lath	Only used on 1540 - 1530
	377203	1	Fixing lath	Only used on S 1550 - 1545
51	353308	4	Hex. lock nut	
52	120101	4	Hex. cap screw	
53	120037	2	Carriage bolt	
54	378427	4	Collector	Only used on 1540 - 1530
	378427	5	Collector	Only used on S 1550 - 1545
55	100005	2	Wing nut	
56	378243	20	Plain washer	
57	395137	1	Monitor repair kit	Incl. Fig. 1, 2, 3, 4, 5, 6, 7, 14, 15, 16, 17, 18, 19, 20, 21, 22, 23, 24, 25, 26
5				
			133528 - Rubber caps	



Fuse.  
A32219

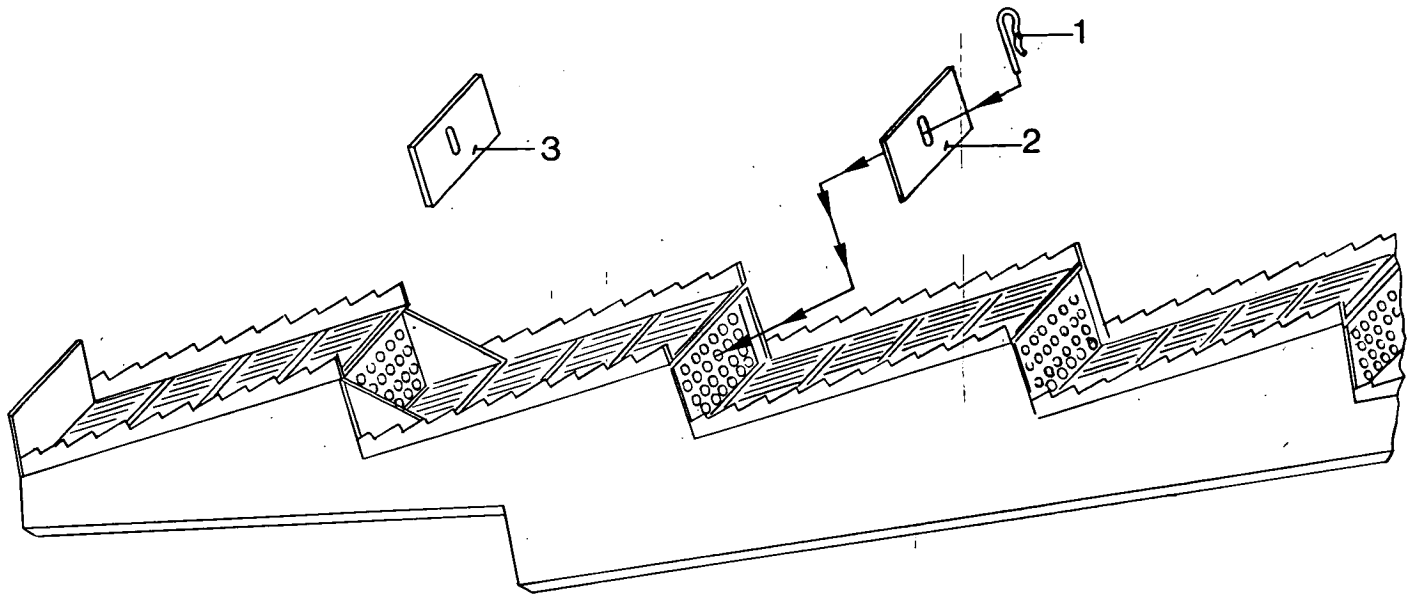


ENGINE SHUT-OFF DEVICE  
 SYSTEME D'ARRET DU MOTEUR  
 MOTOR-ABSTELLVORRICHTUNG  
 MOTORSTOPINRICHTING

CLAYSON S 1550 - 1545 - 1540 - 1530

TYPENo. 315675


Fig.	Order Ref.	Qty.	Description	N.B.
1	336152	1	Rubber grommet	
2	120007	7	Machine screw	
3	140013	7	Plain washer	
4	332401	6	Clamp	
5	322355	7	Toothed lockwasher	
6	100012	7	Hex. nut	
7	368582	5	Clamp	
8	100014	6	Hex. nut	
9	322357	6	Toothed lockwasher	
10	120099	6	Hex. cap screw	
11	236672	1	Panel	
12	236674	1	Stop switch	
13	236673	1	Switch	
14	236680	1	Oil pipe	
15	338844	2	Rubber grommet	
16	236675	1	Oil, prss, indicator	
17	236676	1	Temperature indicator	
18	386921	1	Connector	Incl. Fig. 19,20
19	386917	AR	Ferrule	
20	386918	AR	Coupler nut	
21	084001	1	Connecting	
22	088952	1	"T" connector	
23	048685	1	Oil house	
24	386919	1	Connector	Incl. Fig. 19,20
25	331619	2	Machine screw	
26	353072	3	Clamp	
27	087916	1	Connector	
28	323597	2	Clamp	Only for Mercedes
29	356325	1	Seal	Only for Mercedes
30	386413	1	Cover	Only for Mercedes
31	220049	1	Seal ring	Only for Mercedes
32	386414	1	Connector	Only for Mercedes
33	386415	1	Connector	Only for Mercedes
34	386920	2	Connector	Incl. Fig. 35
35	236682	AR	Ferrule	
36	236678	1	Pipe	
37	386923	2	Connector	Incl. Fig. 35, 38
38	386922	AR	Coupler nut	
39	236677	1	Valve	
40	236679	1	Pipe	
41	225376	1	Support	
42	242830	1	Support	
43	087049	2	Hex. cap screw	
44	080680	2	Tooth lockwasher	
45	080702	2	Washer	



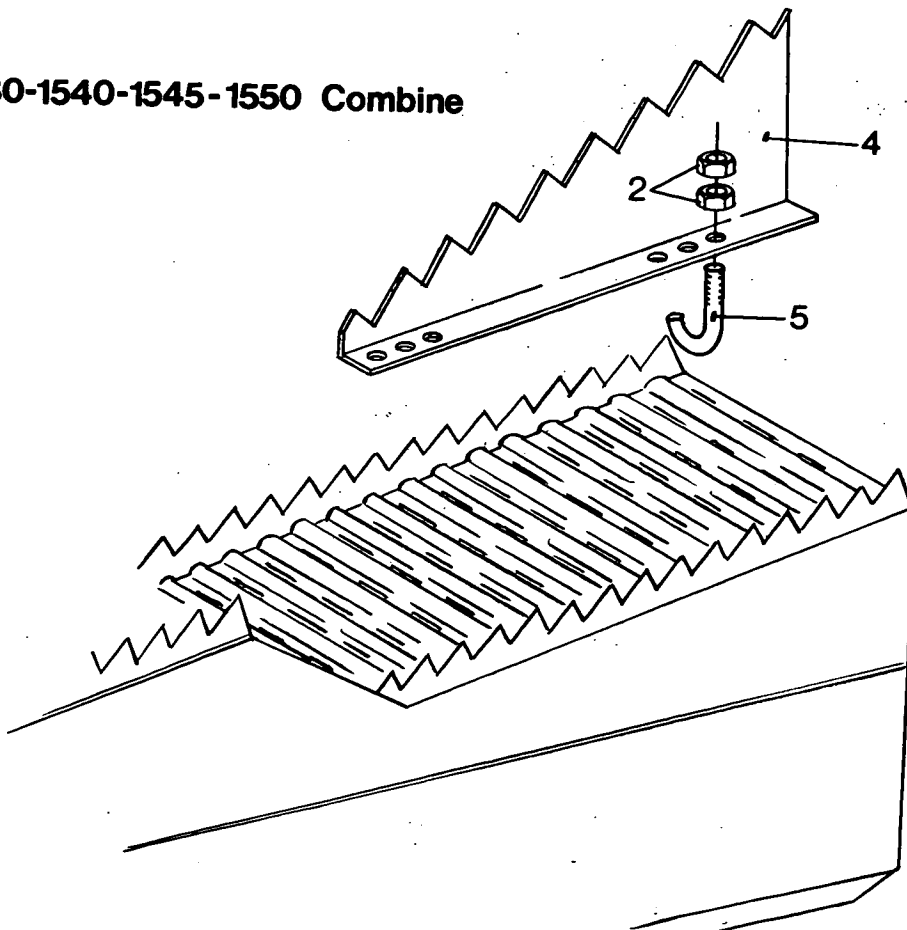
COVER PLATES FOR STRAW WALKERS  
 RECOUVREMENTS POUR SECOUEURS  
 ABDECKBLECHE FÜR SCHÜTTLER  
 AFDEKPLATEN VOOR SCHUDDERS

CLAYSON 1520 TYPENo. 312249  
 CLAYSON 1530 TYPENo. 309902  
 CLAYSON 1540 TYPENo. 313367  
 CLAYSON S 1540 TYPENo. 315216  
 CLAYSON 1540 TYPENo. 309902  
 CLAYSON 1550 TYPENo. 315212

Fig.	Order Ref.	Qty.		Description	N.B.
1	180042	AR		Hairpin cotter	
2	309623	AR		Cover plate	1520 x 12 - 1530 x 16 - 1540 x 12 - S
3	354035	AR		Cover plate	1540 x 8 - 1545 x 20 - 1550 x 10 1540 x 8 - S 1540 x 8 - 1550 x 10



**1520-1530-1540-1545-1550 Combine**



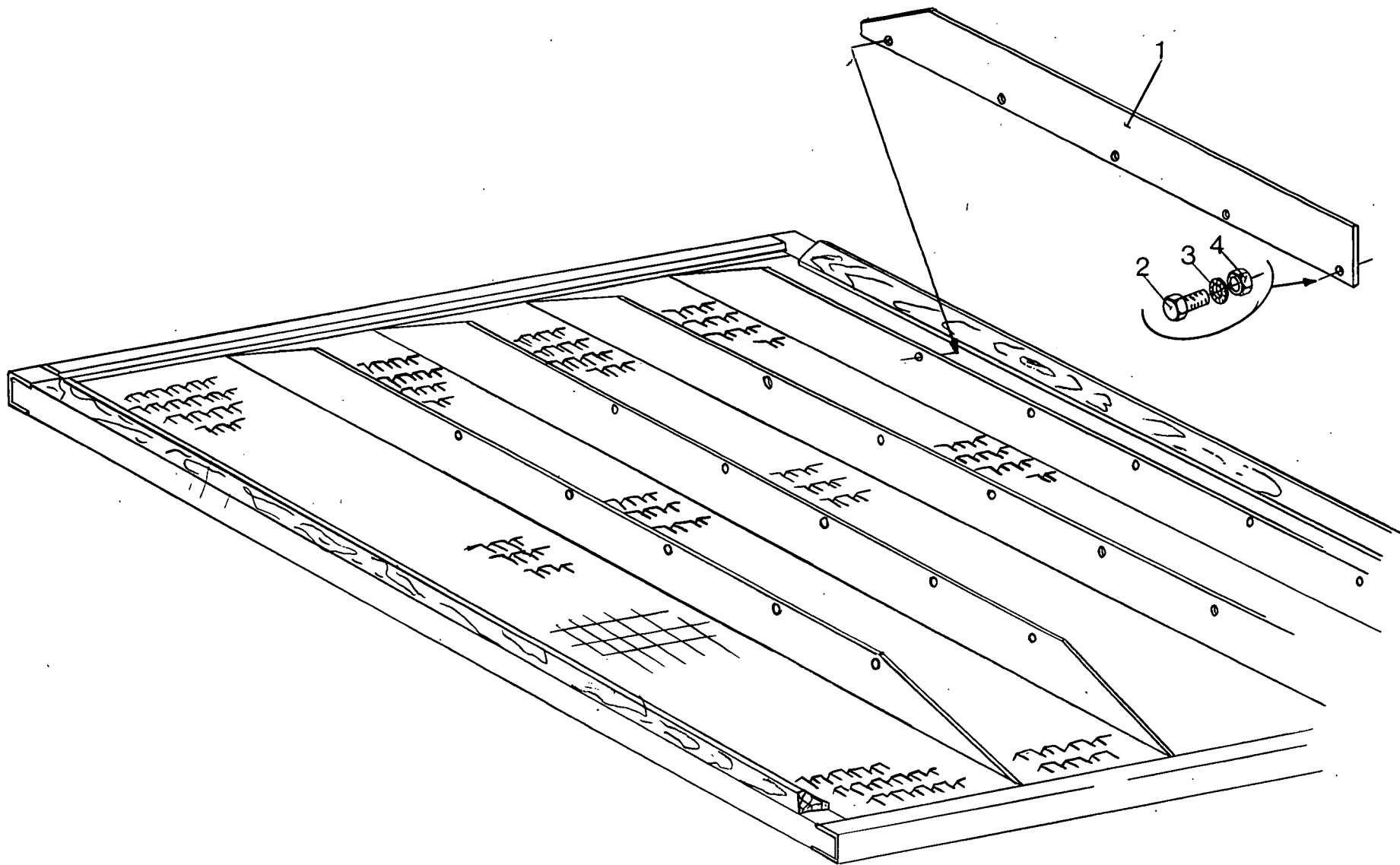


FISHBACKS  
 AGITATEURS  
 ZACKENBLECHER  
 KAMMEN  
 AGITATORI

CLAYSON 1520 - 1530 - 1540  
 CLAYSON 1545 - 1550  
 CLAYSON S 1540  
 CLAYSON S 1550

TYPENo. 311682  
 TYPENo. 311775  
 TYPENo. 315864  
 TYPENo. 315865

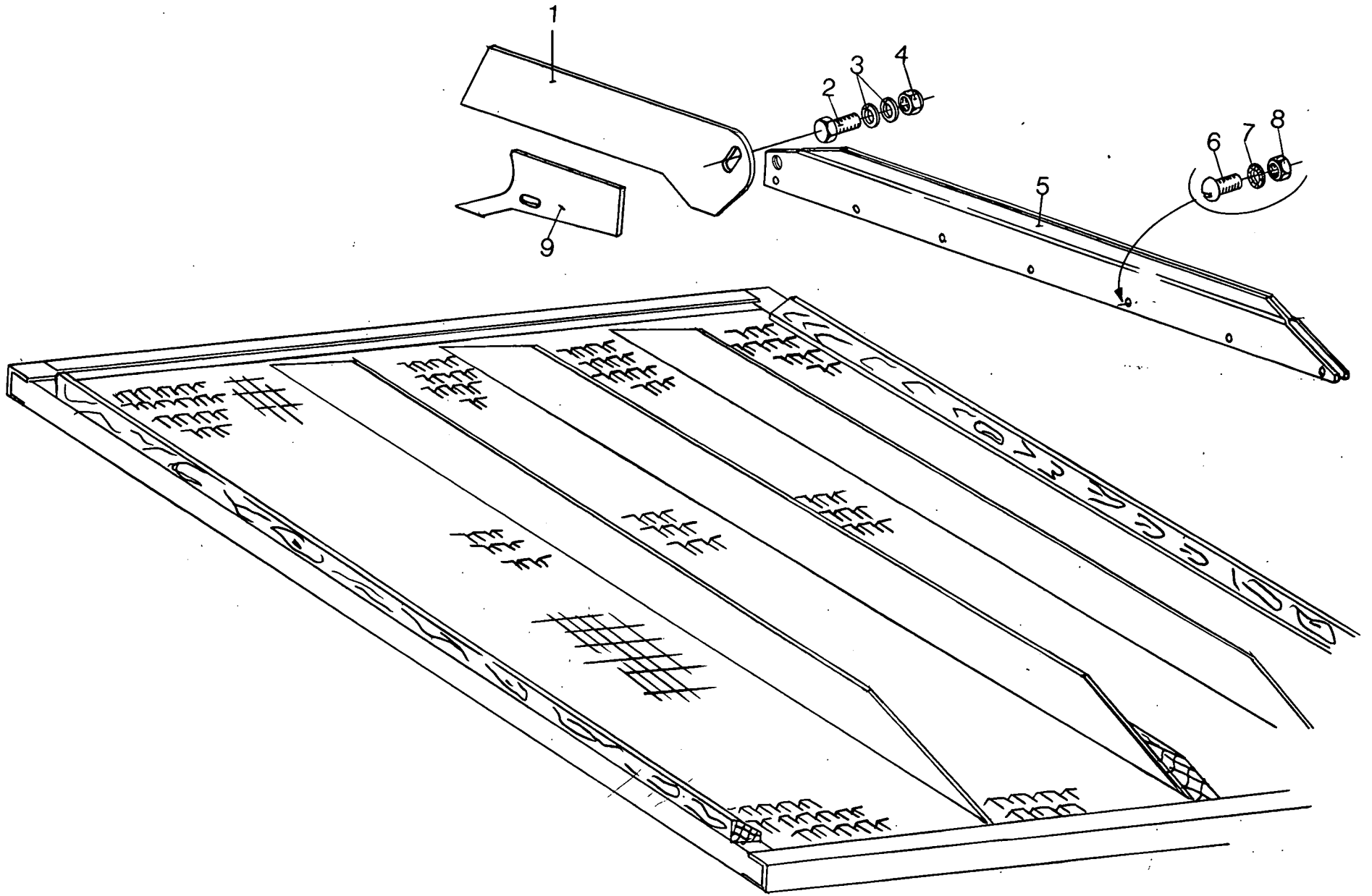
Fig.	Order Ref.	Qty.	Code	Description	N.B.
1	390728	8		Fishback	Only S 1540
	390728	10		Fishback	Only S 1550
2	100014	AR		Hex. nut	
3	353893	AR		Clamp	Only S 1540 - S 1550
4	362130	8		Fishback	Only 1520 - 1530
	362130	10		Fishback	Only 1540 - 1545 - 1550
5	359726	AR		J-bolt	Only 1520 - 1530 - 1540 - 1545 - 1550



SIDE HILL DIVIDERS ON TOP SIEVE  
 TOLES DE CLOISONNEMENT SUR GRILLE SUPERIEURE  
 HANGLEISTEN AUF DEM OBERSIEB  
 VERHOOGDE VERDEELPLATEN OP BOVENZEEF  
 CHAPAS DIVISORAS SOBRE LA CRIBA SUPERIOR

CLAYSON 1545 TYPENo. 312494  
 CLAYSON 1530 TYPENo. 312493  
 CLAYSON 1520 TYPENo. 312675

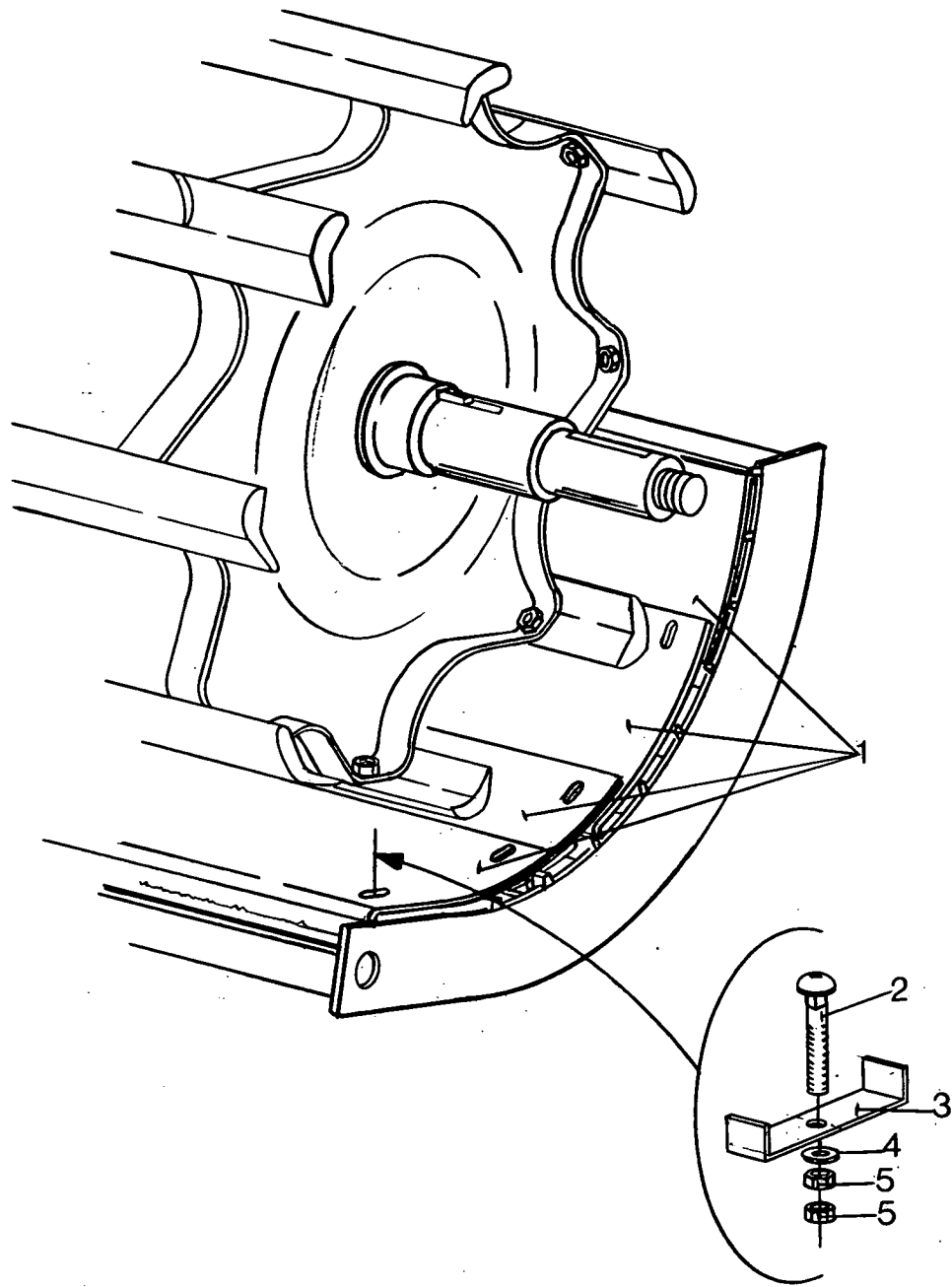
Fig.	Order Ref.	Qty.	Description	N.B.
1	331746	4	Extension	} FOR CLAYSON 1545 combine
2	120099	20	Hex. cap screw	
3	322357	20	Tooth lockwasher	
4	100014	20	Hex. nut	
1	331746	3	Extension	} FOR CLAYSON 1530 combine
2	120099	15	Hex. cap screw	
3	322357	15	Tooth lockwasher	
4	100014	15	Hex. nut	
1	333030	3	Extension	} FOR CLAYSON 1520 combine
2	120099	9	Hex. cap screw	
3	322357	9	Tooth lockwasher	
4	100014	9	Hex. nut	



SIDE HILL DIVIDERS ON TOP SIEVE  
 TOLES DE CLOISONNEMENT SUR GRILLE SUPERIEURE  
 HANGLEISTEN AUF DEM OBERSIEB  
 VERHOOGDE VERDEELPLATEN OP BOVENZEEF  
 CHAPAS DIVISORAS SOBRE LA CRIBA SUPERIOR

CLAYSON 1540    TYPENo. 313269  
 CLAYSON S 1550    TYPENo. 313270

Fig.	Order Ref.	Qty.	Description	N.B.
1	372887	3	Extension	} FOR CLAYSON 1540 combine
2	120099	3	Hex. cap screw	
3	140040	6	Plain washer	
4	353308	3	Hex. lock nut	
5	372886	3	Extension	
6	321803	21	Machine screw	
7	322355	21	Tooth lockwasher	
8	100012	21	Hex. nut	
9	372883	3	Reinforcement	
1	372887	4	Extension	} FOR CLAYSON S 1550 combine
2	120099	4	Hex. cap screw	
3	140040	8	Plain washer	
4	353308	4	Hex. lock nut	
5	372886	4	Extension	
6	321803	28	Machine screw	
7	322355	28	Tooth lockwasher	
8	100012	28	Hex. nut	
9	372883	4	Reinforcement	



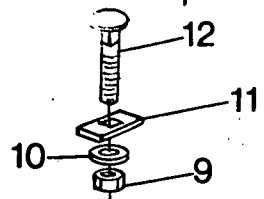
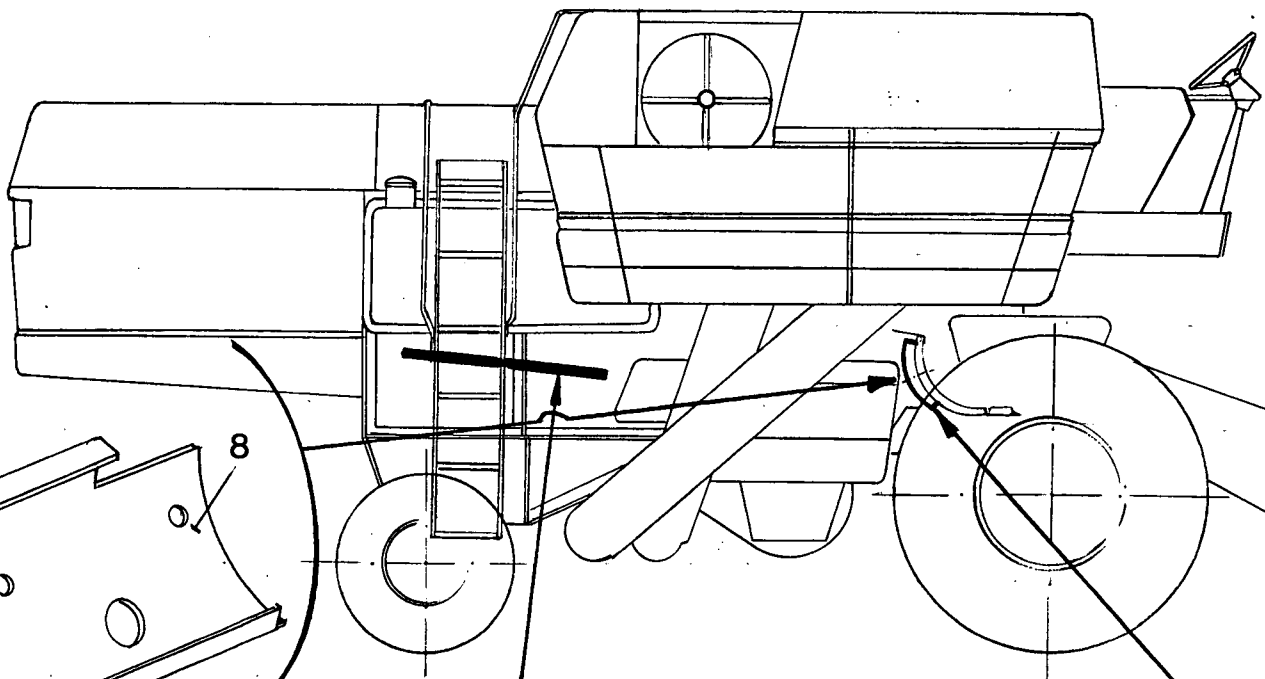
EQUIPMENT FOR RAPE-SPEED HARVEST.  
 EQUIPEMENT POUR LA RECOLTE DU COLZA  
 RAPSERNTEAUSRÜSTUNG  
 KOOLZAADOOGSTUITRUSTING

CLAYSON 1520  
 1545  
 1530  
 1540  
 1550

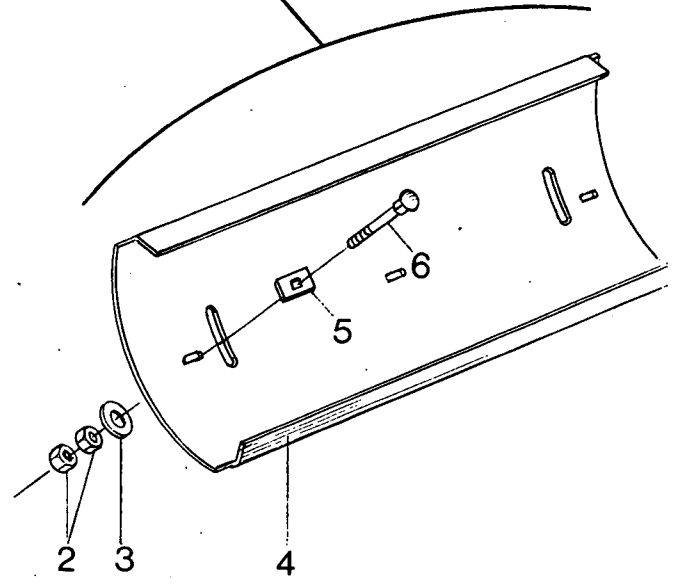
TYPENo. 080120  
 080122  
 080285  
 312988  
 312989

Fig.	Order Ref.	Qty.	Description	N.B.
1	360137	2	Plate	1520
	489780	3	Plate	1530
	335003	4	Plate	S 1540 - 1540
	488294	3	Plate	1545
	335004	4	Plate	S 1550
2	120216	AR	Carriage bolt	
3	485404	6	Clamp	1520
	488291	4	Clamp	1530 - 1545 L 70 mm.
	488292	2	Clamp	1530 - 1545 L 90 mm.
	488293	2	Clamp	1530 - 1545 L 80 mm.
	335002	12	Clamp	S 1540 - 1540 - S 1550
4	140016	AR	Washer	
5	100015	AR	Hex. nut	

1520  
1530  
1545



1540  
1550



46

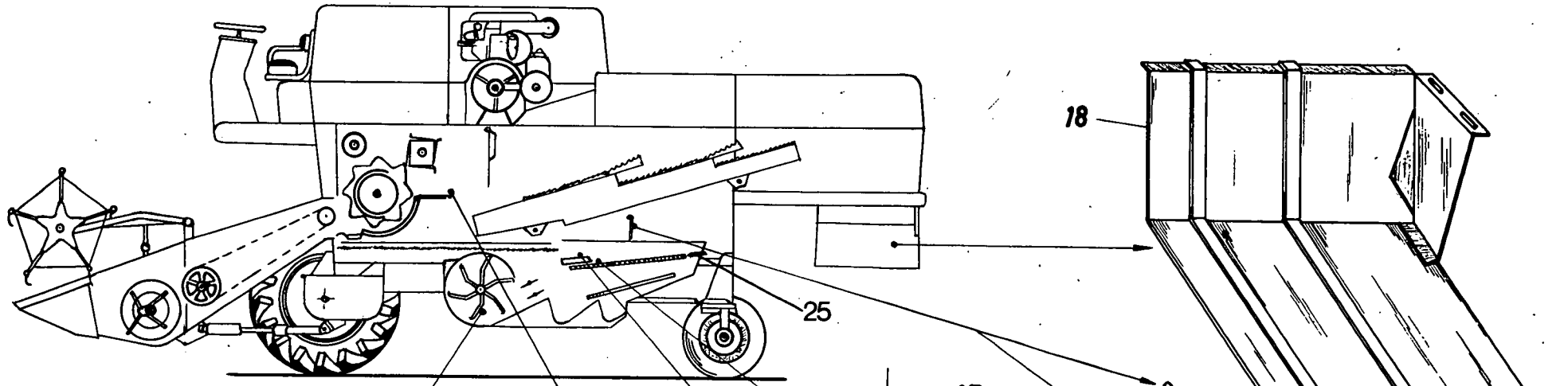




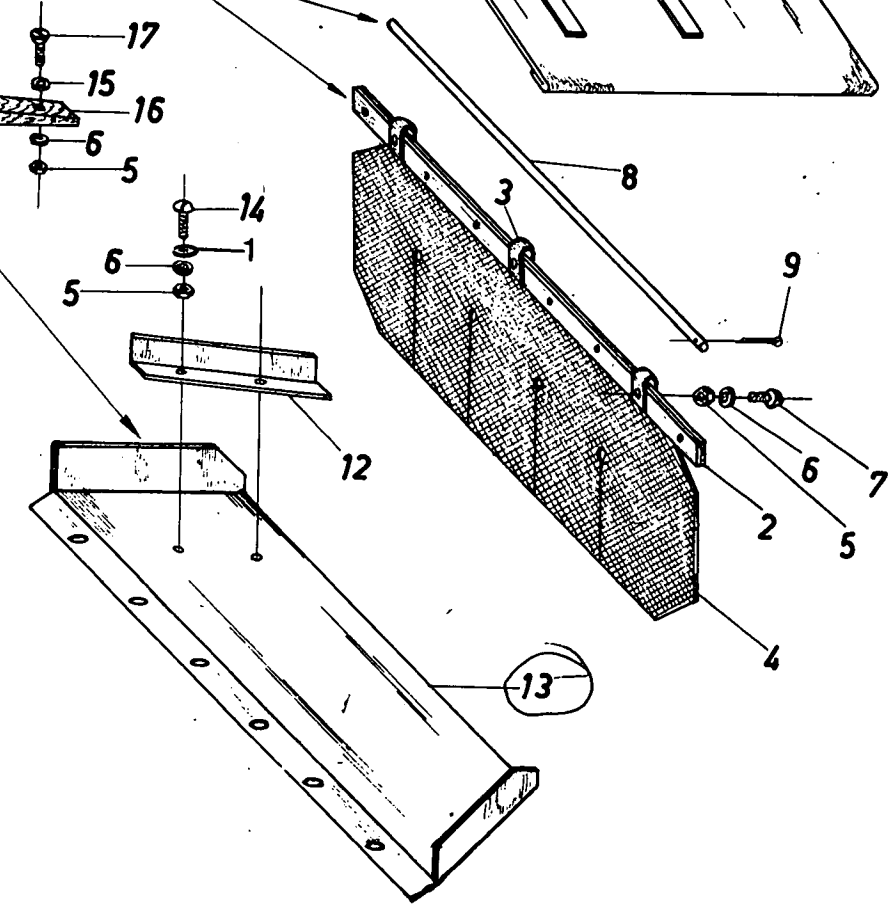
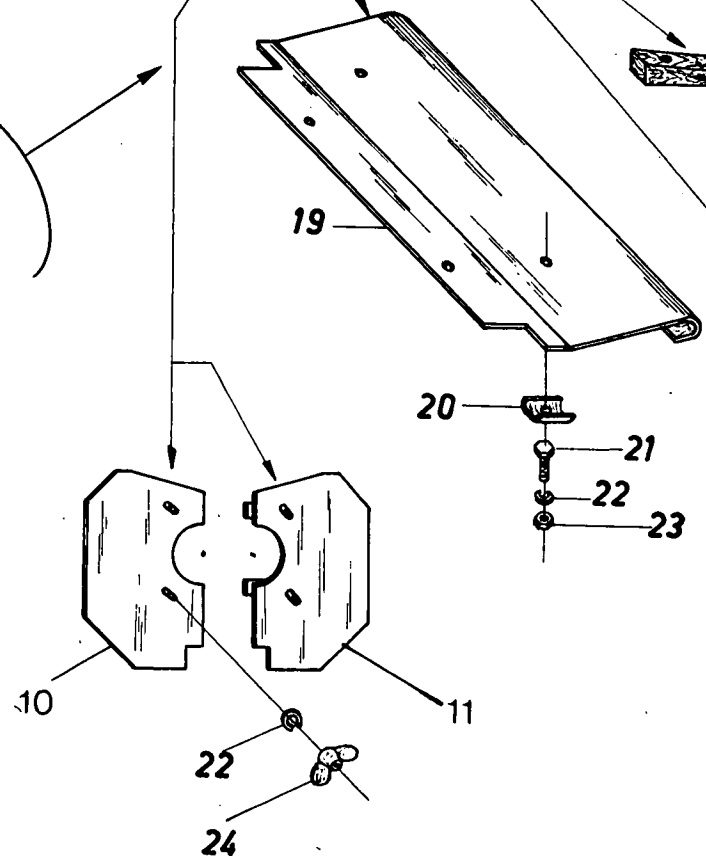


CLOVER HULLING EQUIPMENT  
 EQUIPEMENT POUR LE BATTAGE DU TREFLE  
 KLEEDRUSCHVORRICHTUNG  
 KLAVERDORSUITRUSTING  
 EQUIPO PARA LA TRILLA DE TREBOL

CLAYSON 1520    TYPENO. 315029  
 1530            313669  
 1545            313670  
 1540            312983  
 1550            312984

Fig.	Order Ref.	Qty.	Description	N.B.
1	030190	1	Sieve assy	Only 1520
	030122	1	Sieve assy	Only 1530
	334453	1	Sieve assy	Only S 1540 - 1540
	→ 030069 ←	1	Sieve assy	Only 1545
	334455	1	Sieve assy	Only S 1550
2	100014	6	Hex. nut	
3	140040	3	Washer	
4	376936	1	De awner plate	S 1540 - 1540
	376937	1	De awner plate	S 1550
5	335042	3	Support plate	S 1540 - 1540 - S 1550
6	120035	3	Carriage bolt	S 1540 - 1540 - S 1550
7	378834	1	De awner plate	Only 1520 - Left-hand
	308826	1	De awner plate	Only 1530 - Left-hand
	308824	1	De awner plate	Only 1545 - Left-hand
	378833	1	De awner plate	Only 1520 - Right-hand
8	308827	1	De awner plate	Only 1530 - Right-hand
	308825	1	De awner plate	Only 1545 - Right-hand
	100015	4	Hex. nut	
9	100015	4	Hex. nut	
10	322358	4	Tooth lockwasher	
11	483700	4	Support plate	
12	120039	4	Carriage bolt	



48



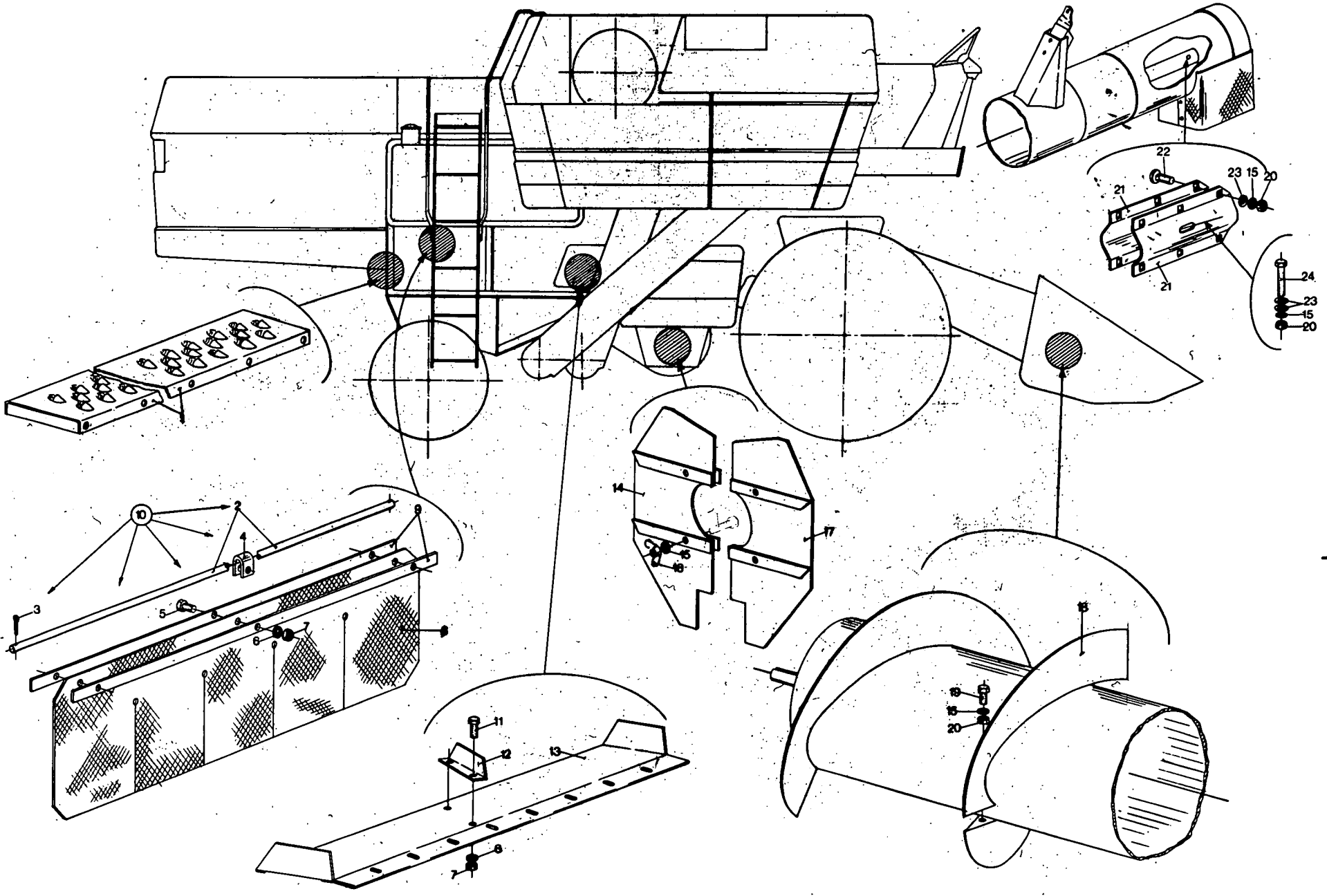
GRASS-SEEDS EQUIPMENT  
 EQUIPEMENT GRAMINEES  
 GRASSAMEN AUSRÜSTUNG  
 GRASZAAD UITRUSTING

CLAYSON 1520 TYPENo. 316950  
 CLAYSON 1530 TYPENo. 316951  
 CLAYSON 1545 TYPENo. 316952

Fig.	Order Ref.	Qty.	Description	N.B.
1	140015	2	Plain washer	
2	483738	2	Slat	Only 1520 - 1530
	486891	2	Slat	Only 1545
3	483741	3	Support	
4	336057	1	Canvas	Only 1520
	190064	1	Canvas	Only 1530
	190121	1	Canvas	Only 1545
5	100014	12	Hut	
6	322357	12	Tooth lockwasher	
7	120014	7	Hex. cap screw	
8	483749	1	Rod	Only 1520 - 1530
	390067	1	Rod	Only 1545
9	130003	2	Cotter pin	
10	331481	2	Plate	Only 1520
	486899	2	Plate	Only 1530 - 1545
11	331482	2	Plate	Only 1520
	486898	2	Plate	Only 1530 - 1545
12	336044	1	Plate	Only 1520 - 1530
	336099	1	Plate	Only 1545
13	336059	1	Plate	Only 1520 - 1530
	336098	1	Plate	Only 1545
14	120099	2	Screw	
15	140015	4	Washer	
16	483736	2	Key	
17	120029	4	Screw	
18	488671	1	Plate	
19	333038	1	Plate	Only 1520 - 1530
	333039	1	Plate	Only 1545
20	483743	2	Clamp	
21	120161	2	Hex. cap screw	
22	322358	10	Tooth lockwasher	
23	100015	2	Hex. nut	
24	100005	2	Wing nut	
25	460014	1	Graepel sieve	Only 1520 - 1530
	460079	1	Graepel sieve	Only 1545
26	486903	1	Extension	Only 1545

336100

50

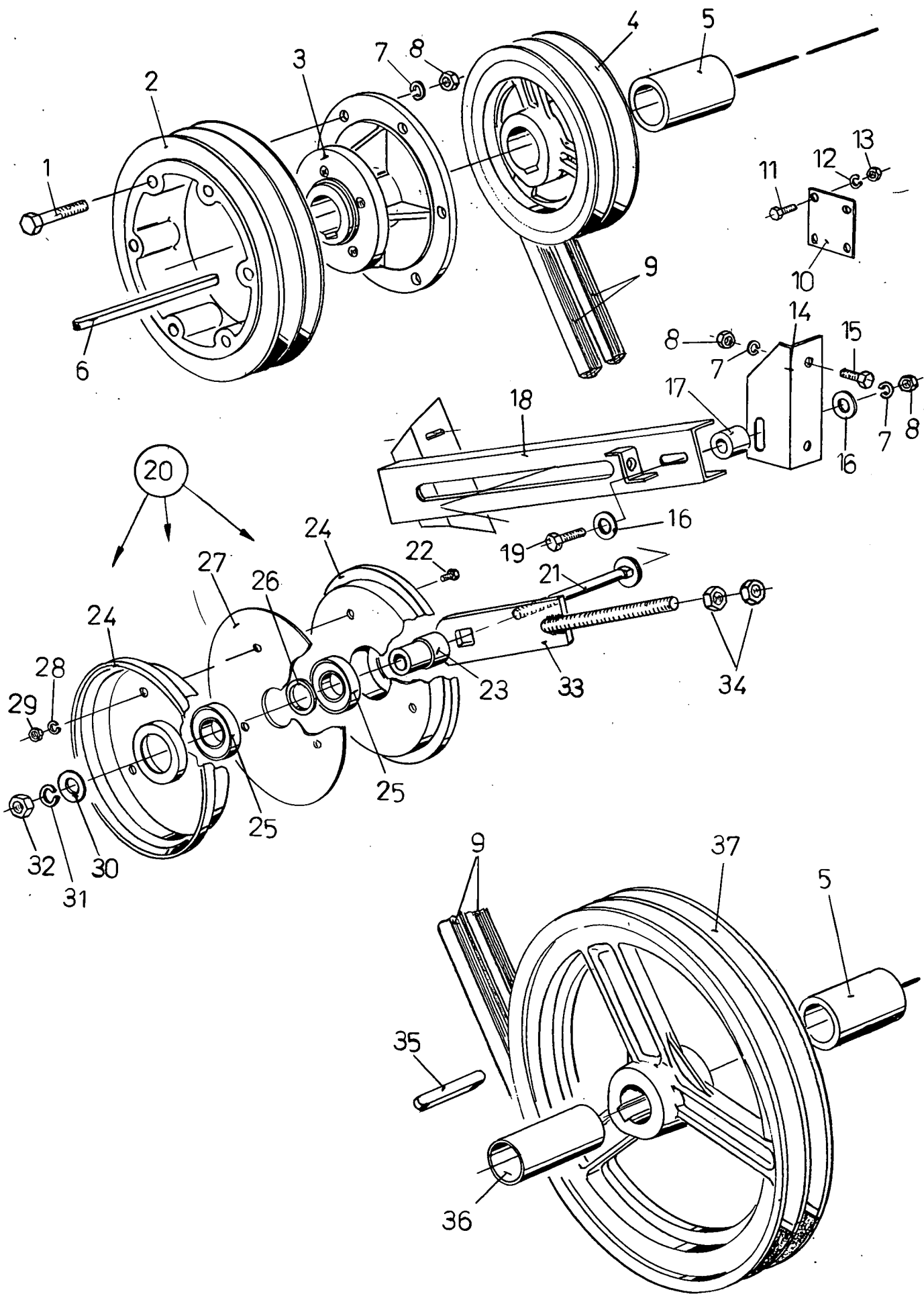


AH: PETER

GRASS-SEEDS EQUIPMENT  
 EQUIPEMENT GRAMINEES  
 GRASSAMEN AUSRÜSTUNG  
 GRASZAAD UITRUSTING

CLAYSON 1540 TYPENo. 313254  
 CLAYSON 1550 TYPENo. 313255

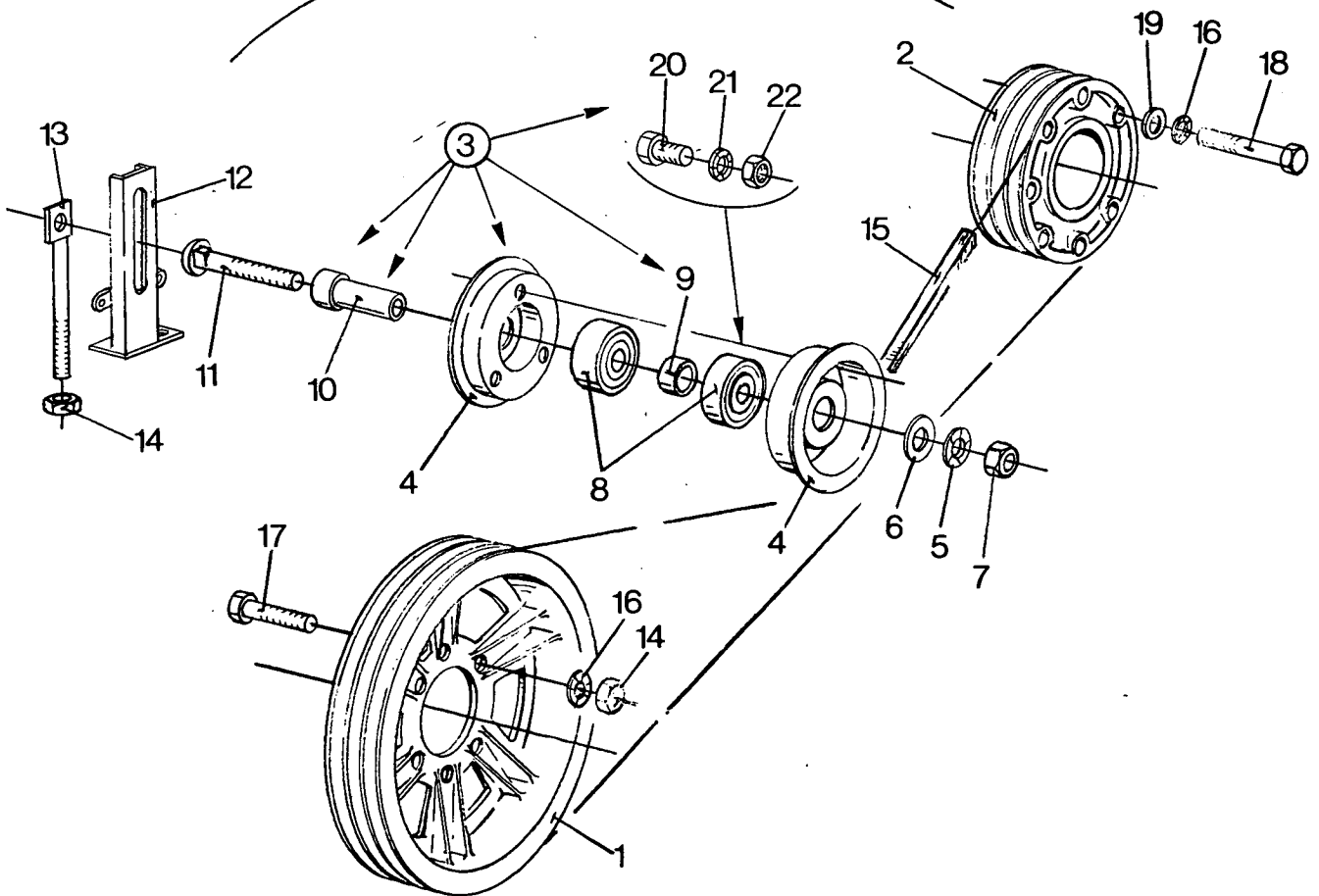

Fig.	Order Ref.	Qty.	Description	N.B.
1	355377	1	Graepel plate	Only 1540
	355376	1	Graepel plate	Only 1550
2	483749	1	Shaft	Only 1540
	390067	1	Shaft	Only 1550
3	130003	2	Cotter pin	
4	483741	3	Clamp	
5	120100	3	Hex. cap screw	
6	322357	5	Tooth lockwasher	
7	100014	5	Hex. nut	
8	190064	1	Canvas	Only 1540
	190121	1	Canvas	Only 1550
9	483738	2	Strip	Only 1540
	486891	2	Strip	Only 1550
10	030174	1	Canvas assy	Incl. Fig. 4, 5, 6, 7, 8, 9 - Only 1540
11	120099	2	Hex. cap screw	
12	355264	1	Support	
13	336619	1	Plate	Only 1540
	336620	1	Plate	Only 1550
14	336618	1	Protection plate	
15	322358	2	Tooth lockwasher	
16	100005	2	Wing nut	
17	336617	1	Protection plate	
18	486903	1	Extension	
19	120104	2	Hex. cap screw	
20	100015	2	Hex. nut	
21	373667	2	Paddle	
22	120037	6	Carriage bolt	
23	140041	9	Plain washer	
24	120065	1	Hex. cap screw	
<p><i>1540 Rice equipment: Concave (centre battens): 313730, no longer serviced                  battens (browns): 313729, no longer serviced.</i></p>				



BEANS THRESHING EQUIPMENT  
 EQUIPEMENT POUR LE BATTAGE DES HARICOTS  
 BOHNENDRUSCHVORRICHTUNG  
 BONENDORSUITRUSTING

CLAYSON 1520 TYPENo. 312307

Fig.	Nr.	A-Q	Description	N.B.
1	120115	6	Screw	Matched set
2	290047	1	Sheave	
3	280079	1	Hub	
4	290042	1	Sheave	
5	330816	2	Bushing	
6	170062	1	Key	
7	140045	8	Lockwasher	
8	100016	8	Nut	
9	335228	1	Belts	
10	481375	1	Plate	
11	120100	4	Screw	
12	322357	4	Lockwasher	
13	100014	4	Nut	
14	330823	1	Support	
15	120110	1	Screw	
16	140042	2	Washer	
17	331036	1	Bushing	
18	330826	1	Support	
19	120114	1	Screw	
20	330819	1	Idler	
21	322362	1	Screw	Incl. Fig. 21, 22, 23, 24, 25, 26, 27, 28, 29, 30, 31, 32
22	120099	3	Screw	
23	330817	1	Bushing	
24	290122	2	Disc	
25	034439	2	Bearing	
26	200121	1	Ring	
27	290099	1	Plate	
28	322357	3	Lockwasher	
29	100014	3	Nut	
30	140020	1	Washer	
31	140031	1	Lockwasher	
32	100020	1	Nut	
33	330825	1	Rod	
34	337475	2	Nut	
35	170022	1	Key	
36	330818	1	Collar	
37	290057	1	Sheave	



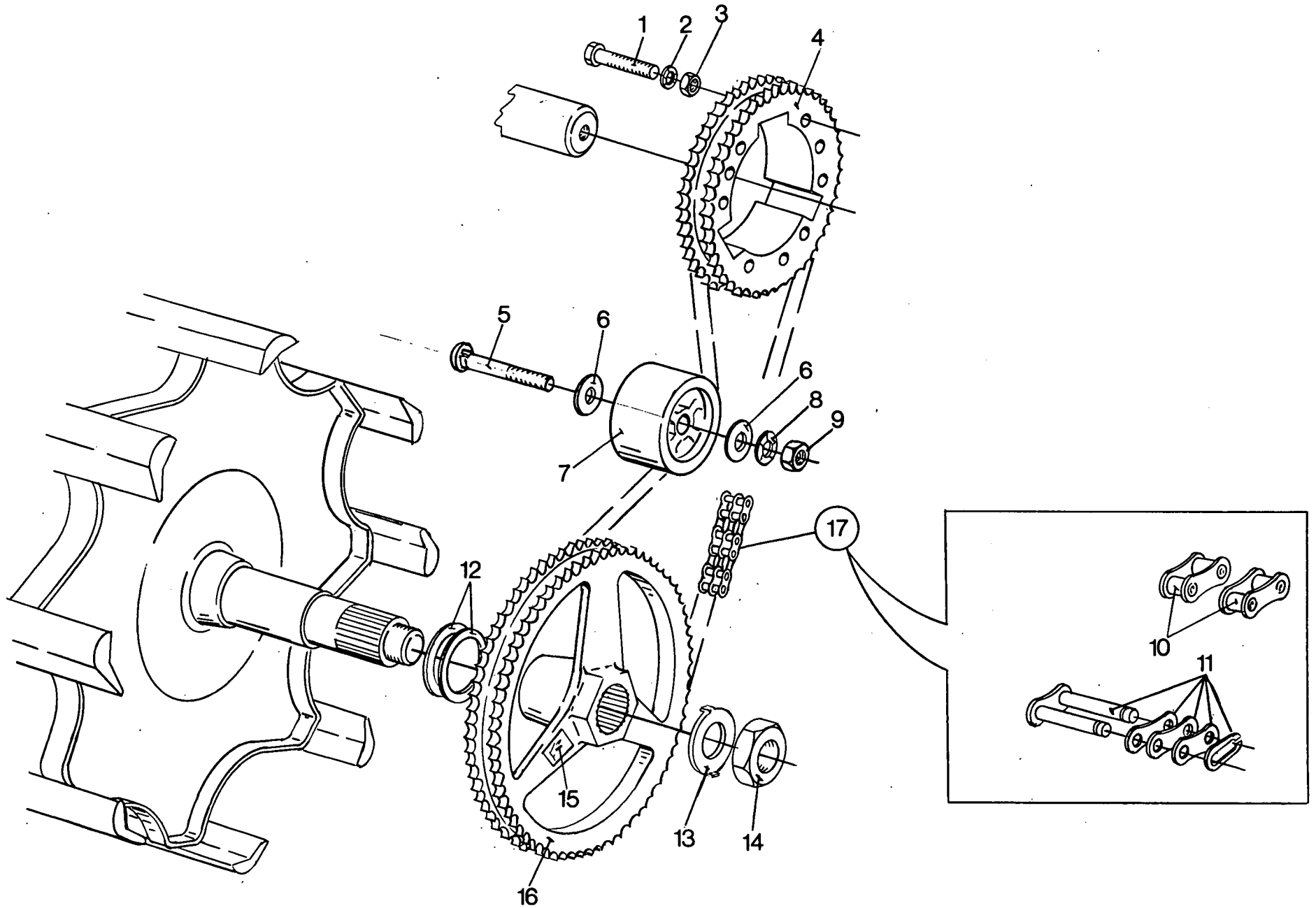


EQUIPMENT FOR BEANS HARVEST  
 EQUIPEMENT POUR LA RECOLTE DES FEVES  
 BOHNENERNTEAUSRÜSTUNG  
 BONENOOGSTUITRUSTING

CLAYSON 1530 - 1545

TYPENo. 080143

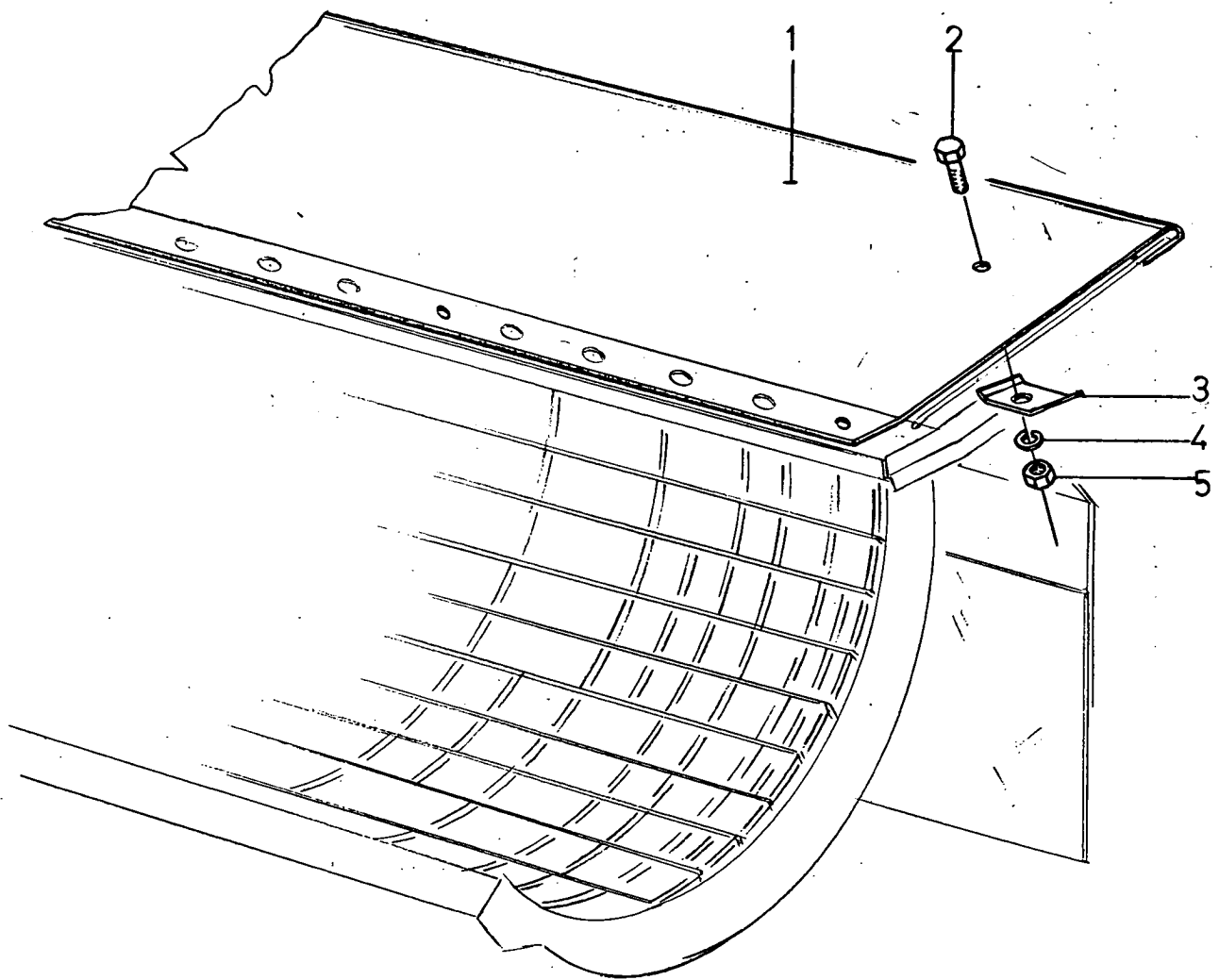
Fig.	Nr.	A-Q	Description	N.B.
1	290159	1	Scheave	Incl, fig. 4, 5, 6, 7, 8, 9, 10, 11, 20, 21, 22
2	290163	1	Scheave	
3	030127	1	Idler	
4	290116	2	Disc	
5	140048	1	Tooth lockwasher	
6	140020	1	Washer	
7	100020	1	Hex. nut	
8	034439	2	Bearing	
9	200122	1	Bushing	
10	200261	1	Bushing	
11	120050	1	Carriage bolt	
12	487048	1	Support	
13	340116	1	Rod	
14	100016	7	Hex. nut	
15	230056	3	V - belt	
16	140045	12	Tooth lockwasher	
17	120115	6	Hex. cap screw	
18	120112	6	Hex. cap screw	
19	140017	6	Washer	
20	120103	4	Hex. cap screw	
21	322358	4	Tooth lockwasher	
22	100015	4	Hex. nut	



BEANS THRESHING EQUIPMENT  
 EQUIPEMENT POUR LE BATTAGE DES HARICOTS  
 BOHNENDRUSCHVORRICHTUNG  
 BONENDORSUITRUSTING

CLAYSON 1540 TYPE No. 315941  
 1550

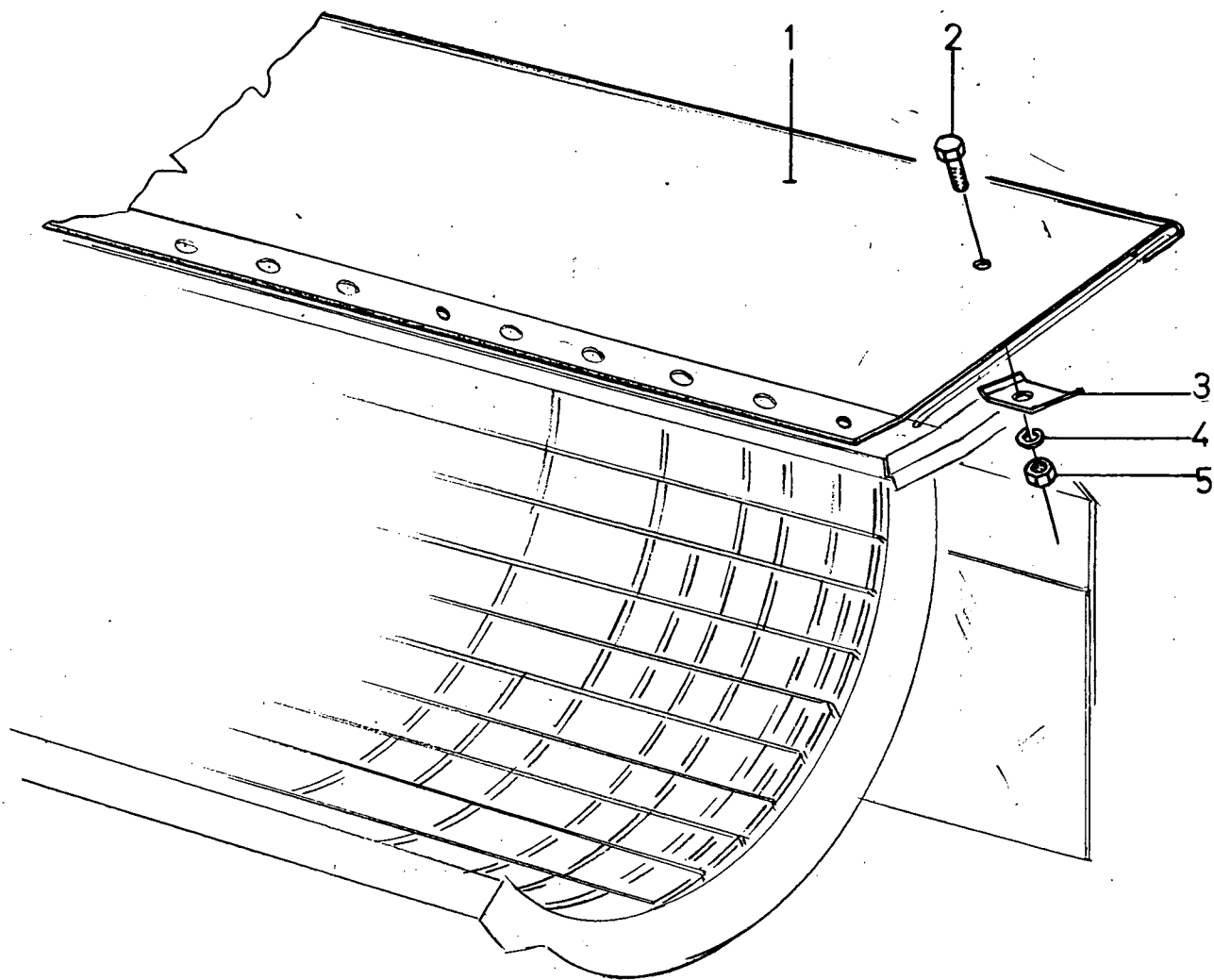
Fig.	Order Ref.	Qty.	Description	N.B.	
1	120115	9	Hex. cap screw	30 T	
2	140045	9	Tooth lockwasher		
3	100016	9	Hex. nut		
4	362278	1	Double sprocket		
5	338263	1	Carriage bolt		
6	140043	2	Plain washer		
7	387797	1	Chain idler		
8	140046	1	Tooth lockwasher		
9	337475	1	Hex nut		
10	025808	AR	Roller link		
11	045217	AR	Couplet link		
12	140126	AR	Shim washer		
13	330340	1	Lock washer		
14	100035	1	Hex. jam nut		
15	364822	1	Decal		
16	362402	1	Double sprocket		66 T
17	362371	1	Double chain		Incl. Fig. 10, 11



COVER PLATE ON GRATE AT THE EXIT OF THE CONCAVE  
 TOLE D'OBTURATION SUR LA GRILLE A LA SORTIE DU CONTRE-BATTEUR  
 ROST-ABDECKBLECH AM AUSGANG DES DRESCHKORBES  
 AFDEKPLAAT OP ROOSTER AAN DORSMANTELUITGANG

CLAYSON 1520-30  
 TYPENo. 312680

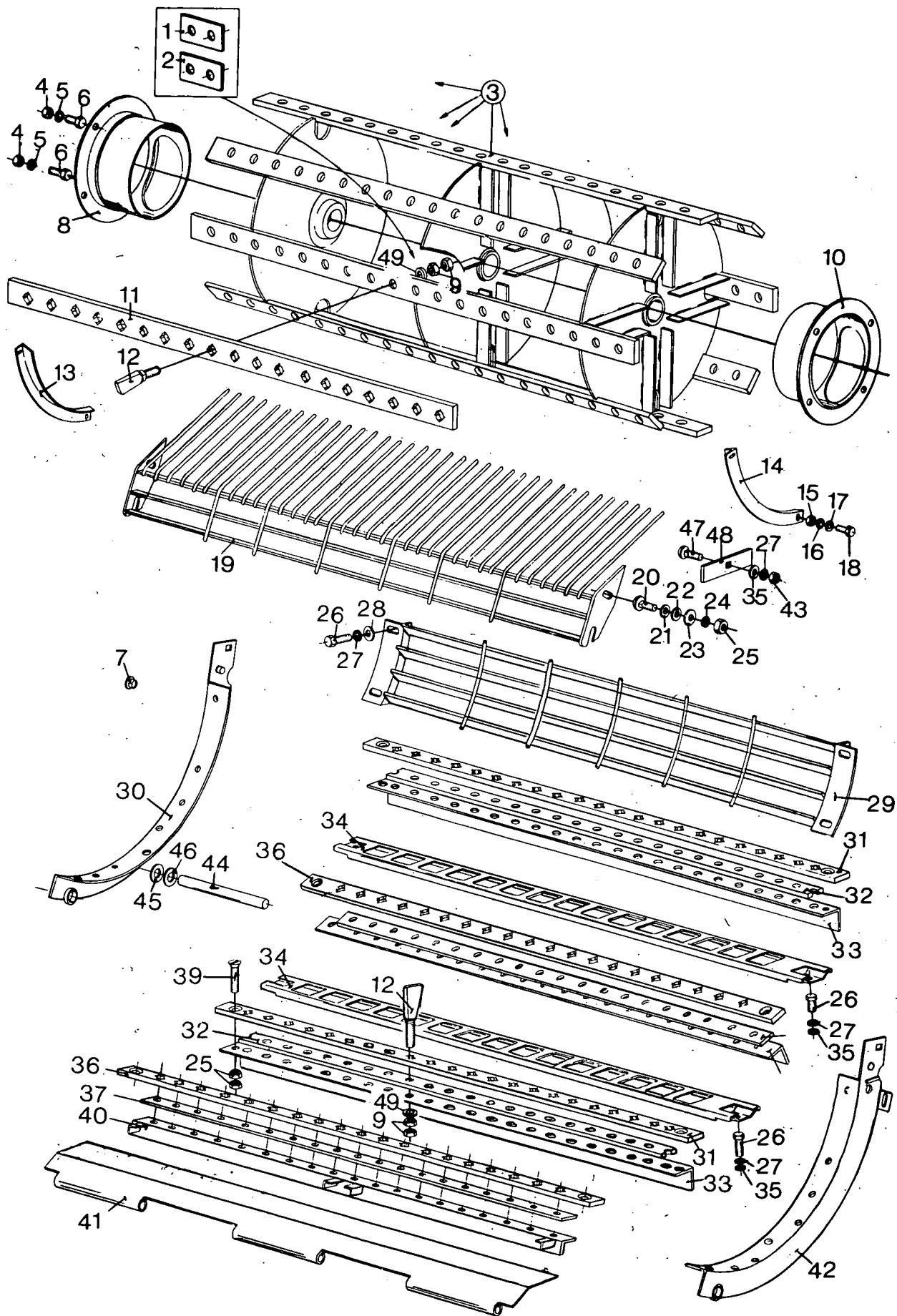
Fig.	Nr.	A-Q		Description	
1	333038	1		Plate	
2	120104	2		Screw	
3	483743	2		Clamp	
4	322358	2		Lockwasher	
5	100015	2		Nut	



COVER PLATE ON GRATE AT THE EXIT OF THE CONCAVE  
 TOLE D'OBTURATION SUR LA GRILLE A LA SORTIE DU CONTRE-BATTEUR TYPENo. 312681  
 ROST-ABDECKBLECH AM AUSGANG DES DRESCHKORBES  
 AFDEKPLAAT OP ROOSTER AAN DORSMANTELUITGANG

CLAYSON 1545

Fig.	Nr.	A-Q		Description
1	333039	1		Plate
2	120104	2		Screw
3	483743	2		Clamp
4	322358	2		Lockwasher
5	100015	2		Nut



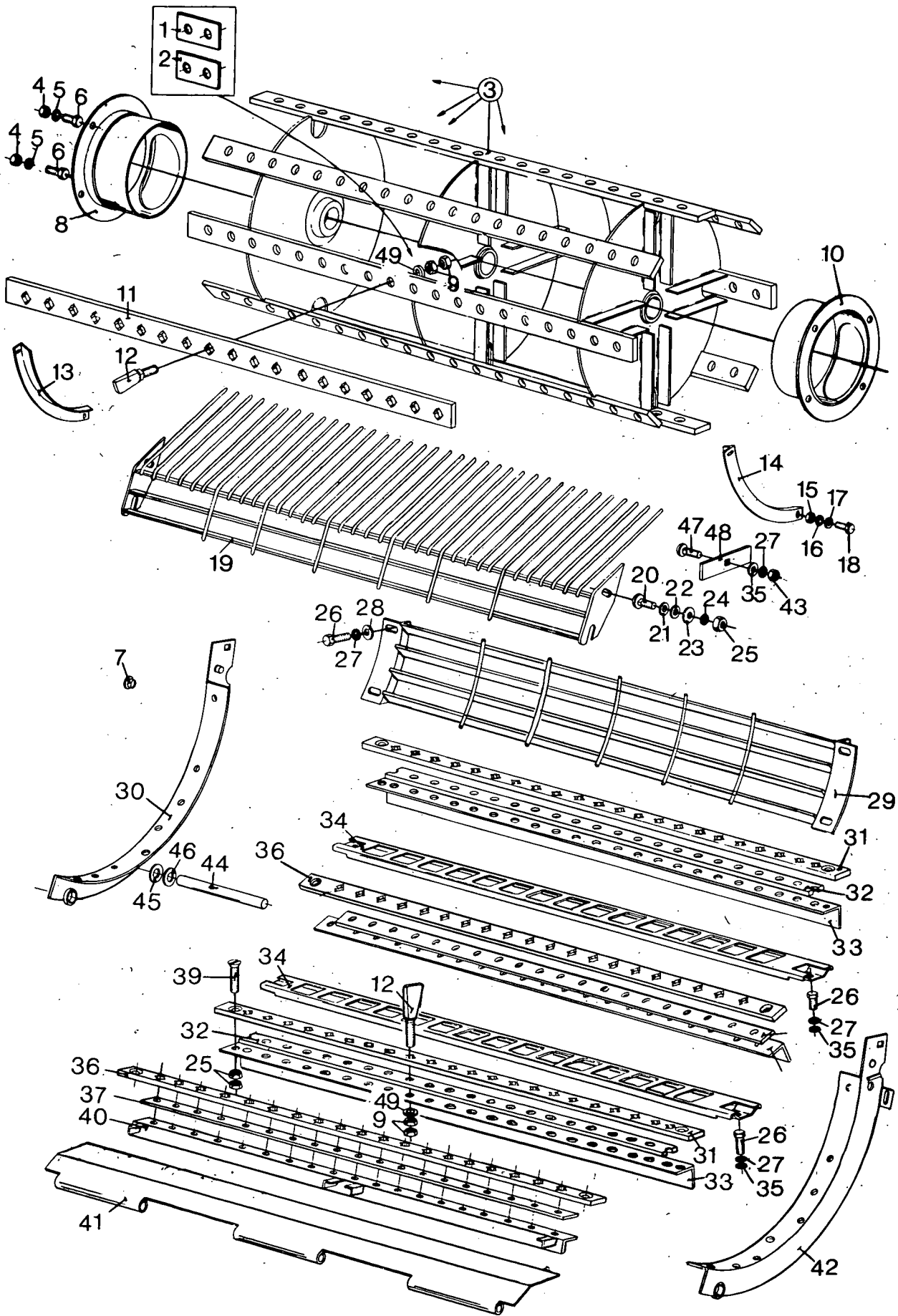


SPIKE TOOTH DRUM AND -CONCAVE  
 BATTEUR- ET CONTRE-BATTEUR A DENTS  
 STIFTENTROMMEL UND -DRESCHKORB  
 STIFTENTROMMEL EN -DORSKORF  
 CILINDOR- Y CONCAVO DE DIENTES

CLAYSON 1520 TYPENo. 314081  
 315285

Ref.	Order Ref.	Qty.	Description	N.B.
1	331138	AR	Balance weight plate	
2	331137	AR	Balance weight plate	
3	362651	1	Drum assembly	Incl. Fig. 1, 2, 9, 11, 12
4	100015	8	Hex. nut	
5	322358	8	Tooth lockwasher	
6	120103	8	Hex. cap screw	
7	335133	2	Plug	***
8	362783	1	Guard	Right-hand
9	100020	412	Hex. nut	
10	362782	1	Guard	Left-hand
11	354590	8	Tooth support	
12	396935	206	Spike tooth	
13	362780	1	Adjusting angle	Right-hand
14	362781	1	Adjusting angle	Left-hand
15	100014	4	Hex. nut	
16	322357	4	Tooth lock washer	
17	140015	4	Plain washer	
18	120100	4	Hex. cap screw	
19	354938		Rake assembly	*
	374489	1	Rake assembly	**
20	120044	2	Carriage bolt	
21	140223	2	Plain washer	
22	140175	2	Plain washer	
23	140018	2	Plain washer	
24	140046	2	Tooth lockwasher	
25	337475	10	Hex. nut	
26	120109	8	Hex. cap screw	
27	140045	8	Tooth lockwasher	
28	140042	4	Plain washer	
29	362809	1	Rake assembly	
30	362896	1	Adjusting angle	Right-hand
31	354925	2	Tooth support	
32	354926	2	Tooth support	
33	354927	2	Tooth support	
34	354929	2	Rake assembly	
35	140017	5	Plain washer	
36	354922	2	Tooth support	
37	354923	2	Tooth support	
38	354924	1	Tooth support	
39	355056	4	Flat head mach. screw	
40	364000	1	Tooth support	
41	335728	1	Guide plate	*
	378831	1	Guide plate	**
42	362895	1	Adjusting angle	Left-hand
43	100016	1	Hex. nut	***
44	390072	2	Rod	
45	140020	AR	Plain washer	
46	140090	AR	Plain washer	

\* Used on and above Serial nr. 3006001  
 \*\* Used on and below Serial nr. 3005999  
 \*\*\* Used on and below Serial nr. 3010999

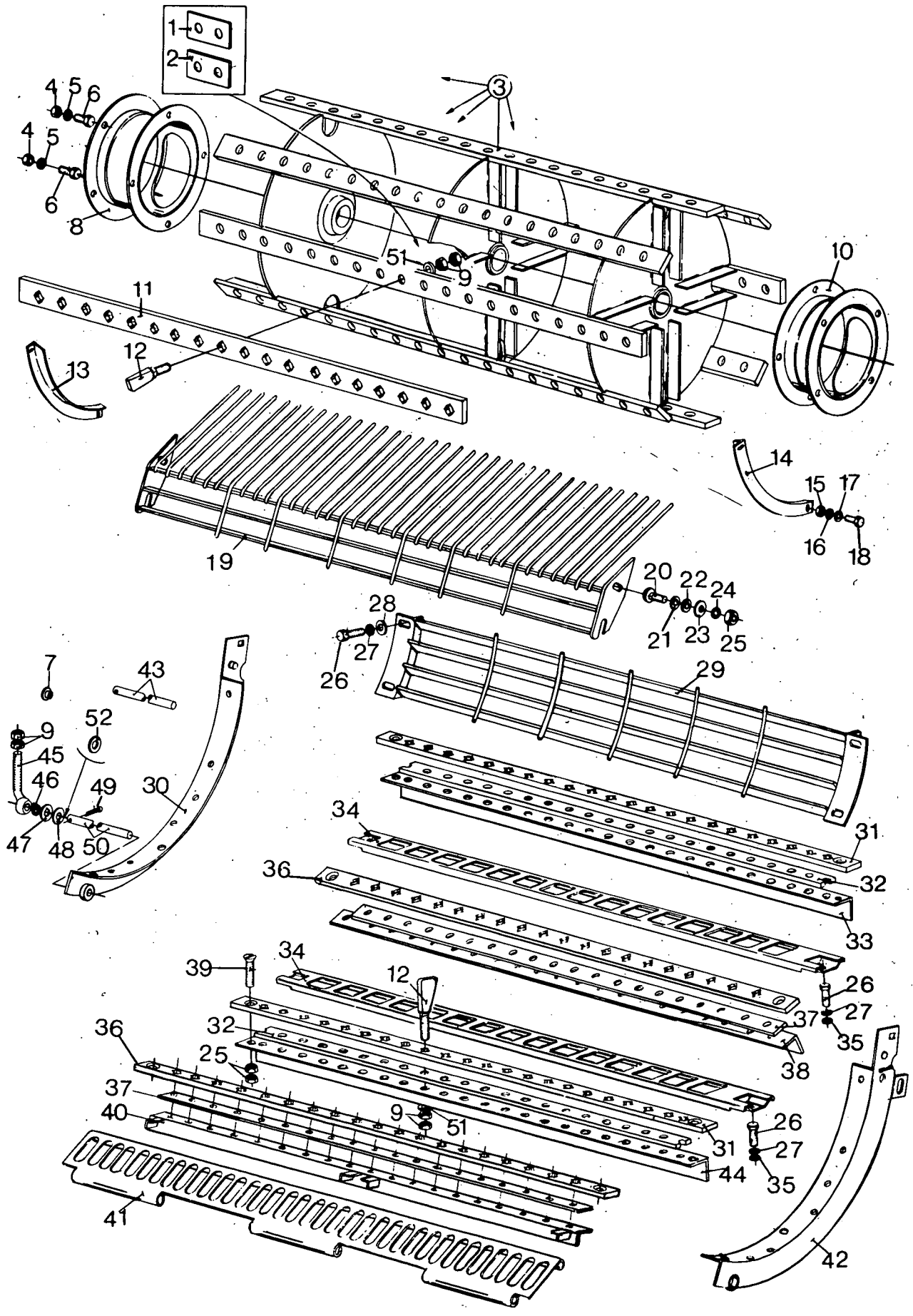


SPIKE TOOTH DRUM AND -CONCAVE  
 BATTEUR- ET CONTRE-BATTEUR A DENTS  
 STIFTENTROMMEL UND -DRESCHKORB  
 STIFTENTROMMEL EN -DORSKORF  
 CILINDOR- Y CONCAVO DE DIENTES

CLAYSON 1520 TYPENo. 314081  
 315285

Ref.	Order Ref.	Qty.		Description	N.B.
47	120041	1		Carriage bolt	***
48	332399	1		Plate	***
49	049637	206		Special washer	

\*\*\* Used on and below Serial nr. 3010999

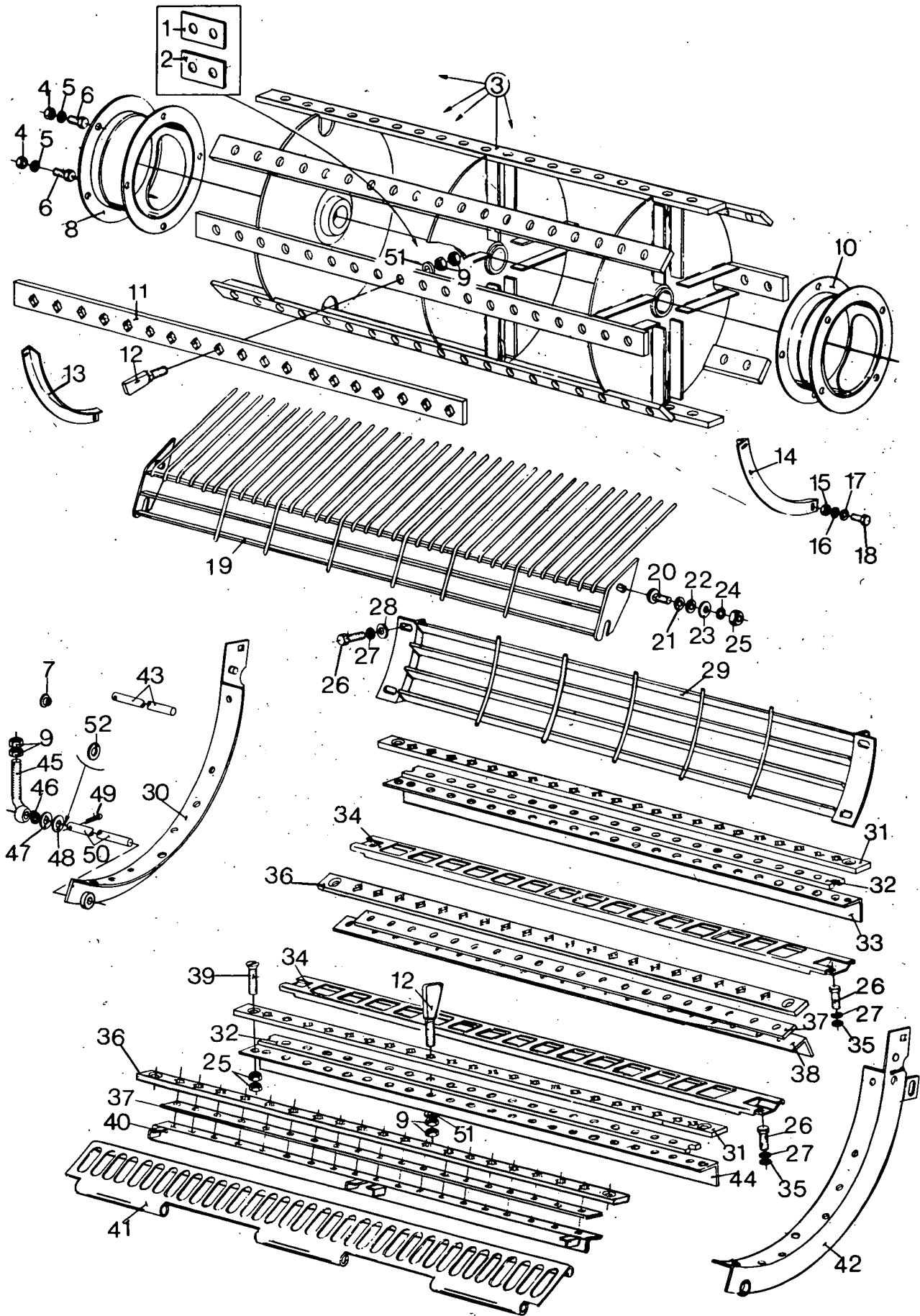


SPIKE TOOTH DRUM AND -CONCAVE  
 BATTEUR- ET CONTRE-BATTEUR A DENTS  
 STIFTENTROMMEL UND -DRESCHKORB  
 STIFTENTROMMEL EN -DORSKORF  
 CILINDRO- Y CONCAVO DE DIENTES

CLAYSON 1530 TYPENo. 314065  
 314108

Ref.	Order Ref.	Qty.	Description	N.B.	
1	331138	AR	Balance weight plate	incl. fig. 1,2,9,11,12	
2	331137	AR	Balance weight plate		
3	362548	1	Drum assembly		
4	100015	8	Hex. nut		
5	322358	8	Tooth lock washer		
6	120103	8	Hex. cap screw		
7	335133	2	Plug		***
8	357424	1	Guard		Right - hand
9	100020	412	Hex. nut		Left - hand
10	357425	1	Guard		
11	354590	8	Tooth support	Right - hand	
12	396935	206	Spike tooth		
13	354593	1	Adjusting angle	Right - hand	
14	354592	1	Adjusting angle	Left - hand	
15	100014	4	Hex. nut		
16	322357	4	Tooth lock washer		
17	140015	4	Plain washer		
18	120100	4	Hex. cap screw		
19	354938	1	Rake assembly		*
	374489	1	Rake assembly		**
20	120044	2	Carriage bolt		
21	140223	2	Plain washer		
22	140175	2	Plain washer		
23	140018	2	Plain washer		
24	140046	2	Tooth lock washer		
25	337475	10	Hex. nut		
26	120109	8	Hex. cap screw		
27	140045	8	Tooth lock washer		
28	140042	4	Plain washer		
29	355157	1	Rake assembly	Right - hand	
30	368039	1	Adjusting angle		
31	354925	2	Tooth support		
32	354926	2	Tooth support		
33	354927	1	Tooth support		
34	354929	2	Rake assembly		
35	140017	4	Plain washer		
36	354922	2	Tooth support		
37	354923	2	Tooth support		
38	354924	1	Tooth support		
39	355056	4	Flat head mach. screw		
40	355152	1	Tooth support	Left - hand	
41	355154	1	Guide plate		
42	368038	1	Adjusting angle		
43	390072	1	Pivot shaft		
44	362945	1	Support		
45	340139	4	Eye bolt		
46	308842	4	Spring		
47	140020	AR	Plain washer		

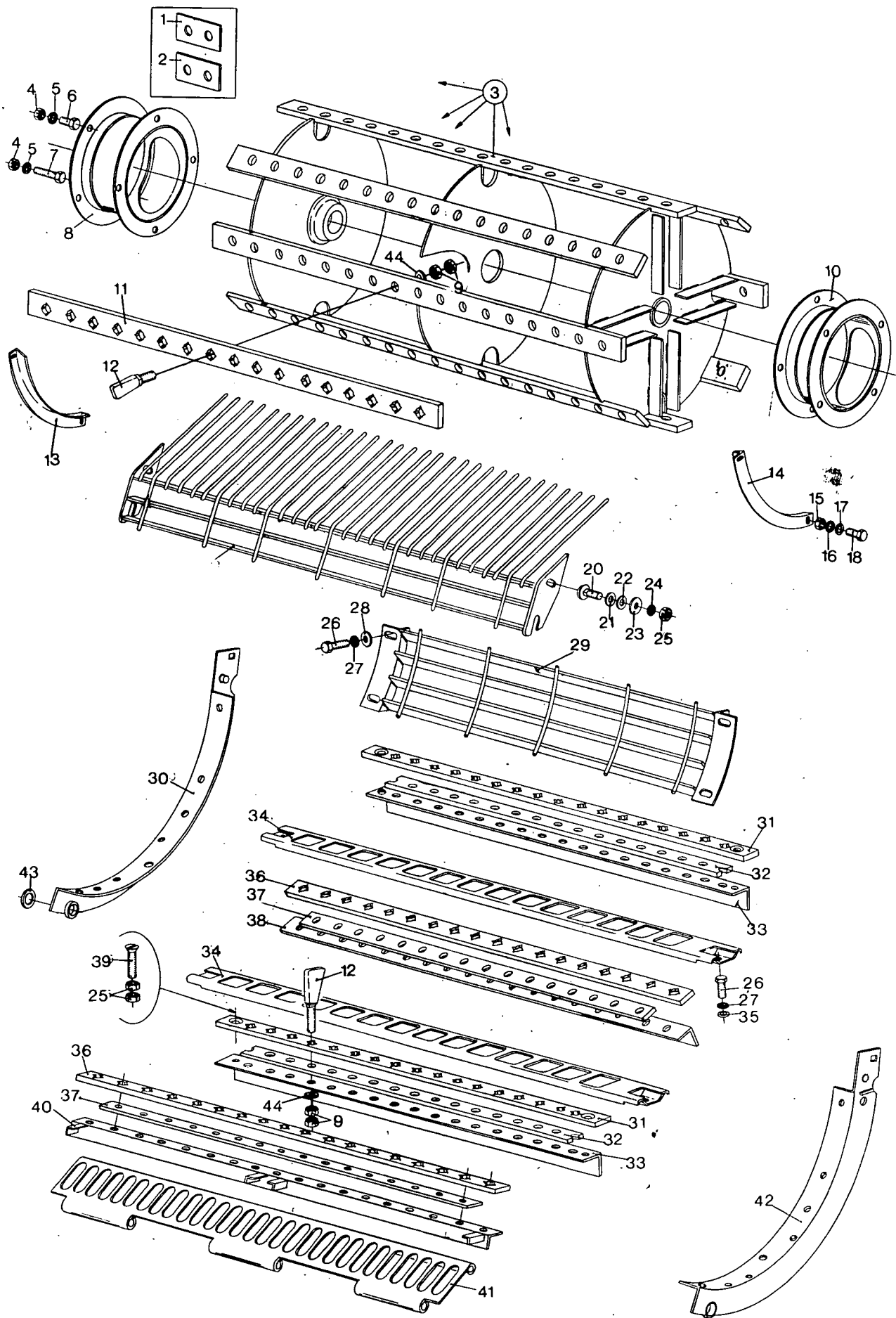
\* Used on and below Serial nr. 3109999  
 \*\* Used on and above Serial nr. 3110001  
 \*\*\* Used on and below Serial nr. 3124999



SPIKE TOOTH DRUM AND -CONCAVE  
 BATTEUR- ET CONTRE-BATTEUR A DENTS  
 STIFTENTROMMEL UND -DRESCHKORB  
 STIFTENTROMMEL EN -DORSKORF  
 CILINDRO- Y CONCAVO DE DIENTES

CLAYSON 1530 TYPENo. 314065  
 314108

Ref.	Order Ref.	Qty.		Description	N.B.
48	140090	AR		Plain washer	
49	130008	6		Cotter pin	
50	307348	1		Pivot shaft	
51	049637	206		Special washer	
52	140190	AR		Plain washer	

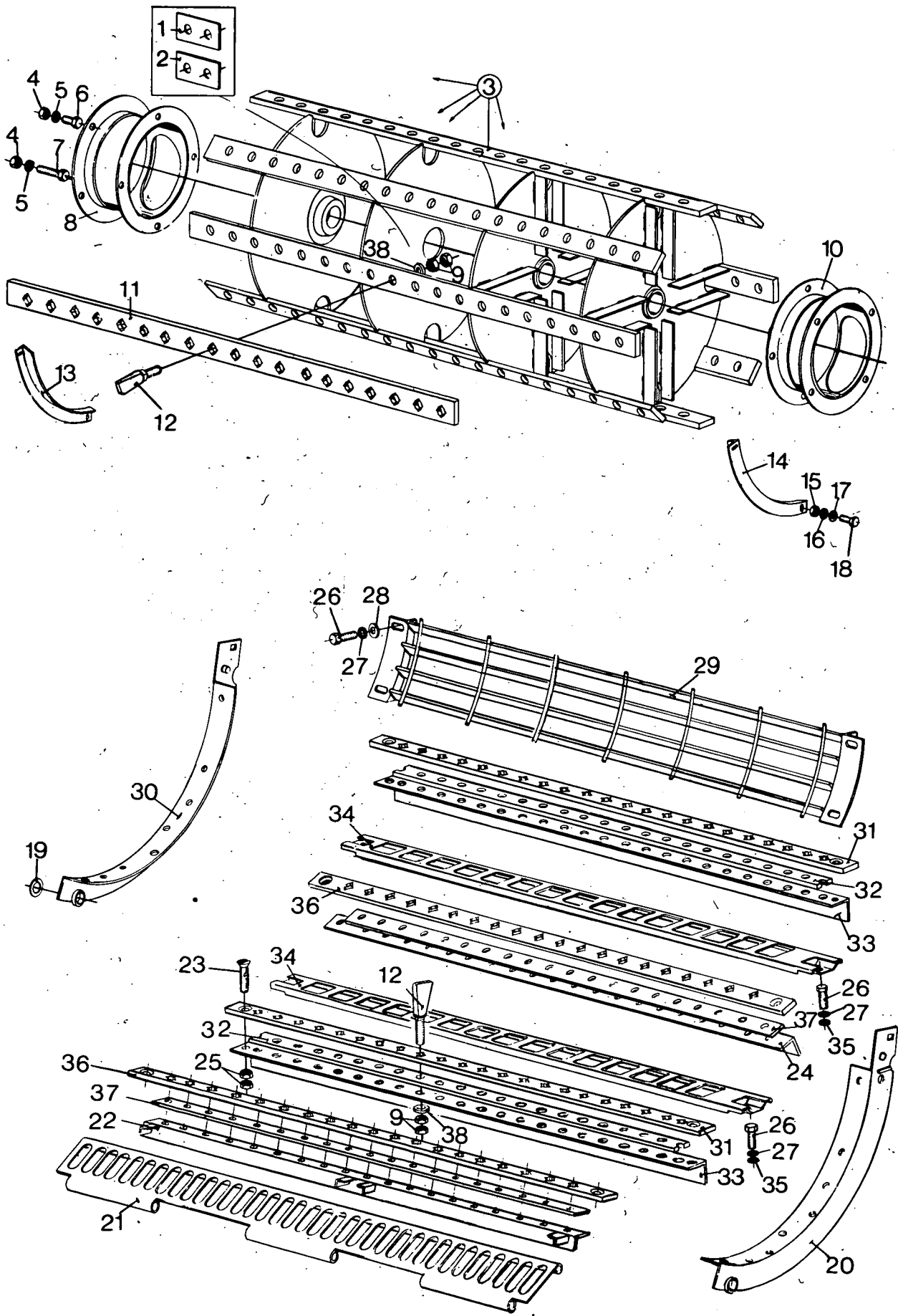




SPIKE TOOTH DRUM AND CONCAVE  
 BATTEUR- ET CONTRE-BATTEUR A DENTS  
 STIFTENTROMMEL UND -DRESCHKORB  
 STIFTENTROMMEL EN -DORSKORF  
 CILINDRO- Y CONCAVO DE DIENTES

CLAYSON 1540 TYPENo. 313729  
 313730

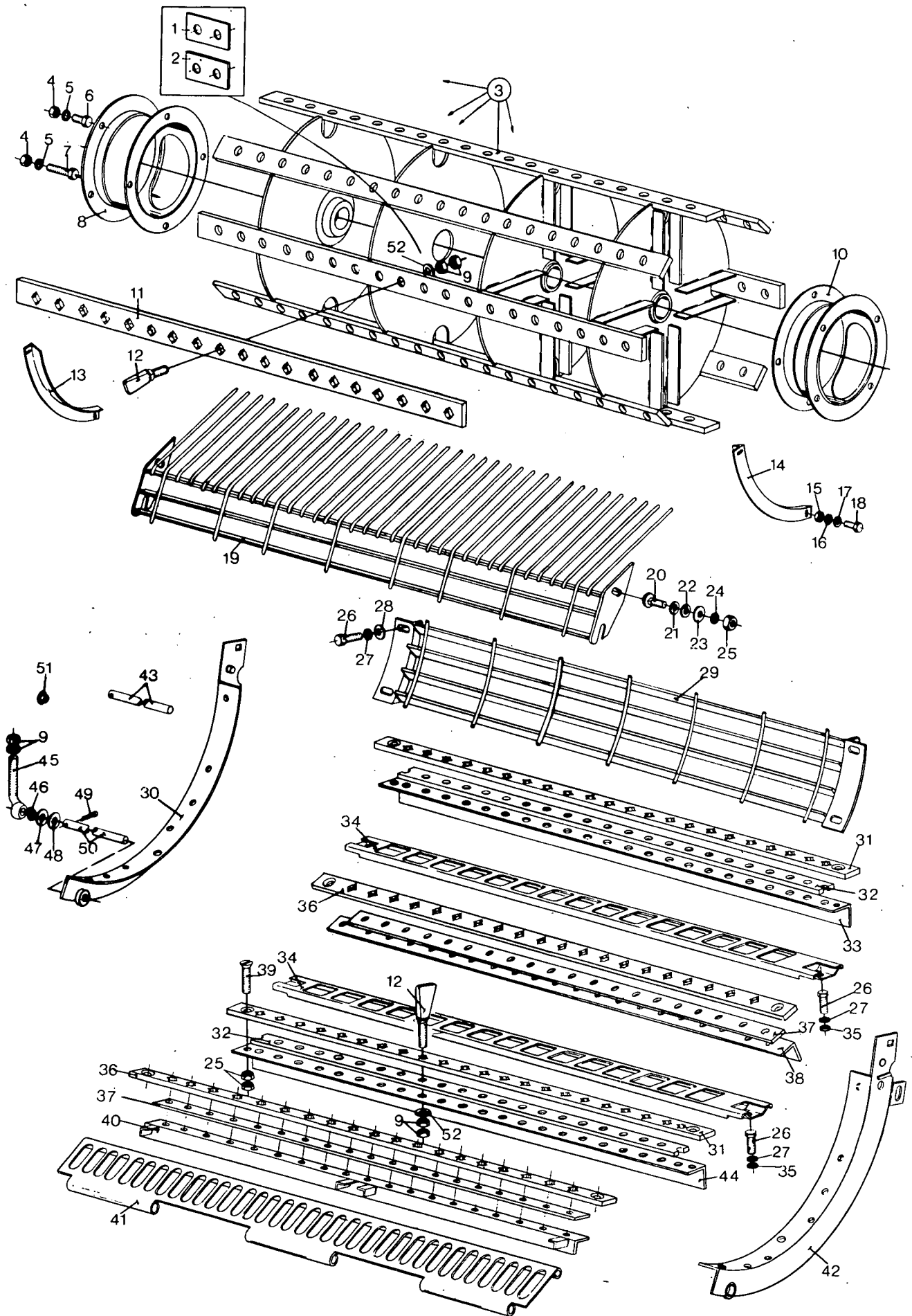
Fig.	Order Ref.	Qty.	Description	N.B.
1	331138	AR	Balance weight plate	1 mm.
2	331137	AR	Balance weight plate	3 mm.
3	354597	1	Drum assembly	Incl. Fig. 1,2,9,11,12
4	100015	8	Hex. nut	
5	322385	8	Tooth lockwasher	
6	120103	7	Hex. cap screw	
7	120107	1	Hex. cap screw	
8	357424	1	Guard	Right - hand
9	100020	412	Hex. nut	
10	357425	1	Guard	Left - hand
11	354590	8	Tooth support	
12	396935	206	Spike tooth	
13	354592	1	Adjusting angle	Right - hand
14	354593	1	Adjusting angle	Left - hand
15	100014	4	Hex. nut	
16	322357	4	Tooth lockwasher	
17	140015	4	Plain washer	
18	120100	4	Hex. cap screw	
19	374489	1	Rake assembly	
20	120044	2	Carriage bolt	
21	140223	2	Plain washer	
22	140175	2	Plain washer	
23	140018	2	Plain washer	
24	140046	2	Tooth lockwasher	
25	337475	10	Hex. nut	
26	120109	8	Hex. cap screw	
27	140045	8	Tooth lockwasher	
28	140042	4	Plain washer	
29	355157	1	Rake assembly	
30	355161	1	Adjusting angle	Right - hand
31	354925	2	Tooth support	
32	354926	2	Tooth support	
33	354927	2	Tooth support	
34	354929	2	Rake assembly	
35	140017	4	Plain washer	
36	354922	2	Tooth support	
37	354923	2	Tooth support	
38	354924	1	Tooth support	
39	355056	4	Flat head mach. screw	
40	355152	1	Tooth support	
41	355154	1	Guide plate	
42	355160	1	Adjusting angle	Left - hand
43	140229	AR	Washer	0,5 mm.
	338206	AR	Washer	2 mm.
44	049637	206	Special washer	



SPIKE TOOTH DRUM AND CONCAVE  
 BATTEUR- ET CONTRE-BATTEUR A DENTS  
 STIFTENTROMMEL UND -DRESCHKORB  
 STIFTENTROMMEL EN -DORSKORF  
 CILINDRO- Y CONCAVO DE DIENTES

CLAYSON S1540 TYPENo. 313729  
 315203

Fig.	Order Ref.	Qty.	Description	N.B.
1	331138	AR	Balance weight plate	1 mm.
2	331137	AR	Balance weight plate	3 mm.
3	354597	1	Drum assembly	Incl. Fig. 1,2,9,11,12
4	100015	8	Hex. nut	
5	322358	8	Tooth lockwasher	
6	120103	7	Hex. cap screw	
7	120107	1	Hex. cap screw	
8	357424	1	Guard	Right-hand
9	100020	412	Hex. nut	
10	357425	1	Guard	Left-hand
11	354590	8	Tooth support	
12	396935	206	Spike tooth	
13	354592	1	Adjusting angle	Right-hand
14	354593	1	Adjusting angle	Left-hand
15	100014	4	Hex. nut	
16	322357	4	Tooth lockwasher	
17	140015	4	Plain washer	
18	120100	4	Hex. cap screw	
19	140229	AR	Washer	0,5 mm.
	338206	AR	Washer	2 mm.
20	380367	1	Adjusting angle	Left-hand
21	355154	1	Guide plate	
22	355152	1	Tooth support	
23	355056	4	Flat head mach. screw	
24	354924	1	Tooth support	
25	337475	8	Hex. nut	
26	120109	8	Hex. cap screw	
27	140045	8	Tooth lockwasher	
28	140042	4	Plain washer	
29	380364	1	Rake assembly	
30	380368	1	Adjusting angle	Right-hand
31	354925	2	Tooth support	
32	354926	2	Tooth support	
33	354927	2	Tooth support	
34	354929	2	Rake assembly	
35	140017	4	Plain washer	
36	354922	2	Tooth support	
37	354923	2	Tooth support	
38	049637	206	Special washer	

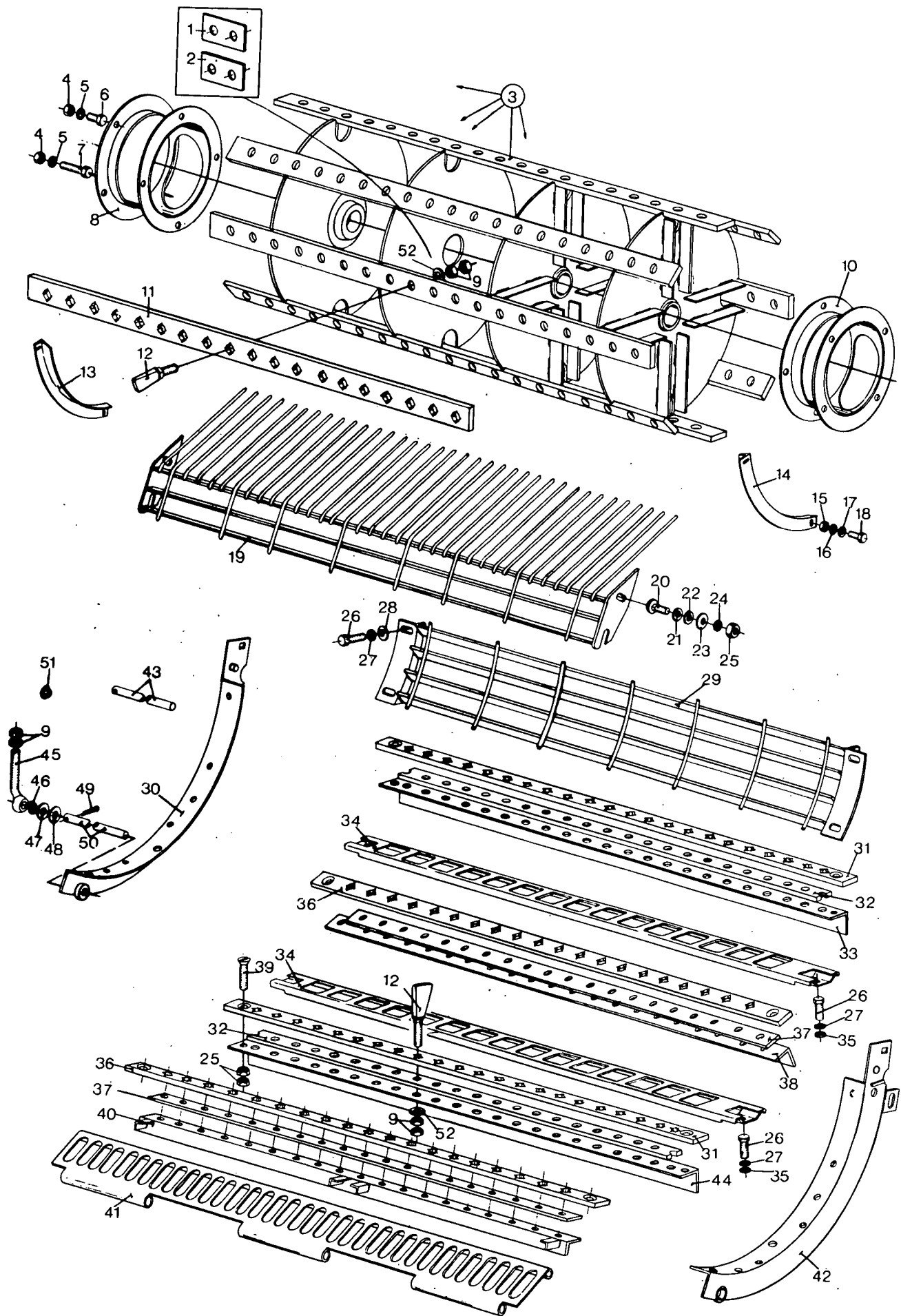


SPIKE TOOTH DRUM AND CONCAVE  
 BATTEUR- ET CONTRE-BATTEUR A DENTS  
 STIFTENTROMMEL UND -DRESCHKORB  
 STIFTENTROMMEL EN -DORSKORF  
 CILINDRO- Y CONCAVO DE DIENTES

CLAYSON 1545 TYPENo. 313731  
 314117

Fig.	Order Ref.	Qty.	Description	N.B.	
1	331138	AR	Balance weight plate	Incl. fig. 1,2,9,11,12	
2	331137	AR	Balance weight plate		
3	354588	1	Drum assembly		
4	100015	8	Hex. nut		
5	322358	8	Tooth lockwasher		
6	120103	7	Hex. cap screw		
7	120107	1	Hex. cap screw		
8	357424	1	Guard		Right-hand
9	100020	508	Hex. nut		Left-hand
10	357425	1	Guard		
11	354585	8	Tooth support		Right-hand
12	396935	254	Spike tooth		
13	354593	1	Adjusting angle	Left-hand	
14	354592	1	Adjusting angle		
15	100014	4	Hex. nut	* **	
16	322357	4	Tooth lock washer		
17	140015	4	Plain washer		
18	120100	4	Hex. cap screw		
19	355182	1	Rake assembly		
	374490	1	Rake assembly		
20	120044	2	Cariage bolt		
21	140223	2	Plain washer		
22	140175	2	Plain washer		
23	140018	2	Plain washer		
24	140046	2	Tooth lock washer		
25	337475	10	Hex. cap screw		
25	120109	8	Hex. nut		
27	140045	8	Tooth lock washer		
28	140042	4	Plain washer		
29	355183	1	Rake assembly	Right-hand	
30	362870	1	Adjusting angle		
31	355169	2	Tooth support		
32	355168	2	Tooth support		
33	355164	1	Tooth support		
34	355176	2	Rake assembly		
35	140017	4	Plain washer		
36	355166	2	Tooth support		
37	355167	2	Tooth support		
38	355165	1	Tooth support		
39	355056	4	Flat head mach. screw		
40	355173	1	Tooth support		* **
	362878	1	Tooth support		
41	355177	1	Guide plate	Left-hand	
42	362871	1	Adjusting angle		
43	390075	1	Pivot shaft		
44	362874	1	Support		
45	340139	4	Eye bolt		
46	308842	4	Spring		

\* Used on and below Serial nr. 3208999  
 \*\* Used on and above Serial nr. 3209001  
 \*\*\* Used on and below Serial nr. 3218999

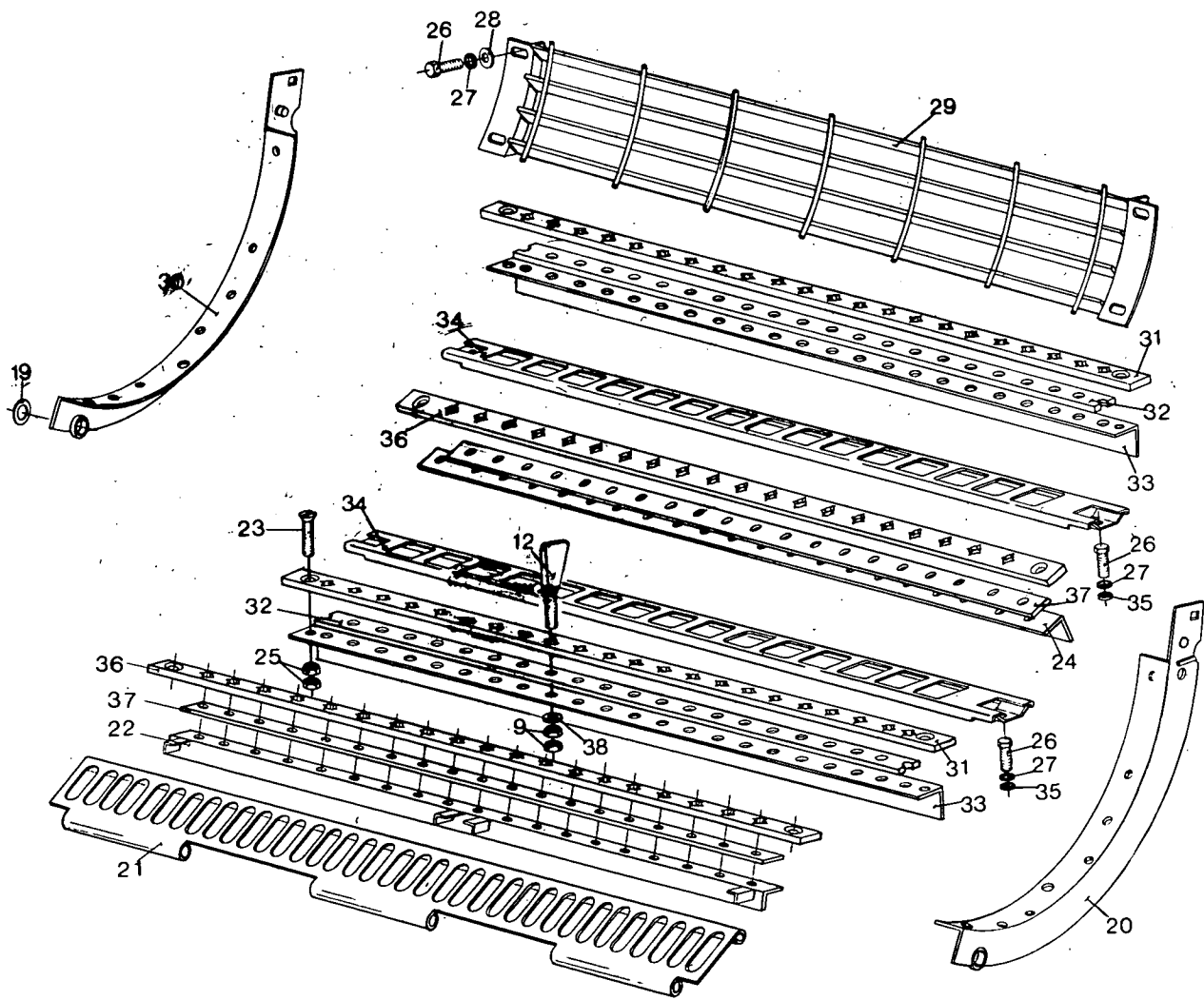
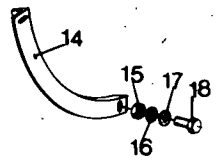
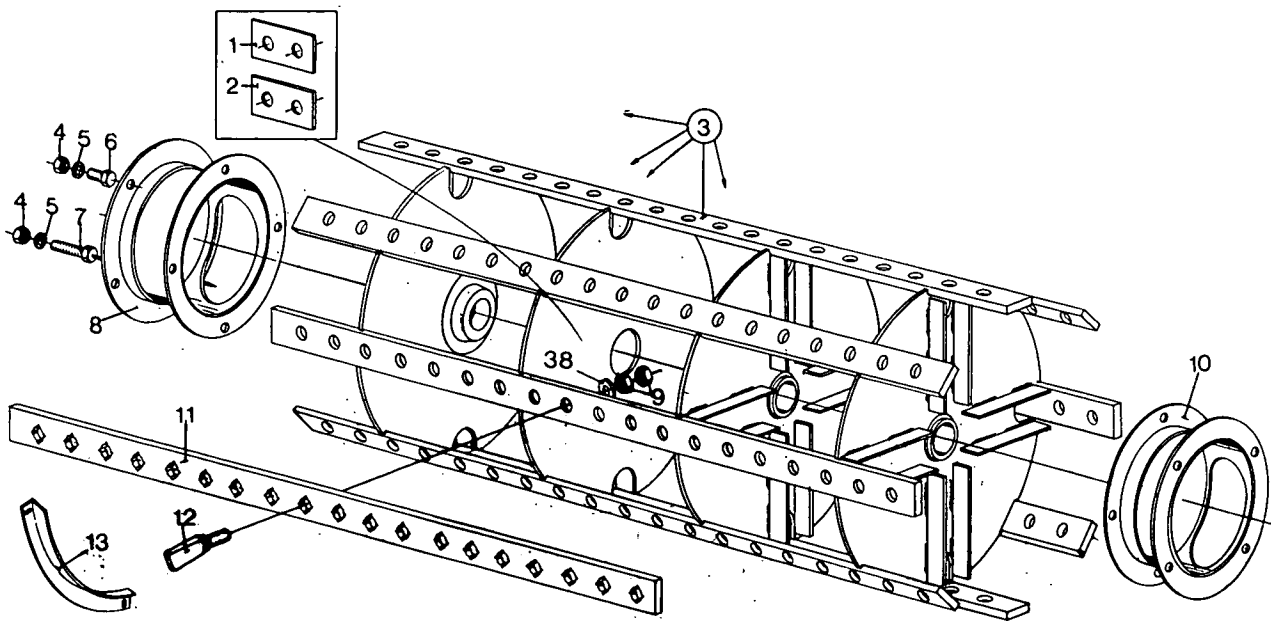


**SPIKE TOOTH DRUM AND CONCAVE**  
**BATTEUR- ET CONTRE-BATTEUR A DENTS**  
**STIFTENTROMMEL UND -DRESCHKORB**  
**STIFTENTROMMEL EN -DORSKORF**  
**CILINDRO- Y CONCAVO DE DIENTES**

**CLAYSON 1545    TYPENo. 313731**  
**314117**

Fig.	Order Ref.	Qty.		Description	N.B.
47	140020	AR		Plain washer	***
48	140090	AR		Plain washer	
49	130008	6		Cotter pin	
50	307348	1		Pivot shaft	
51	335133	2		Plug	
52	049637	254		Special washer	

\*\*\* Used on and below serial nr. 3218999

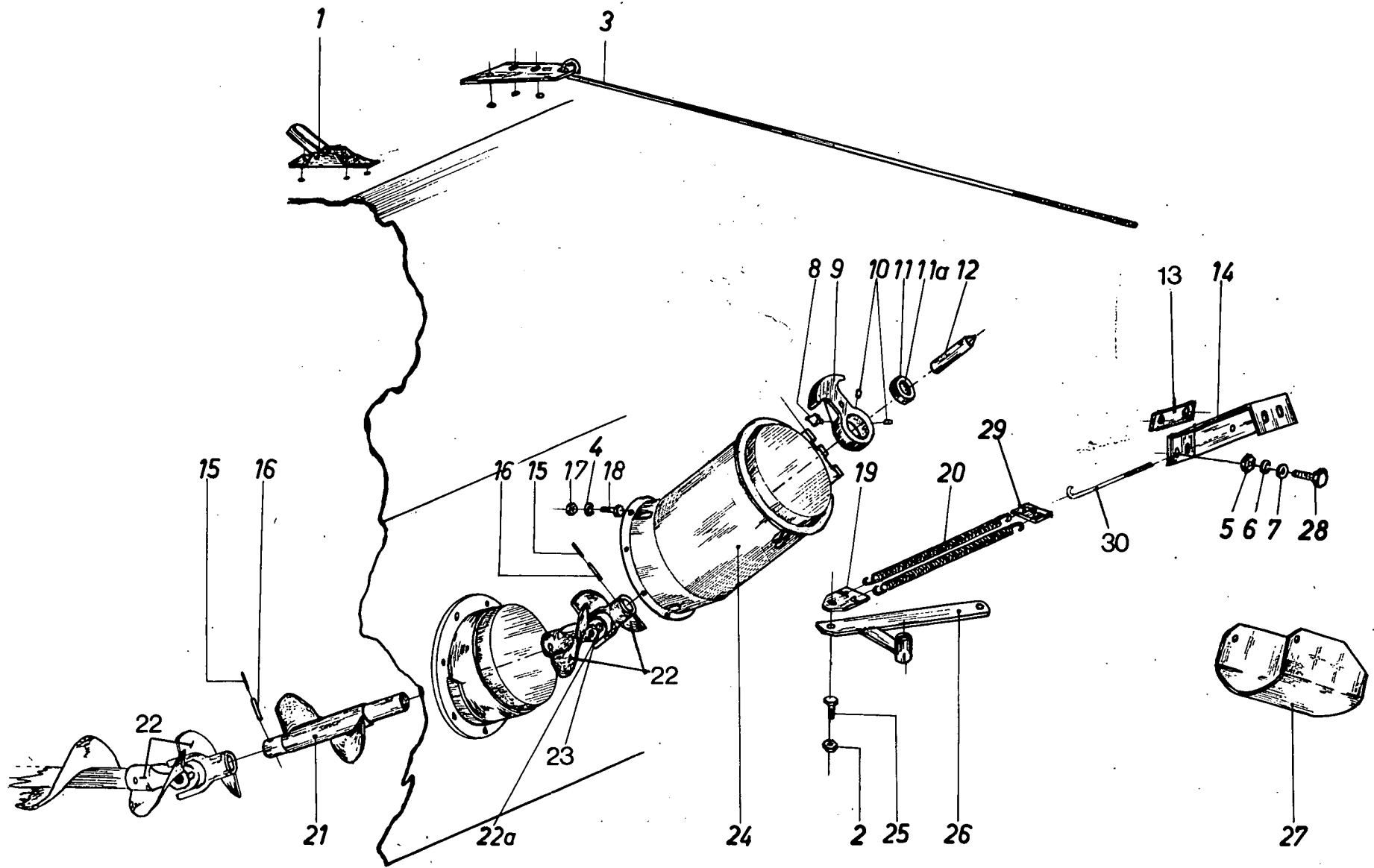




**SPIKE TOOTH DRUM AND CONCAVE**  
**BATTEUR- ET CONTRE-BATTEUR A DENTS**  
**STIFTENTROMMEL UND -DRESCHKORB**  
**STIFTENTROMMEL EN -DORSKORF**  
**CILINDRO- Y CONCAVO DE DIENTES**

**CLAYSON S 1550 TYPENo. 313731**  
**315030**

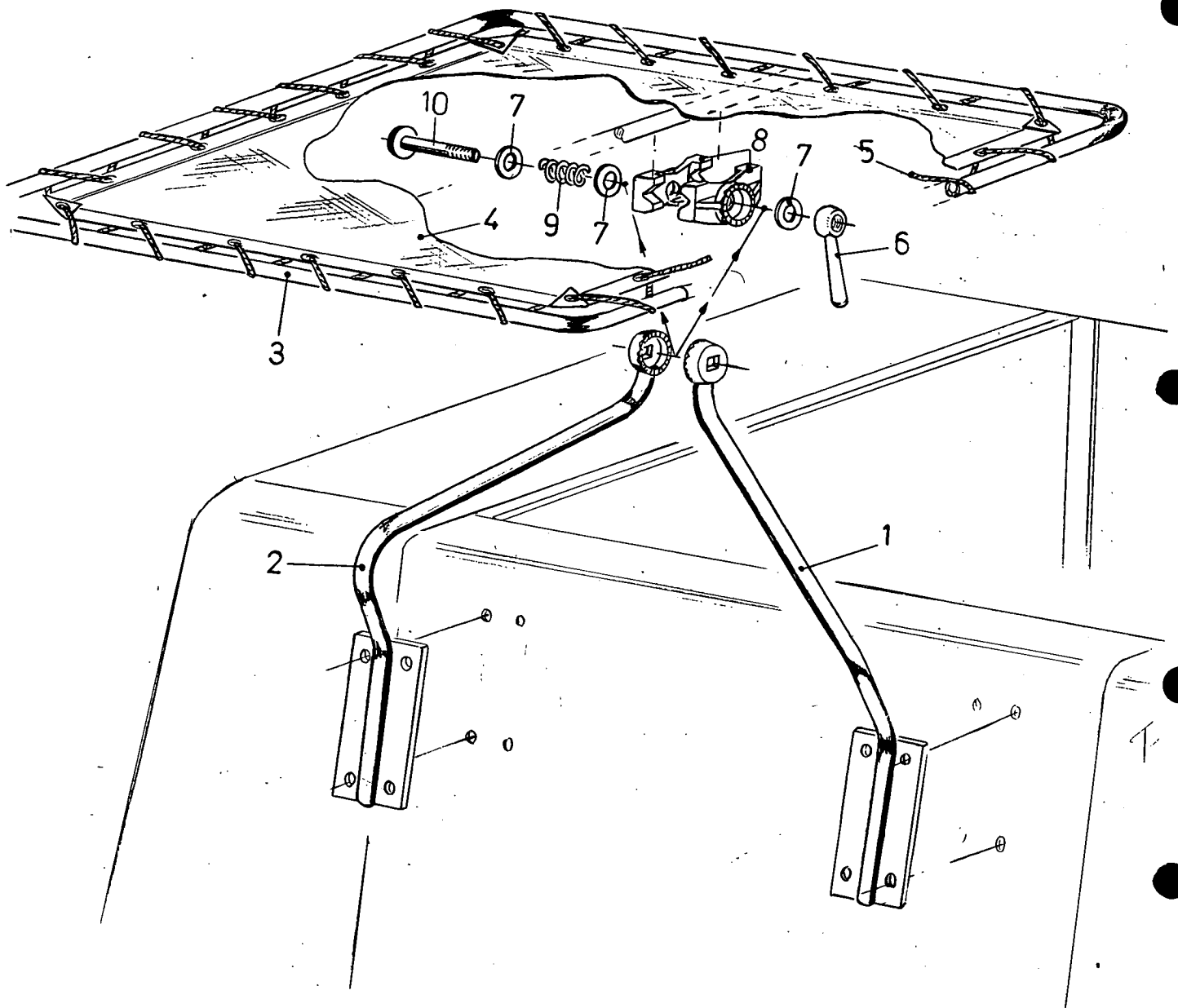
Fig.	Order Ref.	Qty.	Description	N.B.
1	331138	AR	Balance weight plate	1 mm.
2	331137	AR	Balance weight plate	3 mm.
3	354588	1	Drum assembly	Incl. Fig. 1,2,9,11,12
4	100015	8	Hex. nut	
5	322358	8	Tooth lockwasher	
6	120103	7	Hex. cap screw	
7	120107	1	Hex. cap screw	
8	357424	1	Guard	Right-hand
9	100020	508	Hex. nut	
10	357425	1	Guard	Left-hand
11	354585	8	Tooth support	
12	396935	254	Spike tooth	
13	354592	1	Adjusting angle	Right-hand
14	354593	1	Adjusting angle	Left-hand
15	100014	4	Hex. nut	
16	322357	4	Tooth lock washer	
17	140015	4	Plain washer	
18	120100	4	Hex. cap screw	
19	140229	AR	Washer	0,5 mm.
	338206	AR	Washer	2 mm.
20	379025	1	Adjusting angle	Left-hand
21	355177	1	Guide plate	
22	355173	1	Tooth support	
23	355056	4	Flat head mach. screw	
24	355165	1	Tooth support	
25	337475	10	Hex. nut	
26	120109	8	Hex. cap screw	
27	140045	8	Tooth lockwasher	
28	140042	4	Plain washer	
29	377540	1	Rake assembly	
30	379023	1	Adjusting angle	Right-hand
31	355169	2	Tooth support	
32	355168	2	Tooth support	
33	355164	2	Tooth support	
34	355176	2	Rake assembly	
35	140017	4	Plain washer	
36	355166	2	Tooth support	
37	355167	2	Tooth support	
38	049637	254	Special washer	



EXTENSION UNLOADING PIPE - ISRAEL  
 REHAUSSEMENT POUR TUYAU DE DECHARGEMENT - ISRAEL  
 ENTLEERUNGSROHR - ERHÖHUNG - ISRAEL  
 VERHOOGING ONTLAADBUIJS - ISRAEL

CLAYSON 1520 TYPE No. 312414  
 CLAYSON 1530 TYPE No. 315936  
 1545

Fig.	Order Ref.	Qty.	Code	Description	N.B.
1	332243	1		Lock	
2	337475	2		Nut	
3	331224	1		Rod	
4	322358	8		Tooth lockwasher	
5	100016	5		Hex. nut	
6	140045	5		Tooth lockwasher	
7	140042	6		Plain washer	
8	321204	1		Grease fitting	
9	030384	1		Bearing housing	incl.fig.10,11
10	300480	2		Screw	
11	040084	1		Bushing	incl.fig.11 a
11a	210087	1		Bushing	
12	308754	1		Pin	
13	335261	1		Support	Only 1520
14	331275	1		Support	Only 1520
	392825	1		Support	Only 1530 - 1545
15	130054	2		Roll pin	
16	130051	2		Roll pin	
17	100015	8		Hex. nut	
18	120104	7		Hex. cap screw	
19	308720	1		Clip	
20	307043	2		Spring	
21	308712	1		Extension	
22	396576	4		Univ. joint	
22a	350114	1		Spider	
23	150024	1		Grease fitting	
24	331226	1		Extension	
25	300389	1		Screw	
26	308757	1		Lever	
27	308759	1		Channel	
28	120111	2		Screw	
29	331342	1		Support	
30	307044	1		Rod	Only 1530 - 1545

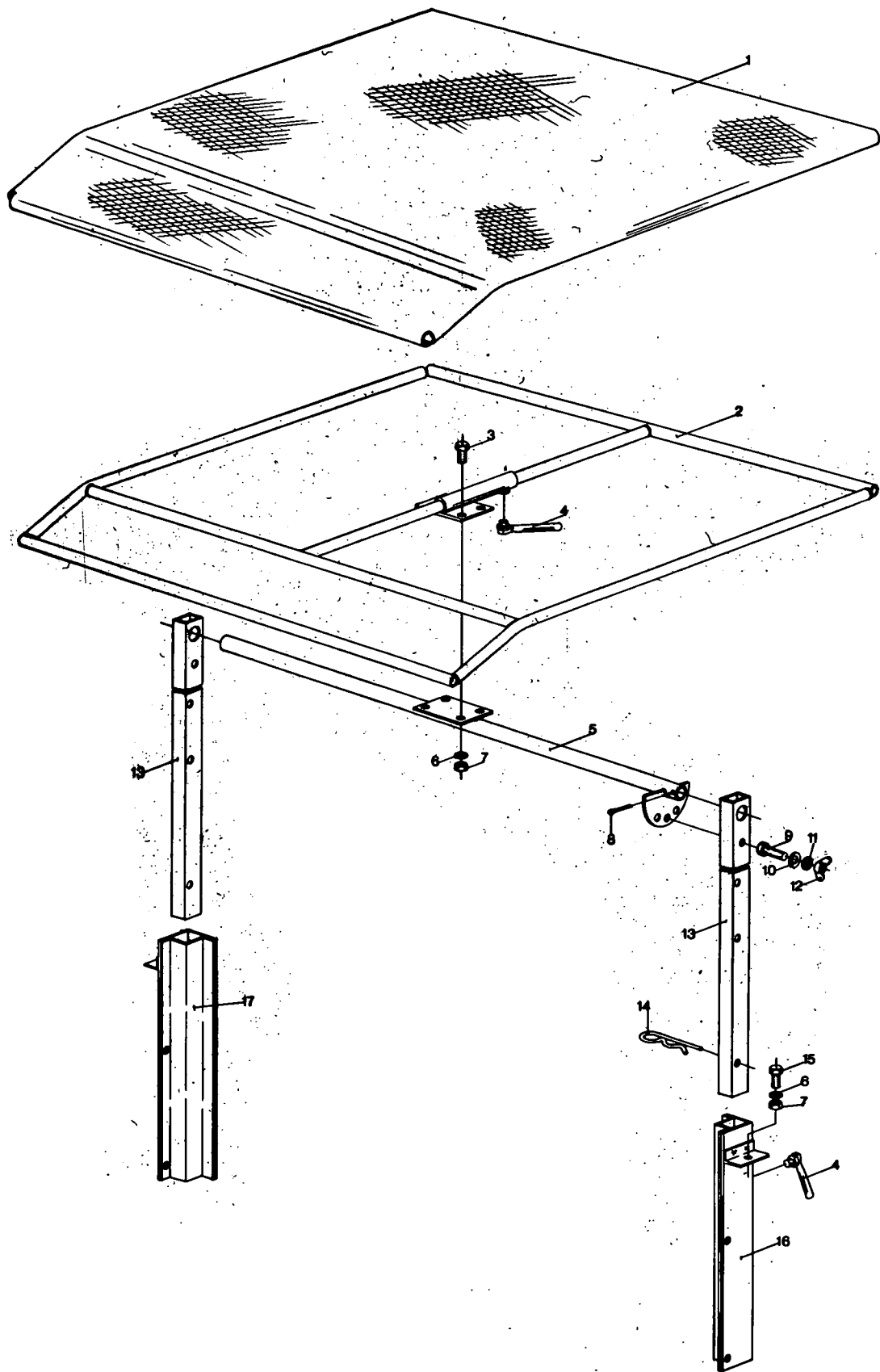


SUNSHADE  
 PARE-SOLEIL  
 SONNENDACH  
 ZONNESCHERM  
 PARASOL

CLAYSON 1545 - 1530 - 1520

TYPENo. 312371

Fig.	Order Ref.	Qty.		Description	N.B.
1	333031	1		Support	Left-hand Right-hand
2	333032	1		Support	
3	331055	1		Frame	
4	190137	1		Canvas	
5	190063	1		Rope	
6	482896	1		Handle	
7	140090	3		Washer	
8	331058	2		Clamp	
9	180019	1		Spring	
10	120050	1		Screw	

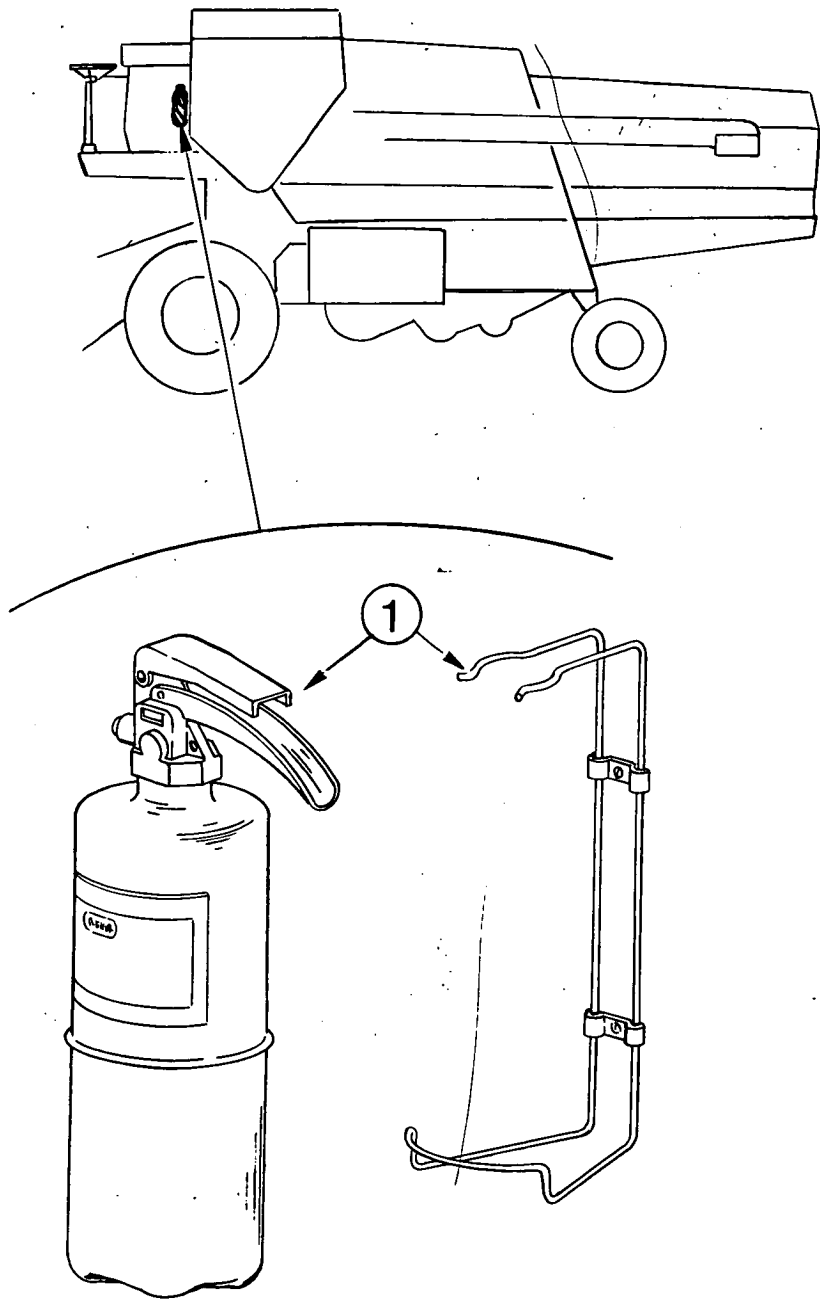


SUNSHADE  
 PARE-SOLEIL  
 SONNENDACH  
 ZONNESCHERM  
 PARASOL

CLAYSON 1550 - 1540

TYPENo. 313221

Fig.	Order Ref.	Qty.	Description	N.B.
1	353304	1	Canvas	
2	336541	1	Frame	
3	120103	4	Hex. cap screw	
4	336531	3	Handle	
5	336542	1	Intermediate support	
6	322358	10	Tooth lockwasher	
7	100015	10	Hex. nut	
8	300409	1	Cotter pin	
9	120102	1	Hex. cap screw	
10	140040	1	Plain washer	
11	322357	1	Tooth lockwasher	
12	100004	1	Wing nut	
13	336543	2	Support	
14	180043	2	Hairpin cotter	
15	120104	6	Hex. cap screw	
16	336536	1	Support guide	
17	336539	1	Support guide	



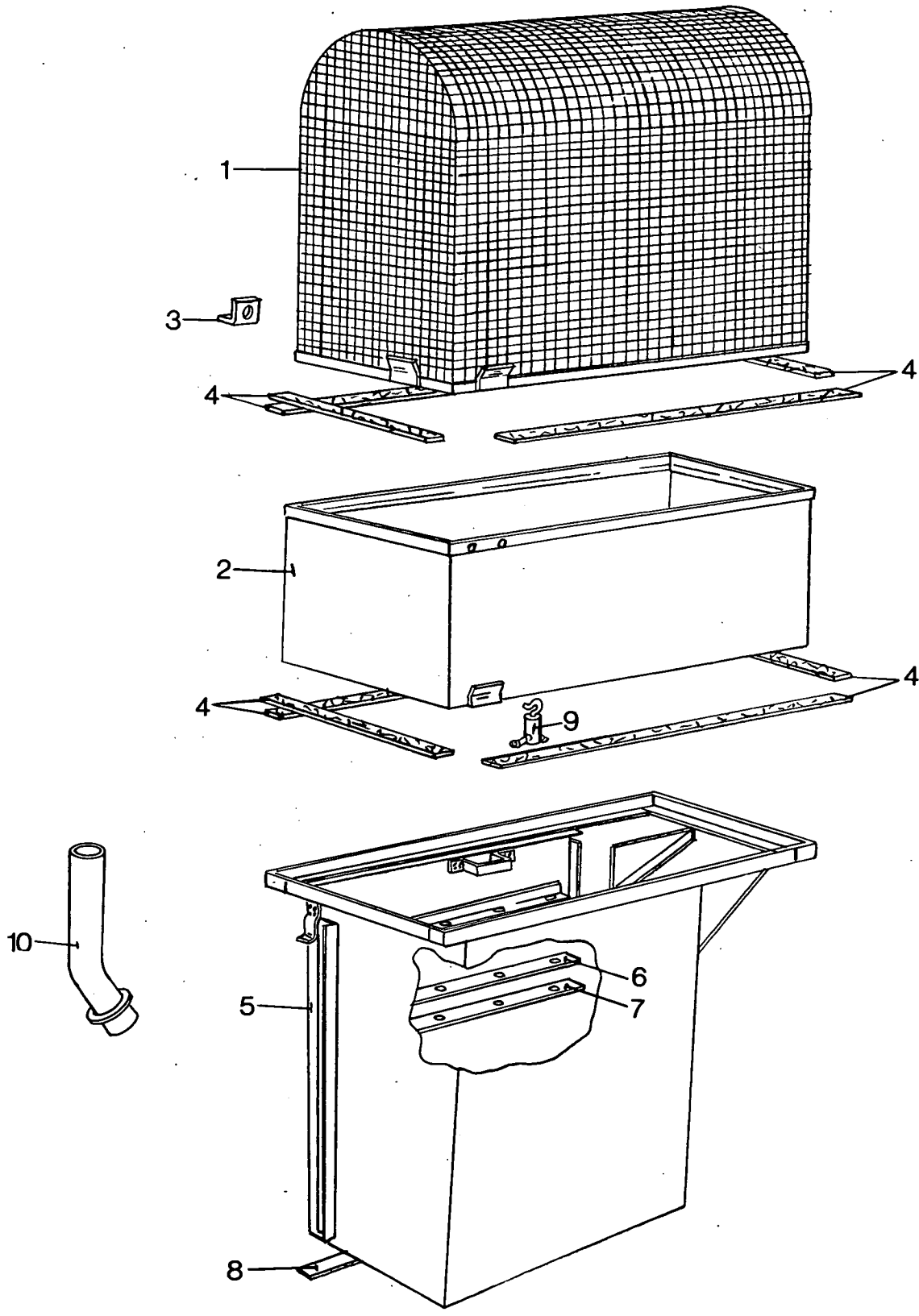


EXTINGUISHER  
EXTINCTEUR  
LÖSHAPPARAT  
ESTINTORE  
BLUSAPPARAAT

CLAYSON 1520 - 1530 - 1540 - 1545 -  
1550

TYPENo. 317213

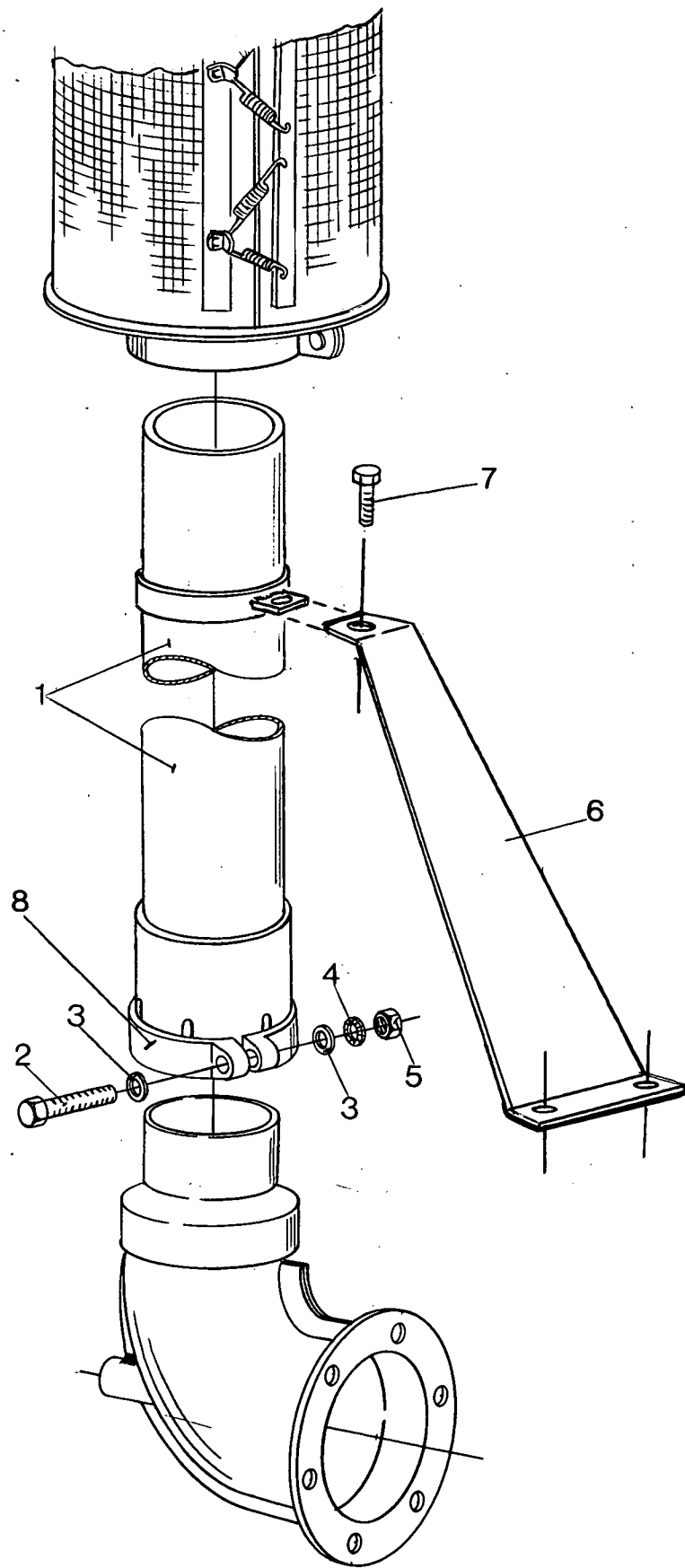
Fig.	Order Ref.	Qty.	Code	Description	N.B.
1	317213	1		Extinguisher	



FIXED AIR STACK BUNDLE  
 JEU POUR PRISE D'AIRE FIXE  
 BÜNDEL FÜR FESTE STAUBHAUBE  
 VASTE STOFKAP MET VERHOOGSEL

CLAYSON 1540 - 1550  
 TYPENo. 315402

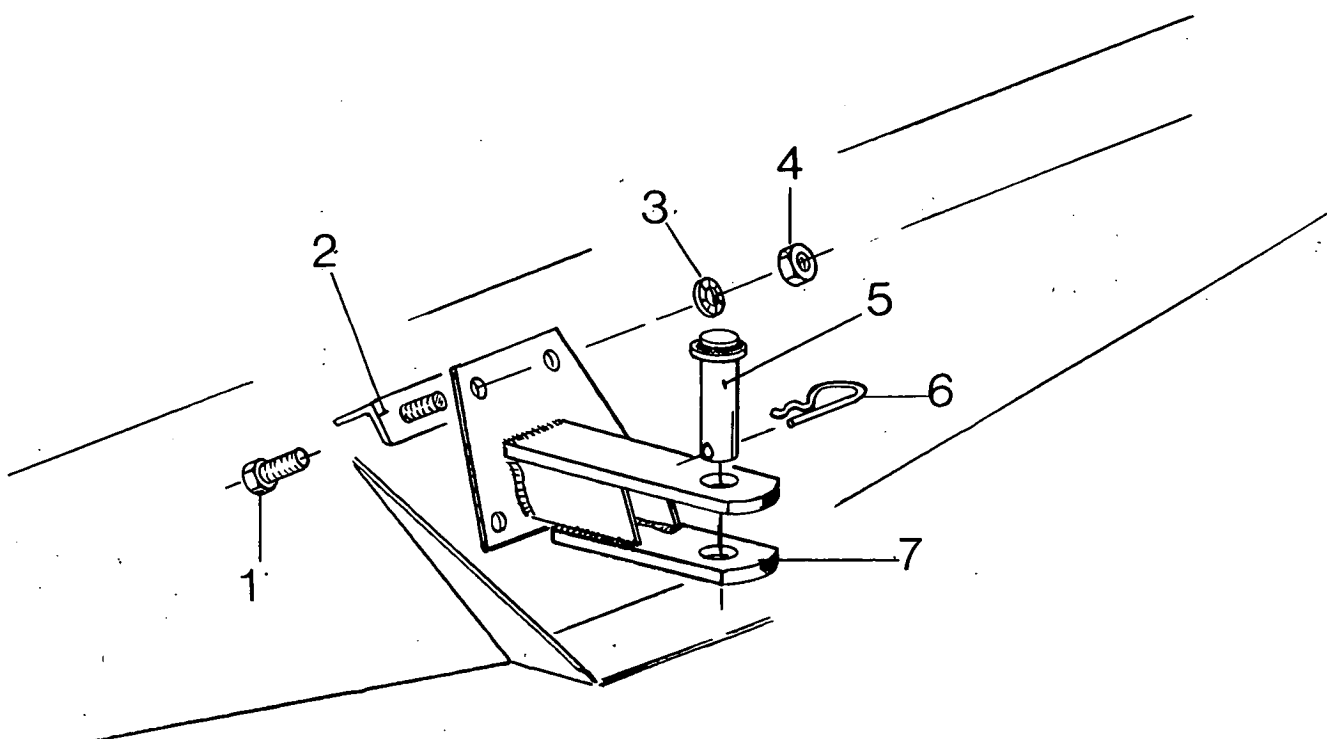
Flg.	Order Ref.	Qty.	Description
1	134392	1	Air Stack
2	331606	1	Screen Support
3	384277	1	Support
4	134366	AR	Seal Strip
5	328522	1	Stack Support
6	357286	1	Seal Strip
7	357288	1	Slat
8	357467	1	Seal Strip
9	058943	4	Stack Retainer Catch
10	384276	1	Extension Tube



AIR INTAKE EXTENSION  
 RALLONGE-PRISE D'AIR  
 LUFTEINLASS - VERLÄNGERUNGSROHR  
 LUCHTINLAAT - VERHOOGSTUK  
 PROLONGACION DEL FILTRO DE AIRE

CLAYSON 1550 TYPENo. 311934  
 1540 314044  
 1545 316486  
 1530  
 1520

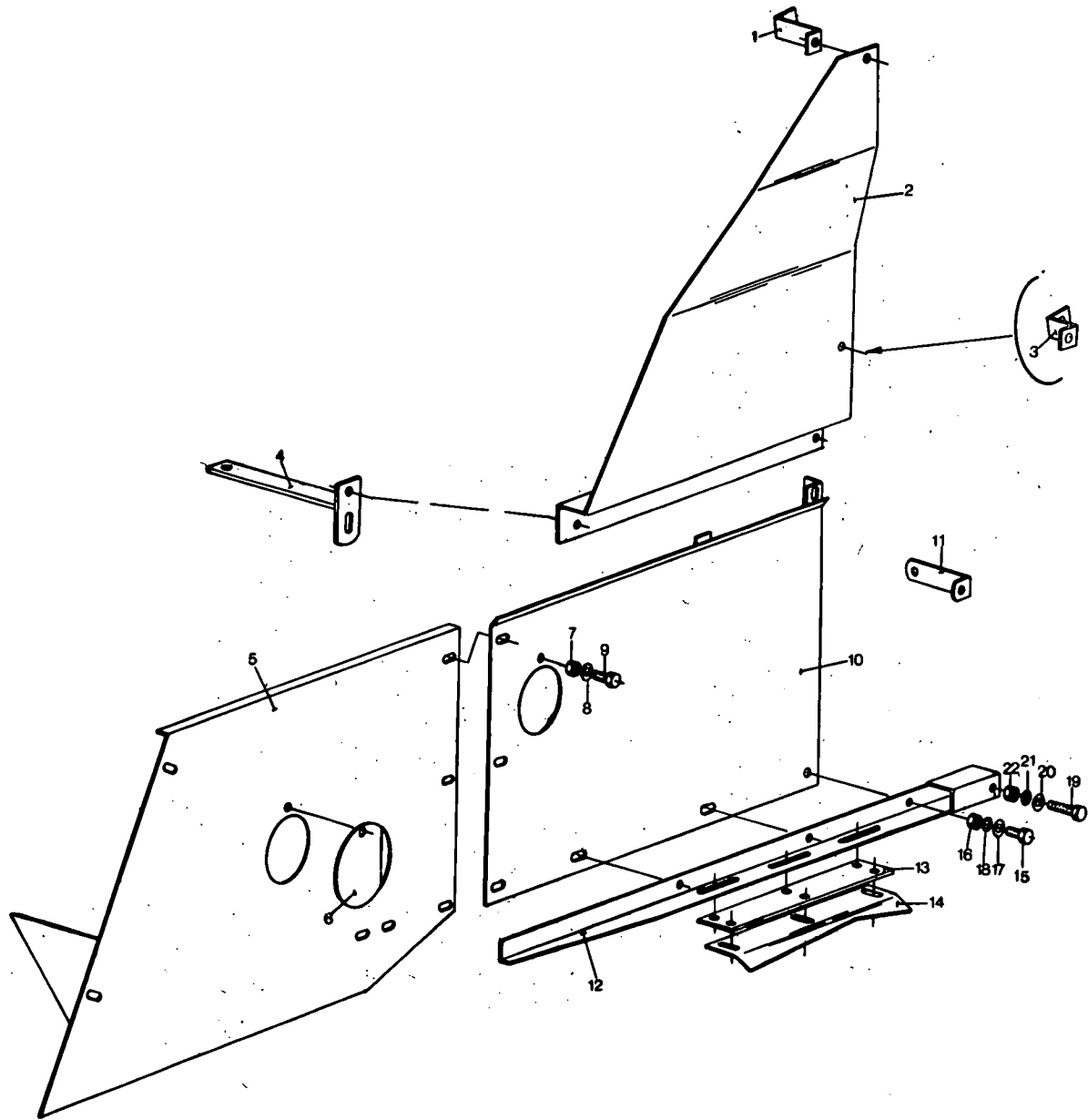
Fig.	Order Ref.	Qty.	Code	Description	N.B.
1	330934	1		Extension pipe	Only for 1520 - 1530 - S 1540 - 1540 - 1545 Only for S 1550
	362284	1		Extension pipe	
2	300510	1		Hex. cap screw	
3	140016	2		Washer	
4	322358	1		Tooth lockwasher	
5	100015	1		Hex. nut	
6	326769	1		Support	Only for 1520 - 1530 - 1545
	398645	1		Support	Only for S 1540 - 1540
7	120099	1		Hex. cap screw	
8	326751	1		Clamp	Only for 1520 - 1530 - S 1540 - 1540 - 1545



**DRAWHOOK FOR TRANSPORT TRAILER  
 CROCHET D'ATTELAGE POUR CHARIOT  
 ZUGHAKEN FÜR SCHNEIDWERKANHÄNGER  
 TREKHAAK VOOR AANHANGWAGEN  
 GANCIO PER CARRELLO PORTA BARRA**

**CLAYSON 1520 TYPENo. 308943  
 1530  
 1545  
 CLAYSON 1540 TYPENo. 314849  
 S 1550**

Fig.	Order Ref.	Qty.	Code	Description	N.B.
1	120256	4		Hex. cap screw	} For model 1520 - 1530 - 1545
3	140048	4		Tooth lockwasher	
4	100020	4		Hex. nut	
5	390009	1		Lock pin	
6	180043	1		Hair cotter pin	
7	308938	1		Draw hook	
2	336554	1		Fixing lath	
3	140048	3		Tooth lockwasher	
4	100020	3		Hex. nut	
5	390009	1		Lock pin	
6	180043	1		Hair cotter pin	
7	375975	1		Draw hook	



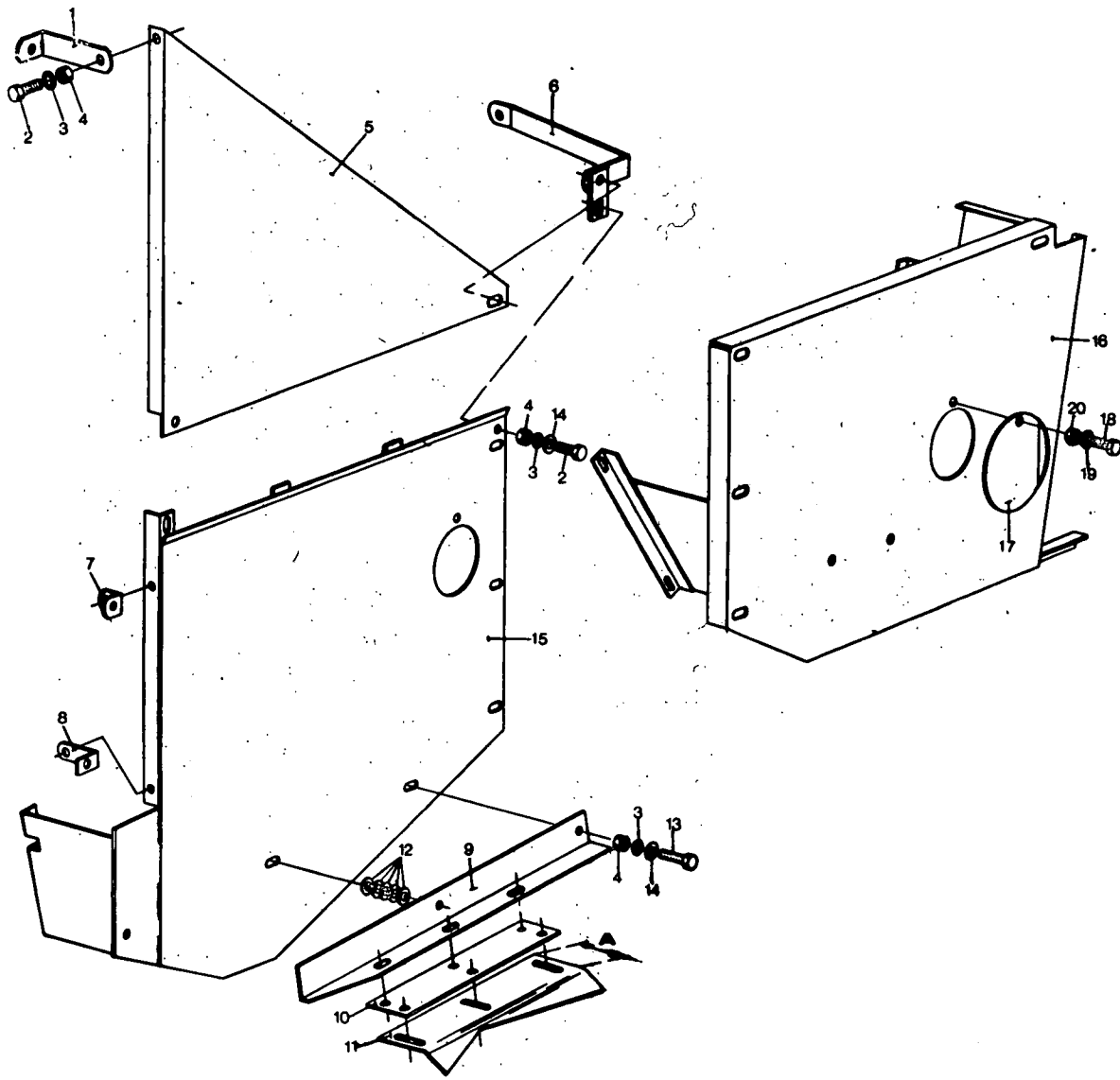


MUD GAURDS AND SCRAPERS  
 GARDES-BOUE ET RACLOIRS  
 KOTFLÜGEL UND SCHABER  
 SLIJKWEEDERS EN SCHRAPERS  
 GUARDABARROS Y RASPADORES

CLAYSON 1545 - 1530

TYPENo. 314619 (right-hand side)

Fig.	Order Ref.	Qty.	Code	Description	N.B.
1	371453	1		Support	
2	371472	1		Guard plate	
3	371454	1		Support	
4	371450	1		Support	
5	371473	1		Guard plate	
6	310001	2		Cover	
7	100014	13		Hex. nut	
8	140015	13		Plain washer	
9	120100	13		Hex. cap screw	
10	371470	1		Guard plate	
11	371460	1		Support	
12	371448	1		Support	
13	371452	1		Plate	
14	337324	1		Scraper	
15	120161	10		Hex. cap screw	
16	100015	10		Hex. nut	
17	140016	10		Plain washer	
18	322358	10		Tooth lockwasher	
19	120256	1		Hex. cap screw	
20	140020	2		Plain washer	
21	140048	2		Tooth lockwasher	
22	100020	2		Hex. cap screw	

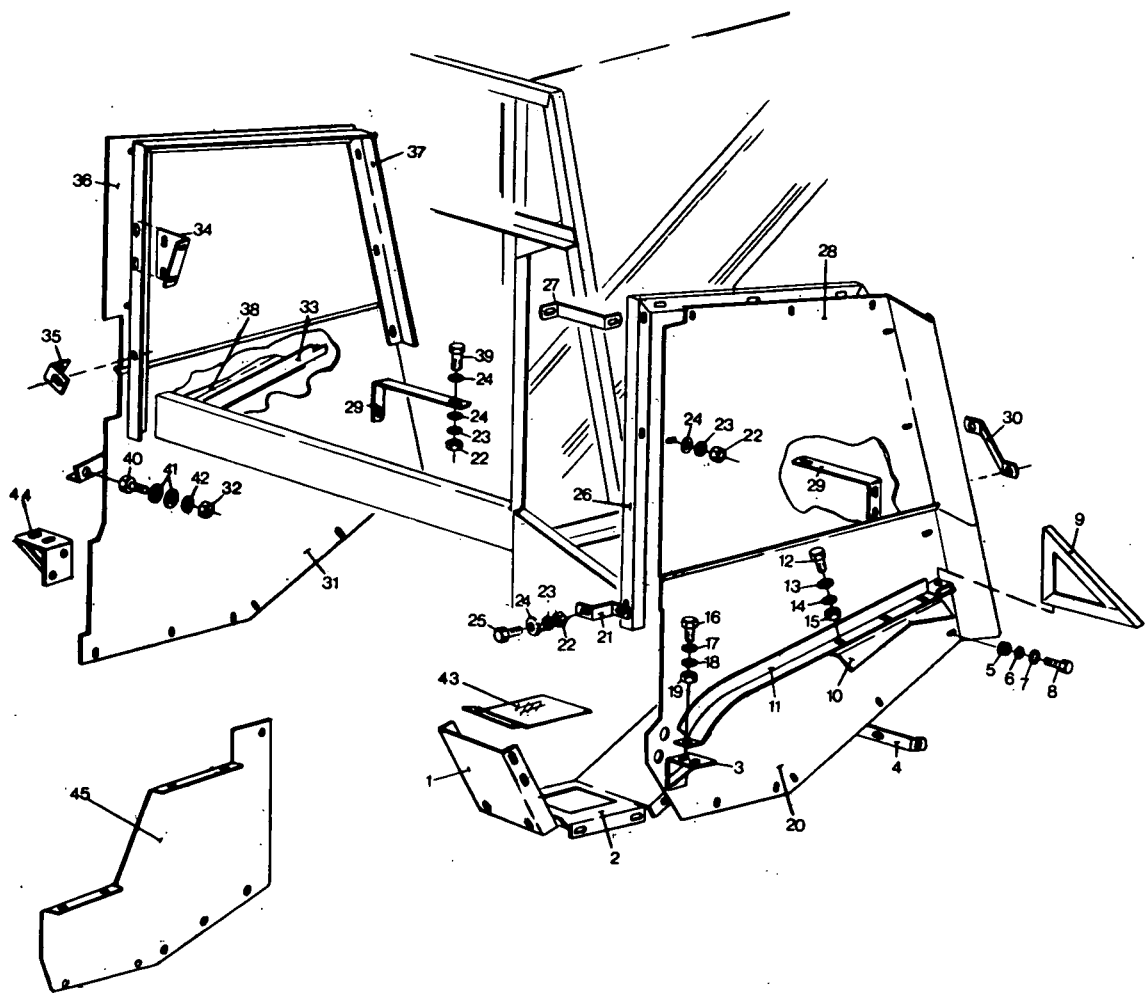


MUD GUARDS AND SCRAPERS  
 GARDES-BOUE ET RACLOIRS  
 KOTFLÜGEL UND SCHABER  
 SLIJKWEEDERS EN SCHRAPERS  
 GUARDABARROS Y RASPADORES

CLAYSON 1545 - 1530

TYPENo. 314619 (left-hand side)

Fig.	Order Ref.	Qty.	Code	Description	N.B.
1	371460	1		Support	
2	120104	10		Hex. cap screw	
3	322358	10		Tooth lockwasher	
4	100015	10		Hex. nut	
5	371468	1		Guard plate	
6	371467	1		Support	
7	371461	1		Support	
8	371462	1		Support	
9	371459	1		Angle iron	
10	371452	1		Plate	
11	337106	1		Scraper	A = 40 mm
	337325	1		Scraper	A = 93 mm
12	325594	5		Plain washer	
13	120161	3		Hex. cap screw	
14	140016	5		Plain washer	
15	371475	1		Guard plate	
16	371476	1		Guard plate	
17	310001	2		Cover	
18	120100	2		Hex. cap screw	
19	140045	2		Tooth lockwasher	
20	100014	2		Hex. nut	

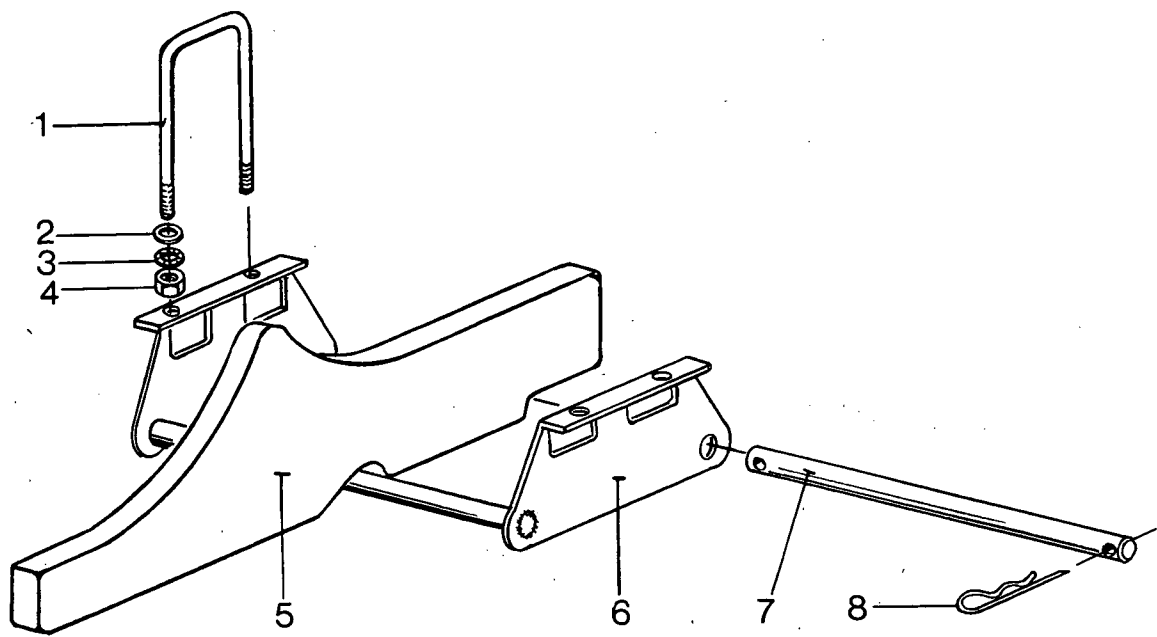


MUD GUARDS AND SCRAPERS  
 GARDES-BOUE ET RACLOIRS  
 KOTFLÜGEL UND SCHABER  
 SLIJKWEEDERS EN SCHRAPERS  
 GUARDABARROS Y RASPADORES

CLAYSON S 1550  
 1540

TYPENo. 314967 315293  
 315290 314400

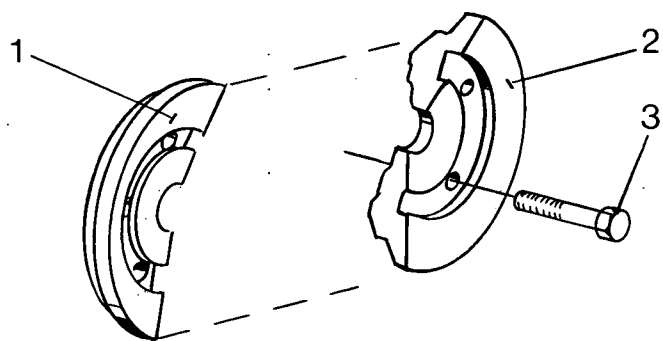
Fig.	Order Ref.	Qty.	Code	Description	N.B.
1	353187	1		Mud shield	
2	384566	1		Mud shield	
3	356525	1		Support	
4	356522	1		Support	
5	100014	8		Hex. nut	
6	322357	8		Tooth lockwasher	
7	140040	15		Plain washer	
8	120100	8		Hex. cap screw	
9	337104	1		Support	
10	337106	1		Scraper left	
11	337110	1		Support angle left	
12	120111	3		Hex. cap screw	
13	140042	6		Plain washer	
14	140045	3		Tooth lockwasher	
15	100016	3		Hex. nut	
16	120120	4		Hex. cap screw	
17	140018	5		Plain washer	
18	140046	7		Tooth lockwasher	
19	337475	7		Hex. nut	
20	377162	1		Mud shield left	
21	356519	1		Support	
22	100015	23		Hex. nut	
23	322358	23		Tooth lockwasher	
24	140041	20		Plain washer	
25	120161	12		Hex. cap screw	
26	377159	1		Support angle left	
27	356521	1		Support	
28	377161	1		Mud shield left	
29	356505	2		Support	
30	356520	1		Support	
31	377153	1		Mud shield right	
32	100020	2		Hex. nut	
33	337112	1		Support angle right	
34	333409	1		Support	
35	355865	1		Support	
36	377155	1		Mud shield right	
37	317151	1		Support angle right	
38	337105	1		Scraper right	
39	120106	1		Hex. cap screw	
40	120127	2		Hex. cap screw	
41	300387	3		Washer	
42	140048	2		Tooth lockwasher	
43	384567	1		Cover	
44	377452	1		Support right	
45	380558	1		Protection plate	Only by mechanical drive



COUNTERWEIGHTS  
 CONTRE-POIDS  
 GEGENGEWICHTE  
 TEGENGEWICHTEN

CLAYSON 1520 TYPENo. 312897  
 1530

Fig.	Order Ref.	Qty.	Code	Description	N.B.
1	332914	2		Clamp	
2	140021	4		Washer	
3	322359	4		Lockwasher	
4	100023	4		Nut	
5	334734	9		Counterweight	
6	334735	1		Support	
7	332917	1		Shaft	
8	180043	2		Spring	

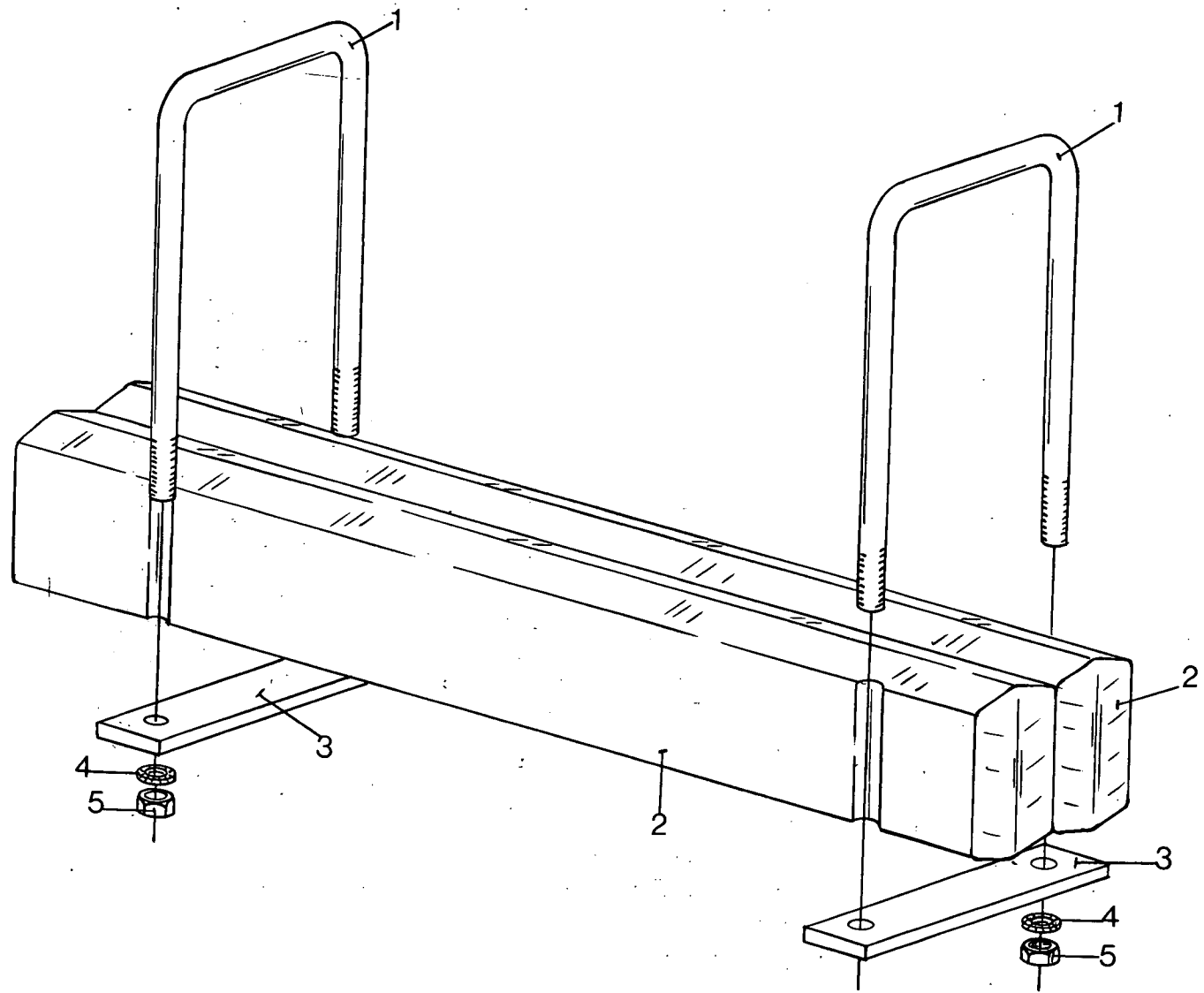




COUNTERWEIGHTS  
 CONTRE-POIDS  
 GEGENGEWICHTE  
 TEGEGEWICHTEN

CLAYSON 1520 TYPENo.312896  
 1530

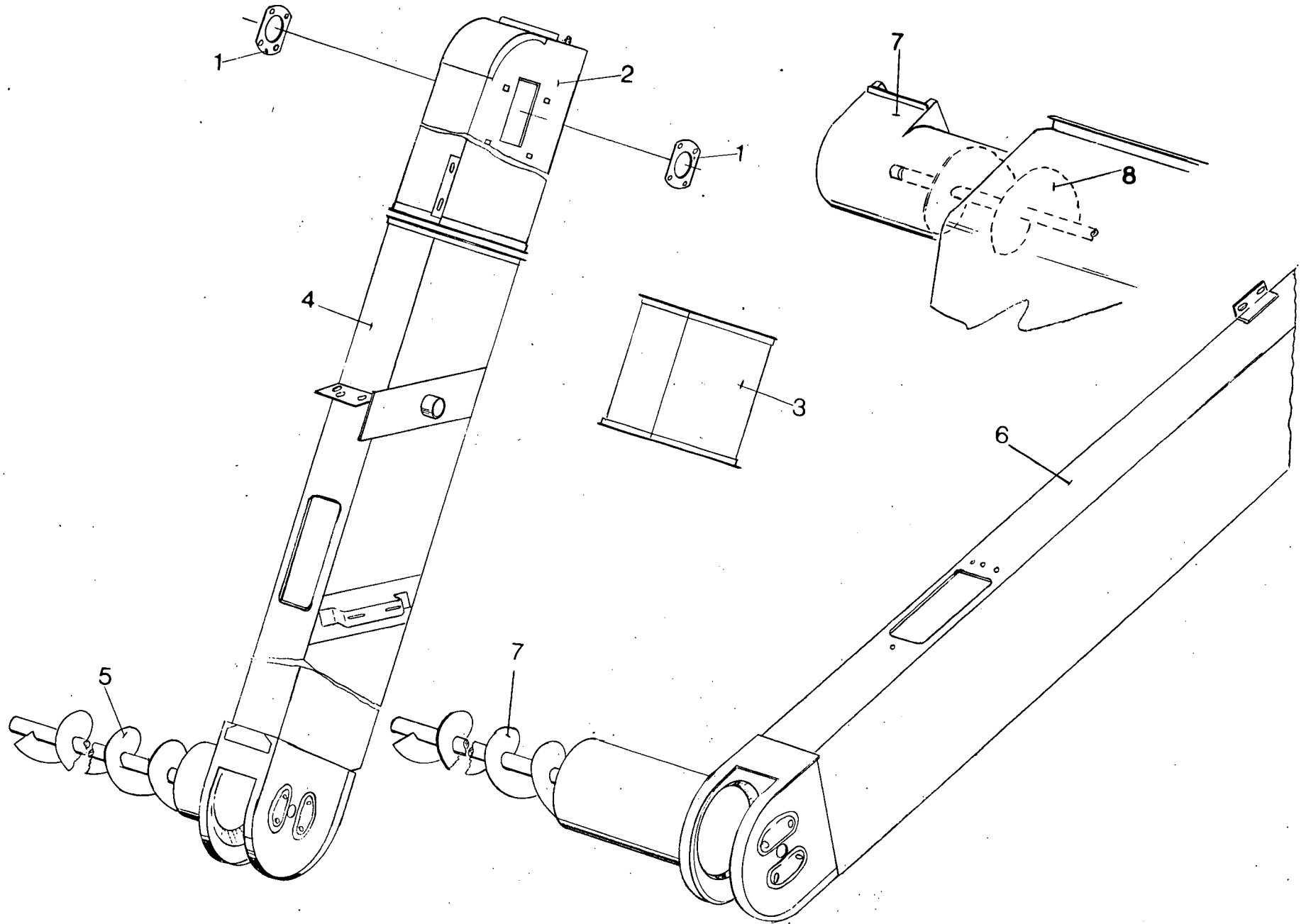
Fig.	Order Ref.	Qty.	Code	Description	N.B.
1	332922	1		Counterweight	
2	332921	1		Counterweight	
3	120084	5		Screw	



COUNTERWEIGHTS  
 CONTRE-POIDS  
 GEGENGEWICHTE  
 TEGENGEWICHTEN

CLAYSON 1520 TYPENo. 312966  
 312967  
 CLAYSON 1530 TYPENo. 312994  
 1545 312995

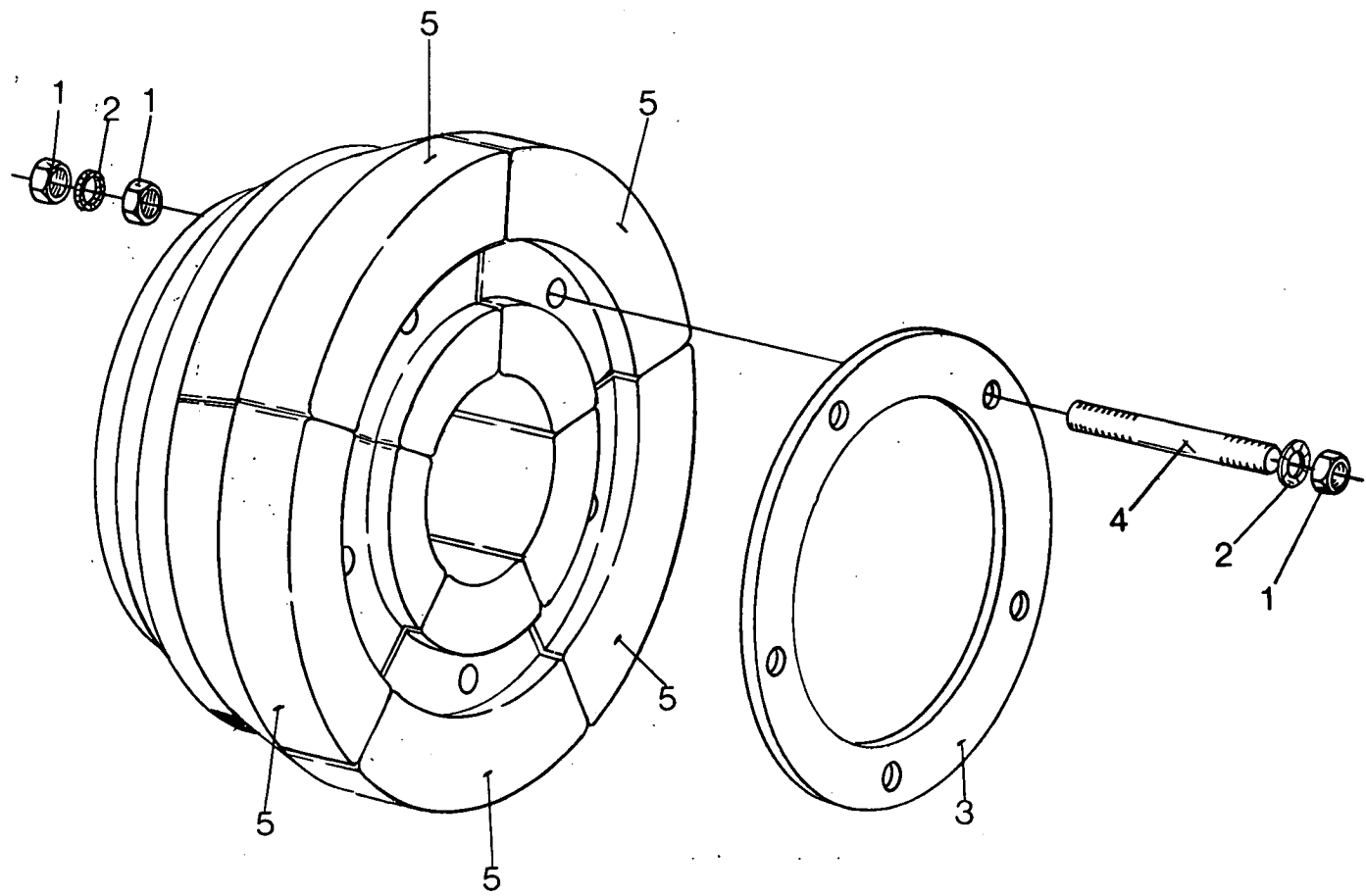
Fig.	Order Ref.	Qty.	Code	Description	N.B.
1	336608	2		Clamp	
2	336604	4		Counterweight	Only 1520
	336609	4		Counterweight	Only 1530 - 1545
3	336605	2		Support plate	
4	322359	4		Tooth lockwasher	
5	100023	4		Hex. nut	



**REINFORCED GRAIN- AND TAILINGS ELEVATOR**  
**ELEVATEUR A GRAINS ET A OTONS RENFORCES**  
**VERSTARKTE KORN- UND ÜBERKEHRELEVATOR**  
**VERSTERKTE GRAAN- EN TERUGVOERELEVATOR**

**CLAYSON 1530 313259 – 313261**  
**313263 – 313480**  
**CLAYSON 1545 313260 – 313262**  
**313263 – 313481**

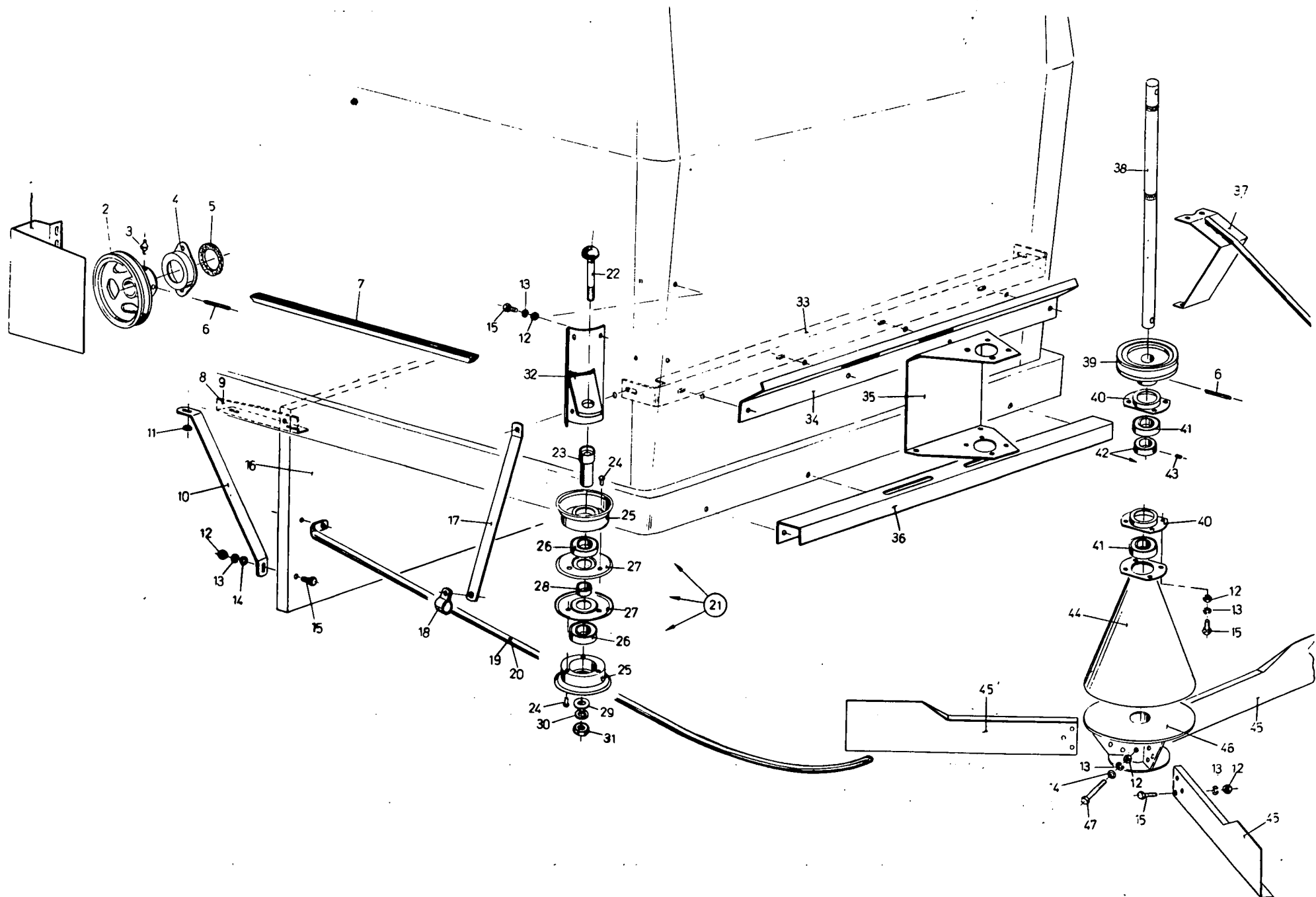
Fig.	Order Ref.	Qty.	Code	Description	N.B.
1	336634	2		Plate	
2	336631	1		Elevator head	
3	336952	1		Elevator lengthening	
4	336632	1		Grain elevator	
5	338918	1		Grain auger	(For model 1545)
	338915	1		Grain auger	(For model 1530)
6	336816	1		Elevator casing	
7	418237	1		Loading auger tube	
	338909	1		Auger	(For model 1530)
8	338910	1		Auger	(For model 1545)



COUNTERWEIGHTS  
 CONTRE-POIDS  
 GEGENGEWICHTE  
 TEGENGEWICHTEN

CLAYSON 1545 TYPENo. 312176

Fig.	Order Ref.	Qty.	Code	Description	N.B.
1	100020	30		Hex. nut	
2	140048	20		Tooth lockwasher	
3	330073	2		Ring	
4	330074	10		Stud	
5	330075	10		Counterweights	

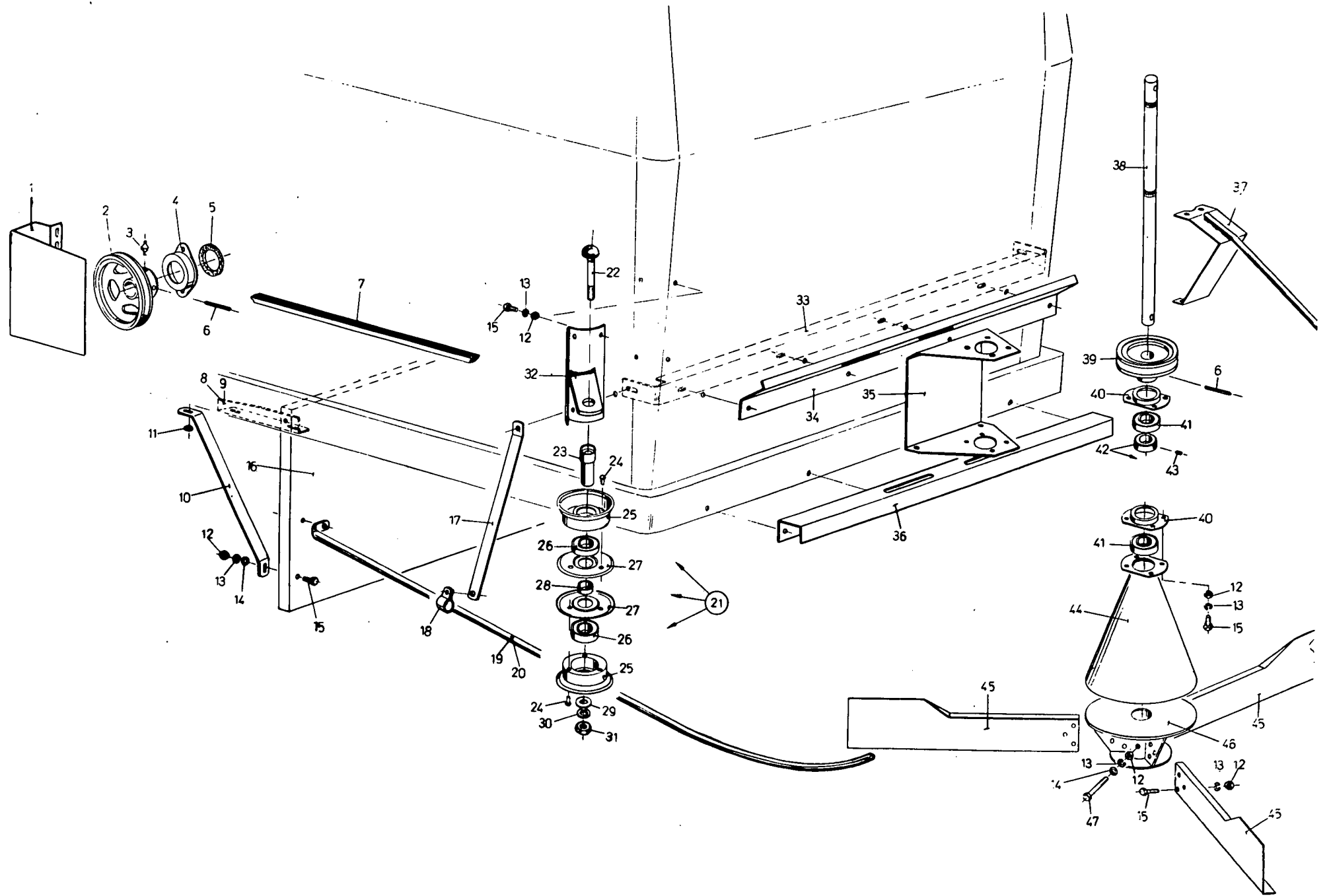




SINGLE STRAW SPREADER  
 EPANDEUR DE PAILLE SIMPLE  
 EINFACHER STROHZERSTREUER  
 ENKELE STROVERSPREIDER

CLAYSON 1520 TYPENo. 312187  
 CLAYSON 1530 TYPENo. 080265  
 CLAYSON 1545 TYPENo. 080095

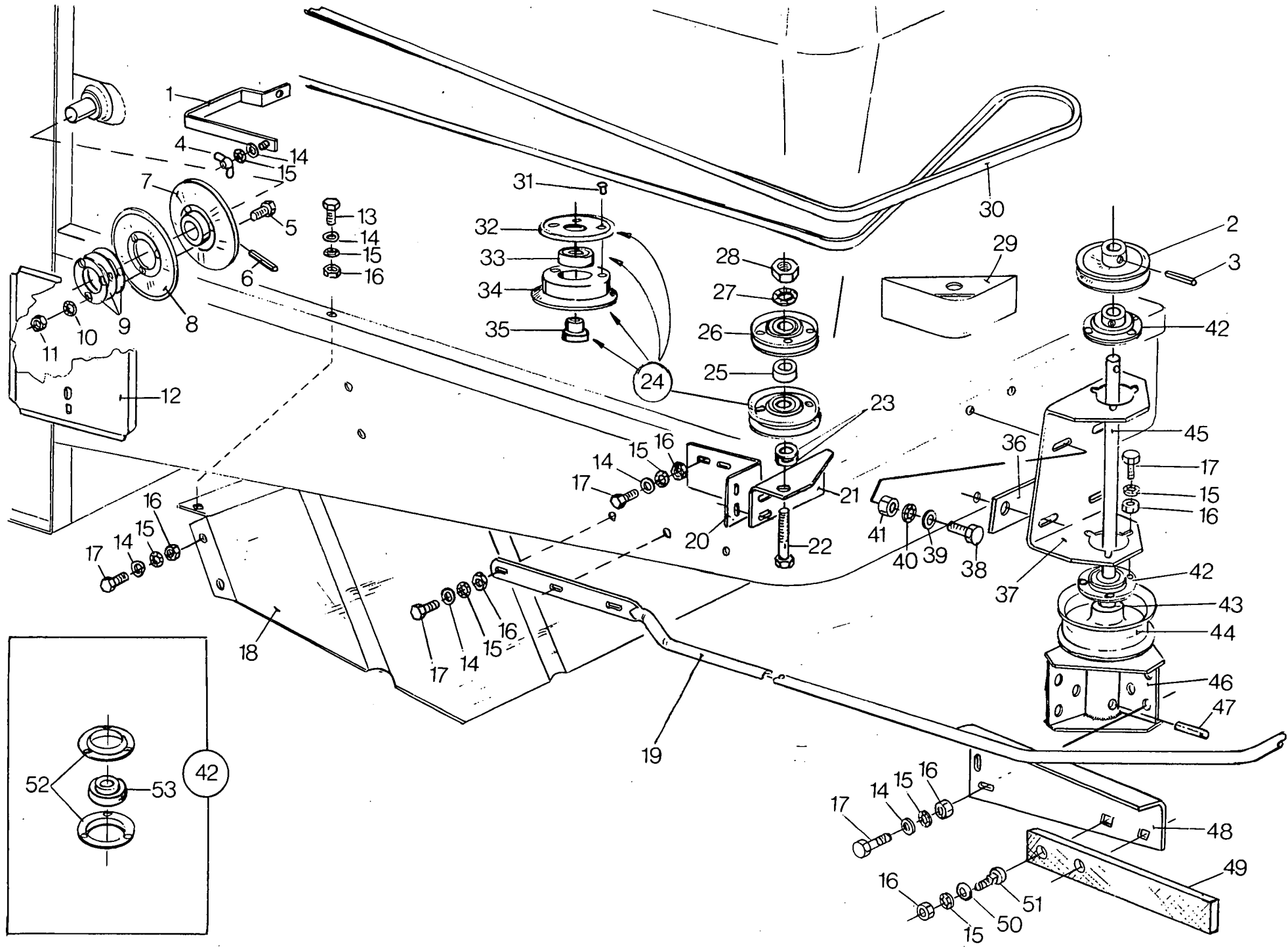
Fig.	Order Ref.	Qty.	Code	Description	N.B.
1	360192	1		Guard	
2	290066	1		Sheave	
3	332038	1		Grease fitting	
4	307315	1		Flange	
5	220063	1		Felt ring	
6	130051	2		Roll pin	
7	328860	1		Belt	Only 1520
	230143	1		Belt	Only 1530
	230128	1		Belt	Only 1545
8	488226	1		Angle	Right-hand
9	488227	1		Angle	Left-hand
10	488233	2		Support	
11	140040	2		Washer	
12	100015	46		Hex. nut	
13	322358	46		Tooth lockwasher	
14	140016	13		Washer	
15	120104	41		Hex. cap screw	
16	360211	1		Plate	Only 1520 - 1530
	360193	1		Plate	Only 1545
17	489980	2		Support	
18	330004	2		Clamp	
19	488853	1		Hand rail	Right-hand - Only 1520 - 1530
	488234	1		Hand rail	Right-hand - Only 1545
20	488851	1		Hand rail	Left-hand - Only 1520 - 1530
	488235	1		Hand rail	Left-hand - Only 1545
21	030062	1		Idler	
22	120049	1		Carriage bolt	Incl.fig.22,23,24,25,26,27,28,29,30,31
23	200076	1		Bushing	
24	130024	6		Rivet	
25	290114	2		Disc	
26	034439	2		Bearing	
27	290112	2		Disc	
28	200122	1		Bushing	
29	140020	1		Washer	
30	140048	1		Lockwasher	
31	100020	1		Nut	
32	488229	1		Support	
33	488855	1		Reinforcement	Only 1520 - 1530
	488237	1		Reinforcement	Only 1545
34	488854	1		Support	Only 1520 - 1530
	488238	1		Support	Only 1545
35	484009	1		Plate	
36	488856	1		Support	Only 1520 - 1530
	488239	1		Support	Only 1545
37	488852	1		Suspension	Only 1520 - 1530
	489993	1		Suspension	Only 1545
38	260067	1		Shaft	
39	290060	1		Sheave	



SINGLE STRAW SPREADER  
 EPANDEUR DE PAILLE SIMPLE  
 EINFACHER STROHZERSTREUER  
 ENKELE STROVERSPREIDER

CLAYSON 1520 TYPENo. 312187  
 CLAYSON 1530 TYPENo. 080265  
 CLAYSON 1545 TYPENo. 080095

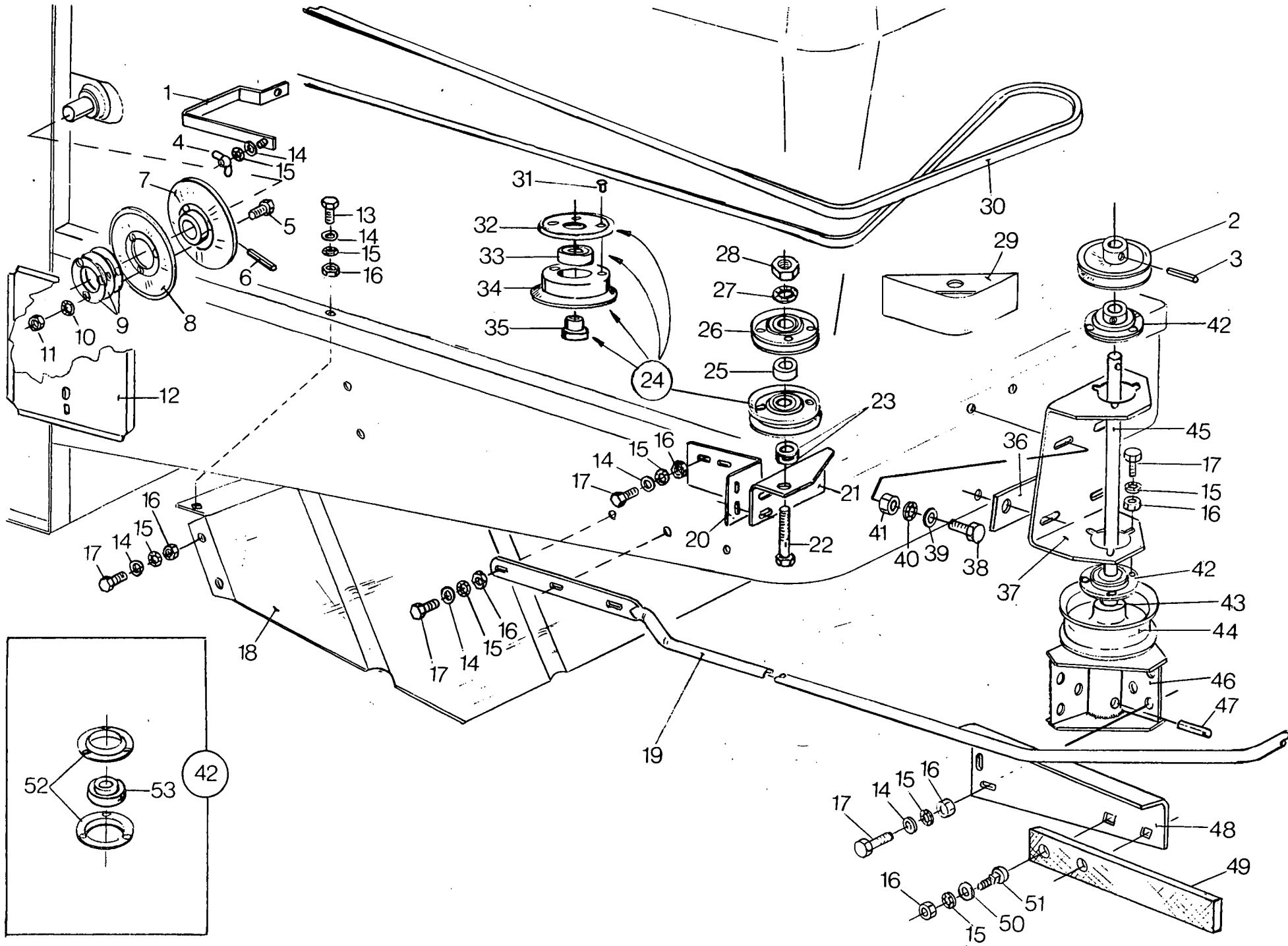
Fig.	Order Ref.	Qty.	Code	Description	N.B.
40	310045	2		Flange	
41	034439	2		Bearing	
42	300003	1		Collar	incl.fig.43
43	110016	1		Screw	
44	484007	1		Guard	
45	484004	3		Wing	Only 1520 - 1530
	488236	3		Wing	Only 1545
46	484002	1		Support	
47	120061	1		Screw	



SINGLE STRAW SPREADER  
 EPANDEUR DE PAILLE SIMPLE  
 EINFACHER STROHZERSTREUER  
 ENKELE STROVERSPREIDER

CLAYSON 1540 TYPENo. 312987  
 CLAYSON 1550 TYPENo. 314034

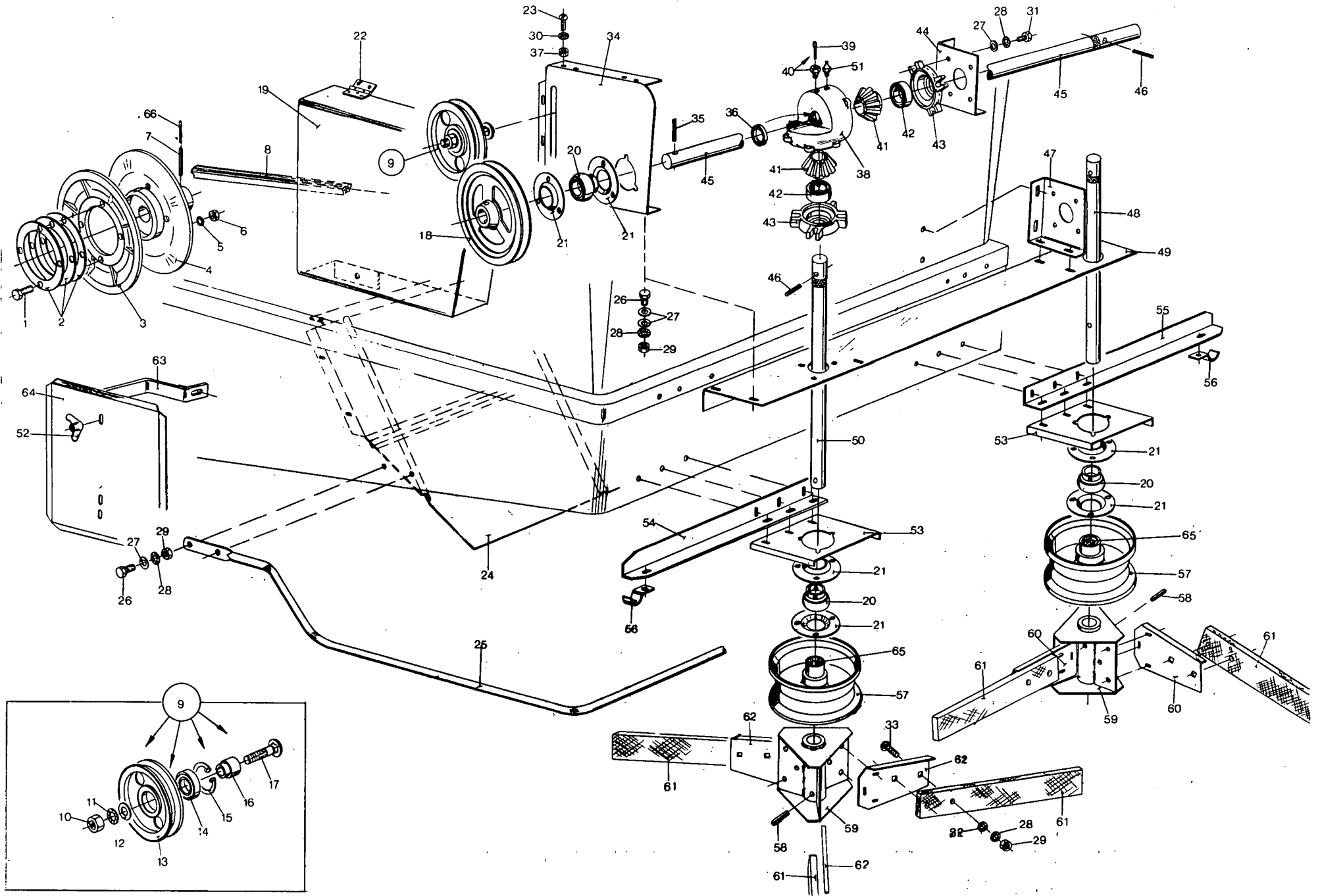
Fig.	Order Ref.	Qty.	Code	Description	N.B.
1	331300	2		Support	
2	323019	1		Sheave	
3	326207	1		Retaining pin	
4	100005	2		Wing nut	
5	210101	3		Hex. cap screw	
6	326210	1		Retaining pin	
7	323018	1		Sheave half	
8	323014	1		Sheave half	
9	323036	5		Spacer ring	
10	322357	3		Tooth lockwasher	
11	100014	3		Hex. nut	
12	331299	1		Shield plate	
13	120105	13		Hex. cap screw	
14	140016	48		Plain washer	
15	322358	40		Tooth lockwasher	
16	100015	38		Hex. nut	
17	120104	19		Hex. cap screw	
18	350615	1		Deflector	Only 1540
	350453	1		Deflector	Only 1550
19	335100	1		Guard	Only 1540
	362139	1		Guard	Only 1550
20	324789	1		Support	
21	324790	1		Support	
22	120214	1		Hex. cap screw	
23	140020	2		Washer	
24	333300	1		Idler pulley	incl.fig.31,32,33,34,35
25	333299	1		Bushing	
26	323079	1		Idler pulley	
27	140048	2		Tooth lockwasher	
28	100020	2		Hex. nut	
29	335099	1		Protection	
30	362141	1		V-belt	Only 1540
	378201	1		V-belt	Only 1550
31	130024	3		Rivet	
32	290112	1		Sheave half	
33	034439	1		Ball bearing	
34	290114	1		Sheave half	
35	200071	1		Bushing	
36	323016	1		Plate	
37	324792	1		Support	
38	120111	4		Hex. cap screw	
39	140017	4		Washer	
40	140045	4		Tooth lockwasher	
41	100016	4		Hex. nut	
42	309084	2		Flangette bearing	incl.fig.52,53
43	309354	2		Bushing	
44	309476	1		Roller w/bushing	incl.fig.43
45	324788	1		Shaft	



SINGLE STRAW SPREADER  
 EPANDEUR DE PAILLE SIMPLE  
 EINFACHER STROHZERSTREUER  
 ENKELE STROVERSPREIDER

CLAYSON 1540 TYPENo. 312987  
 CLAYSON 1550 TYPENo. 314034

Fig.	Order Ref.	Qty.	Code	Description	N.B.
46	324256	1		Support	
47	326210	1		Retaining pin	
48	309475	3		Bat pate	
49	309355	3		Rubber bat	
50	140041	6		Washer	
51	120038	6		Carriage bolt	
52	036853	4		Bearing flange	
53	325104	2		Bearing w/collar	

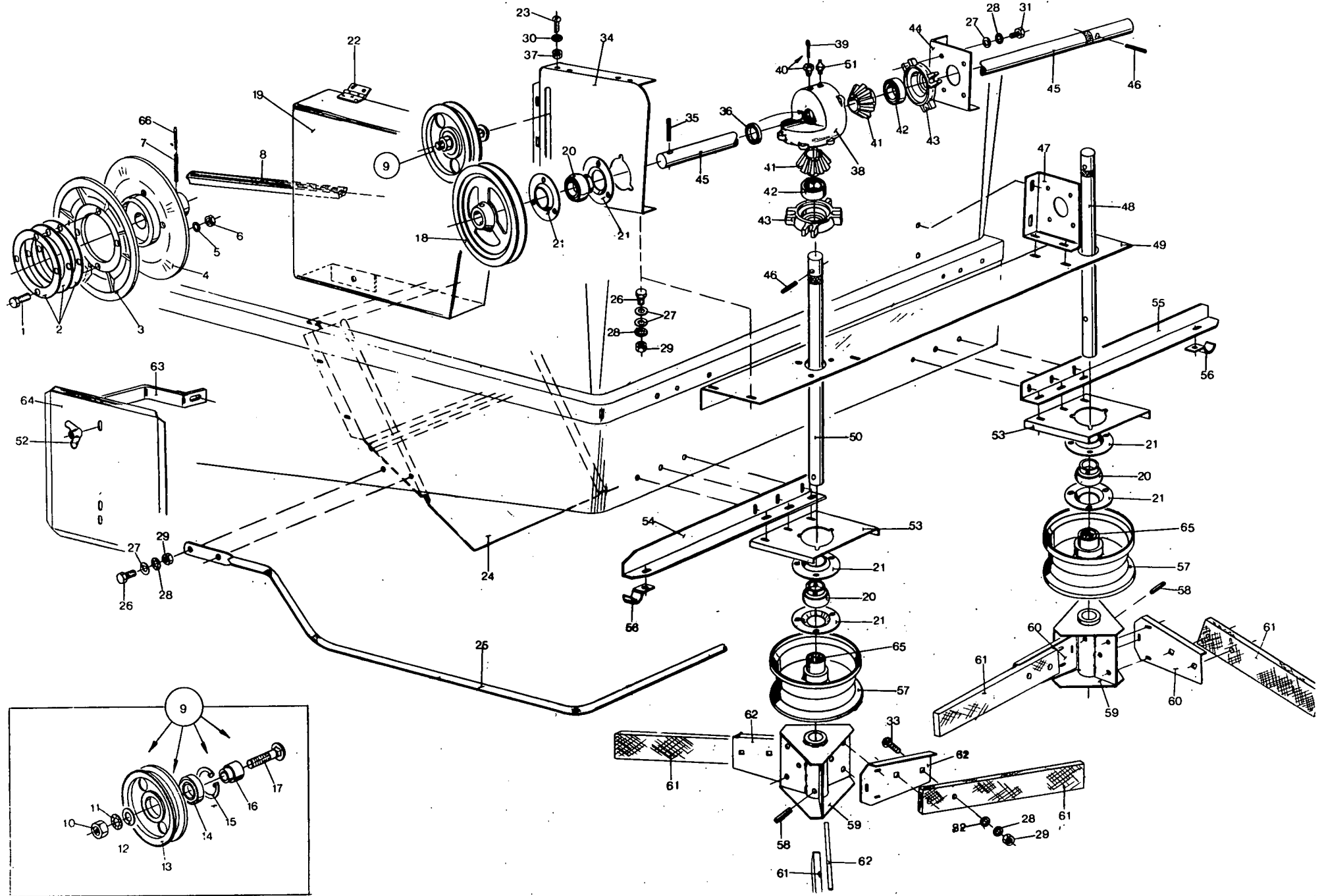




DUAL STRAW SPREADER  
 EPANDEUR DE PAILLE DOUBLE  
 DOPPELSTROHZERSTREUER  
 DUBBELE STROVERSPREIDER

CLAYSON 1550 TYPENo. 313257  
 CLAYSON 1540 TYPENo. 313256

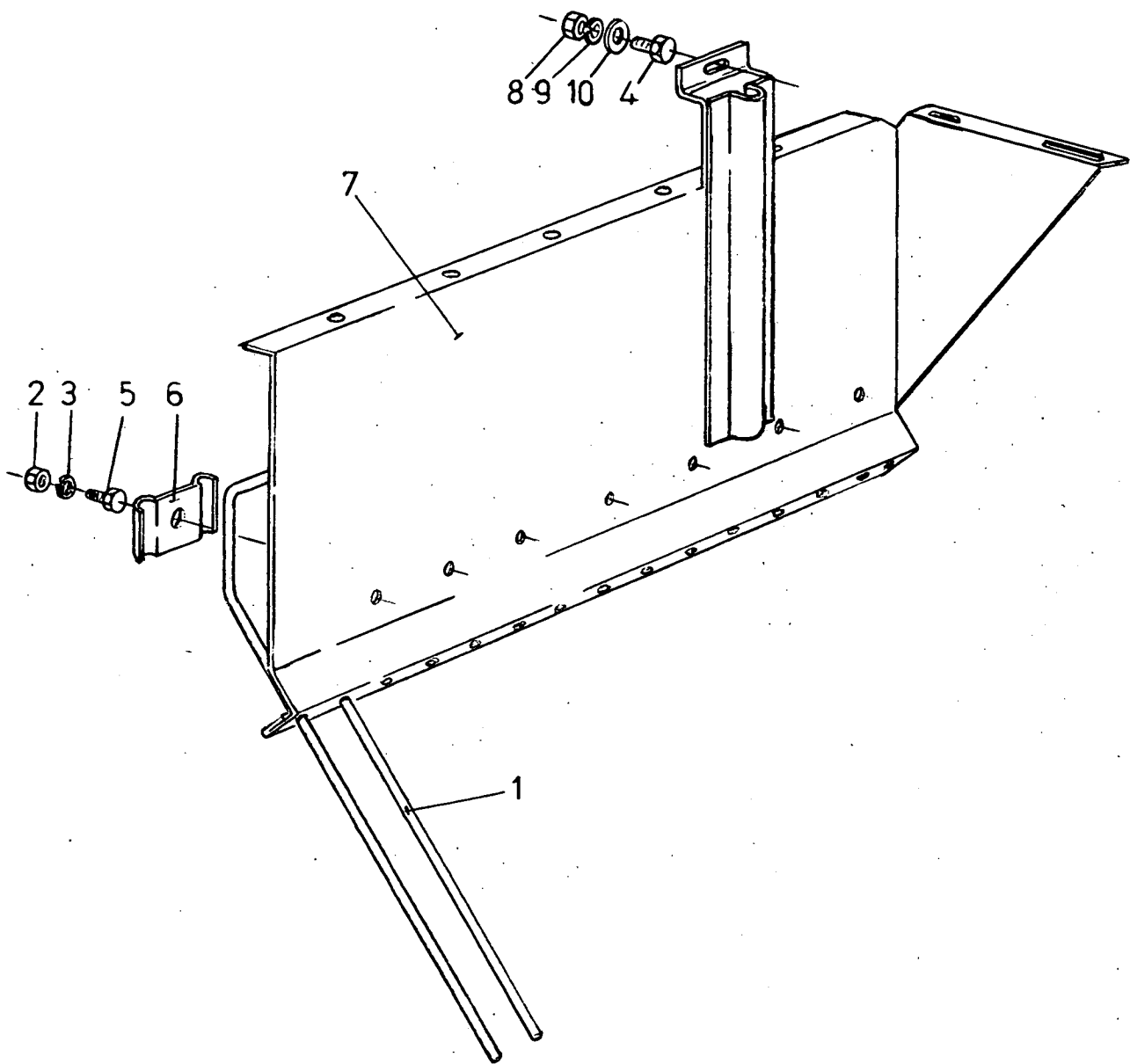
Fig.	Order Ref.	Qty.	Code	Description	N.B.
1	120104	4		Hex. cap screw	
2	309467	3		Spacer ring	
3	309358	1		Sheave half	
4	353124	1		Sheave half	
5	322357	4		Lockwasher	
6	100014	4		Hex. nut	
7	130051	1		Roll pin	
8	377164	1		"V" belt	
9	325272	1		Tension pulley assy.	incl.fig.10 through 17
10	100095	1		Hex. nut	
11	140048	1		Lockwasher	
12	140020	1		Washer	
13	290169	1		Pulley	
14	034439	1		Ball bearing	
15	370011	1		Snap ring	
16	200073	1		Bushing	
17	120047	1		Carriage bolt	
18	309360	1		"V" pulley	incl.fig.22
19	336625	1		Guard plate	
20	325103	3		Ball bearing	
21	036853	6		Bearing flange	
22	350083	2		Hinge	
23	321803	4		Machine screw	
24	350453	1		Plate	1550
	350615	1		Plate	1540
25	336622	1		Protection brace	1550
	336624	1		Protection brace	1540
26	120104	57		Hex. cap screw	
27	140016	92		Washer	
28	322358	86		Lockwasher	
29	100015	75		Hex. nut	
30	322355	4		Lockwasher	
31	120106	16		Hex. cap screw	
32	140041	12		Washer	
33	120038	12		Carriage bolt	
34	336628	1		Support	
35	326210	1		Roll pin	
36	300893	2		Oil seal	
37	100012	4		Hex. nut	
38	338993	2		Pinion housing	
39	130003	2		Cotter pin	
40	331337	2		Plug	incl.fig.39
41	390750	4		Pinion	
42	034439	4		Ball bearing	
43	309362	4		Bearing housing	
44	325283	1		Support	Left-hand
45	326148	1		Shaft	1550
	325276	1		Shaft	1540



DUAL STRAW SPREADER  
 EPANDEUR DE PAILLE DOUBLE  
 DOPPELSTROHZERSTREUER  
 DUBBELE STROVERSPREIDER

CLAYSON 1550 TYPENo. 313257  
 CLAYSON 1540 TYPENo. 313256

Fig.	Order Ref.	Qty.	Code	Description	N.B.
46	335523	4		Retaining pin	
47	325282	1		Plate	Right-hand
48	325274	1		Shaft	Right-hand
49	364718	1		Support-plate	1550
	364719	1		Support-plate	1540
50	325275	1		Shaft	Left-hand
51	332038	2		Grease fitting	
52	100005	3		Wing nut	
53	325279	2		Plate	
54	325285	1		Support angle	Left-hand
55	325724	1		Support angle	Right-hand
56	309450	2		Clip	
57	309476	2		Roller	incl.fig.65
58	326210	2		Retaining pin	
59	324256	2		Bat plate hub	
60	309478	3		Bat plate	Right-hand side
61	309355	6		Rubber bat	
62	309477	3		Bat plate	Left-hand side
63	331300	2		Support	
64	331299	1		Guard	
65	309354	4		Bushing	
66	321950	1		Roll pin	

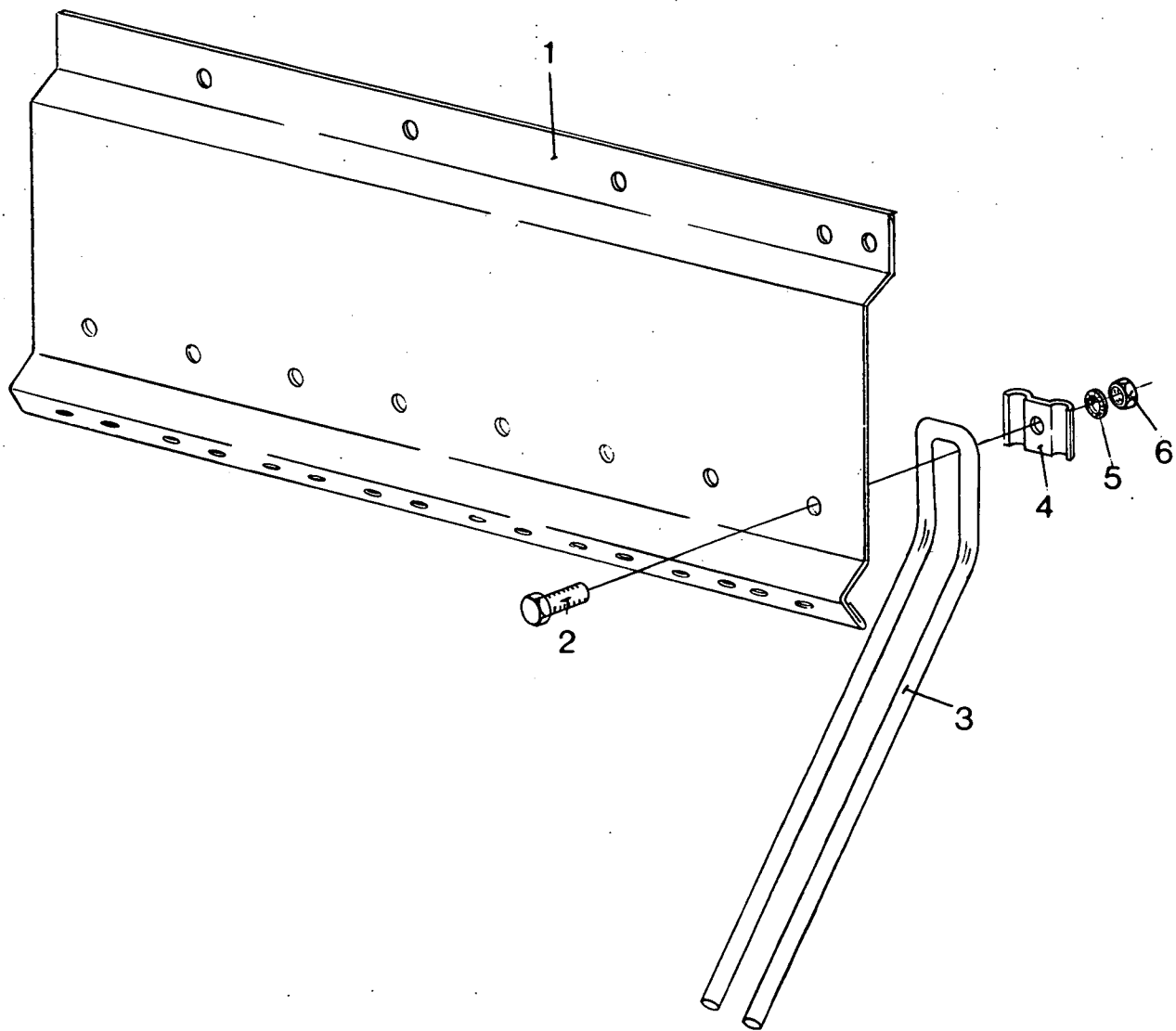


STRAW DISCHARGER IN THE STRAW HOOD  
 DEFLECTEUR DE PAILLE DANS LA HOTTE  
 STROHABWEISER IN DER STROHAUBE  
 STROGELEIDER IN STROKAP

CLAYSON 1545 - 1530 - 1520

TYPENo. 313029

Fig.	Order Ref.	Qty.	Code	Description	N.B.
1	335905	8		Rake finger	
2	100014	8		Nut	
3	322357	8		Lockwasher	
4	120104	1		Hex. cap screw	
5	120099	8		Hex. cap screw	
6	335906	8		Clamp	
7	335907	1		Plate	
8	100015	1		Nut	
9	322358	1		Lockwasher	
10	140016	1		Plain washer	

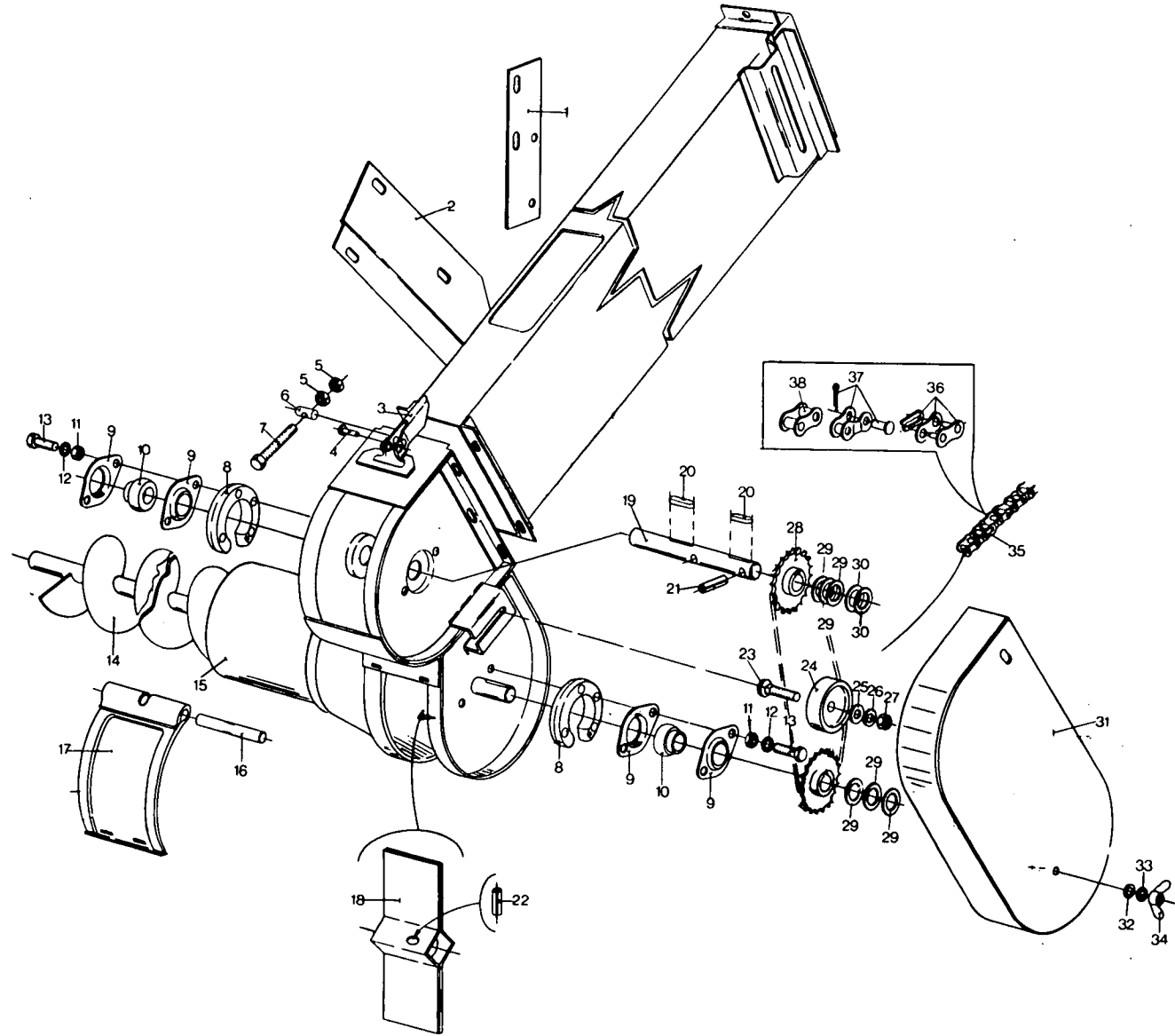


STRAW DISCHARGER IN THE STRAW HOOD  
DEFLECTEUR DE PAILLE DANS LA HOTTE  
STROHABWEISER IN DER STROHHAUBE  
STROGELEIDER IN STROKAP

CLAYSON 1550 - 1540

TYPENo. 313280

Fig.	Order Ref.	Qty.	Code	Description	N.B.
1	373037	1		Plate	
2	120099	8		Hex. cap screw	
3	335905	8		Rake finger	
4	335906	8		Clamp	
5	322357	8		Tooth lockwasher	
6	100014	8		Hex. cap screw	

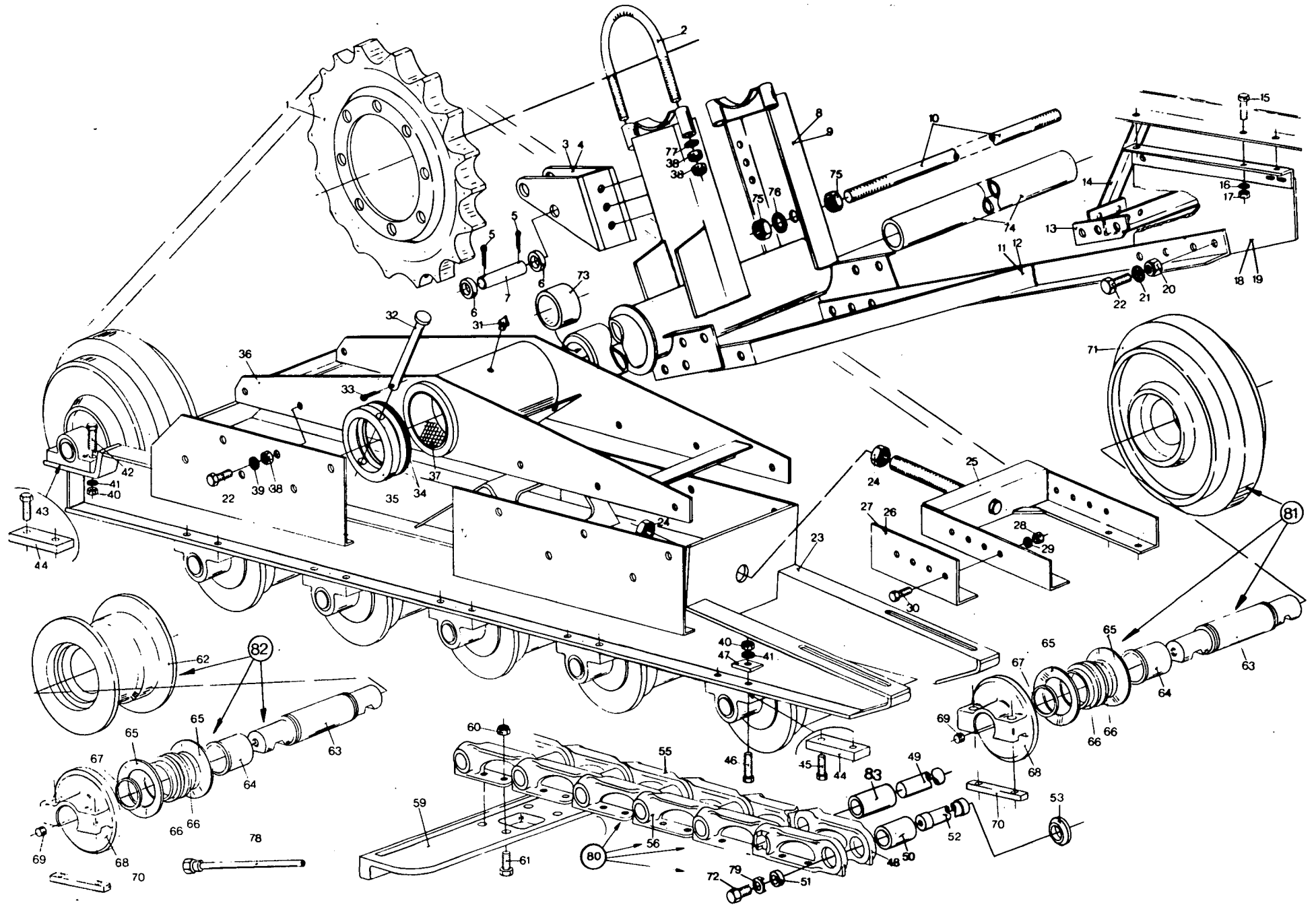




RAISED TAILINGSELEVATOR (TRACKS)  
 ELEVATEUR A OTONS REHAUSSE (CHENILLES)  
 ERHÖHTER ÜBERKEHRELEVATOR (RAUPEN)  
 VERHOOGDE TERUGVOERVIJZEL BIJ RUPSEN

CLAYSON S 1550  
 TYPENo. 315300

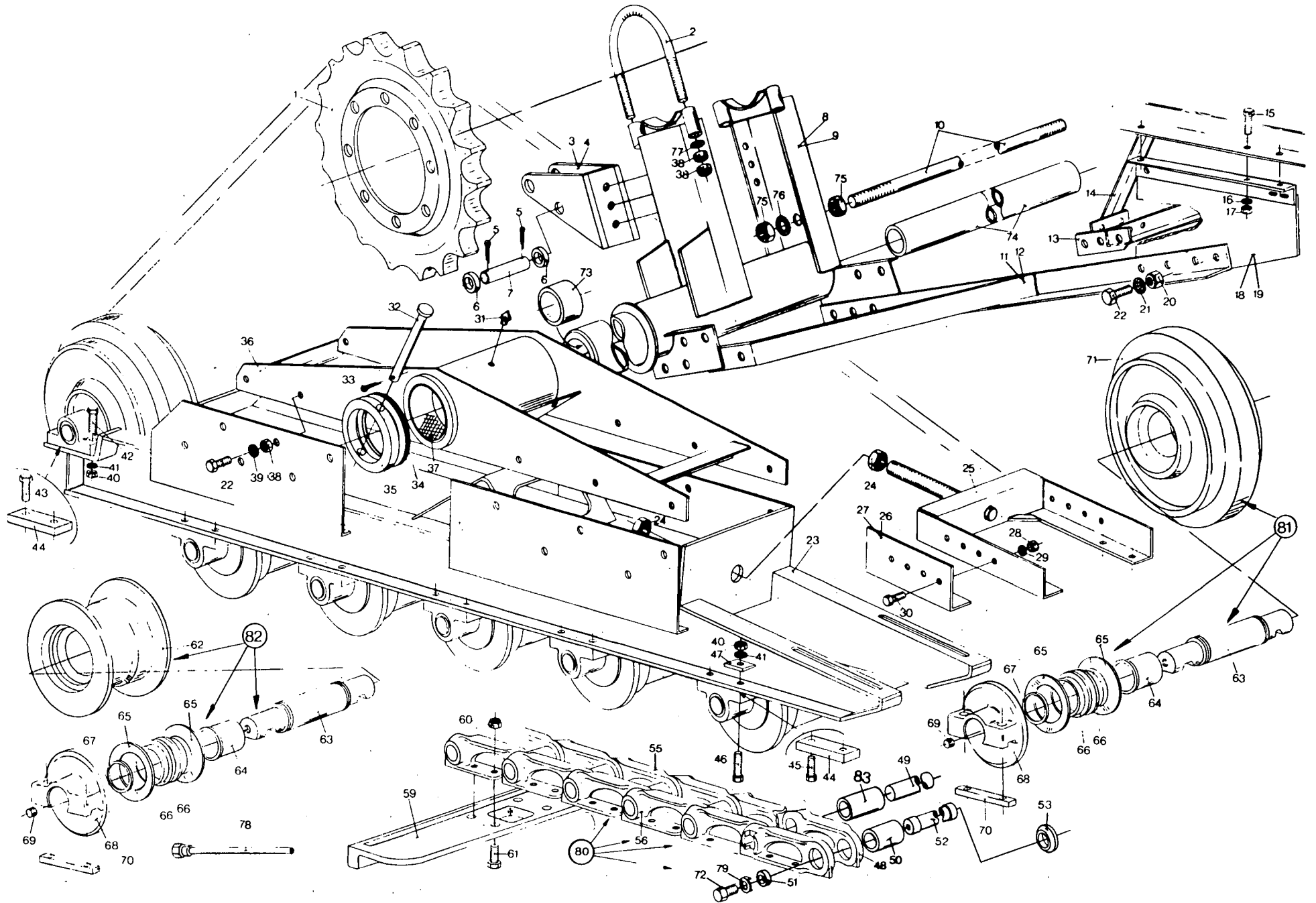
Fig.	Order Ref.	Qty.	Code	Description	N.B.
1	353670	1		Support	
2	353684	1		Support	
3	321793	1		Lock piece	
4	130070	2		Rivet	
5	100014	12		Hex. nut	
6	260190	1		Pivot shaft	
7	328873	1		Hex. cap screw	
8	336050	2		Spacer ring	
9	056128	4		Flange	
10	325103	2		Ball bearing	
11	100015	8		Hex. nut	
12	322358	8		Tooth lockwasher	
13	120107	4		Hex. cap screw	
14	353678	1		Auger	
15	353664	1		Auger bottom	incl.fig.3,4
16	260023	2		Pivot pin	
17	353674	2		Cover	
18	353677	1		Wing	
19	335691	1		Shaft	
20	170043	3		Key	
21	335523	2		Roll pin	
22	327508	1		Roll pin	
23	334682	1		Carriage bolt	
24	334970	1		Chain guide	
25	140087	1		Washer	
26	140046	1		Tooth lockwasher	
27	337475	1		Hex. nut	
28	321739	2		Sprocket	
29	140103	7		Washer	
30	140022	2		Washer	
31	353677	1		Guard	
32	140015	2		Washer	
33	322357	2		Tooth lockwasher	
34	100004	2		Wing nut	
35	321815	1		Chain compl.	incl.fig.36,37,38
36	025194	AR		Connecting link	
37	025816	AR		Offset link	
38	025805	AR		Roller link	



TRACKS  
 CHENILLES  
 RAUPEN  
 RUPSEN  
 ORUGAS

CLAYSON 1520  
 TYPENo. 314476  
 315019  
 315020  
 313858

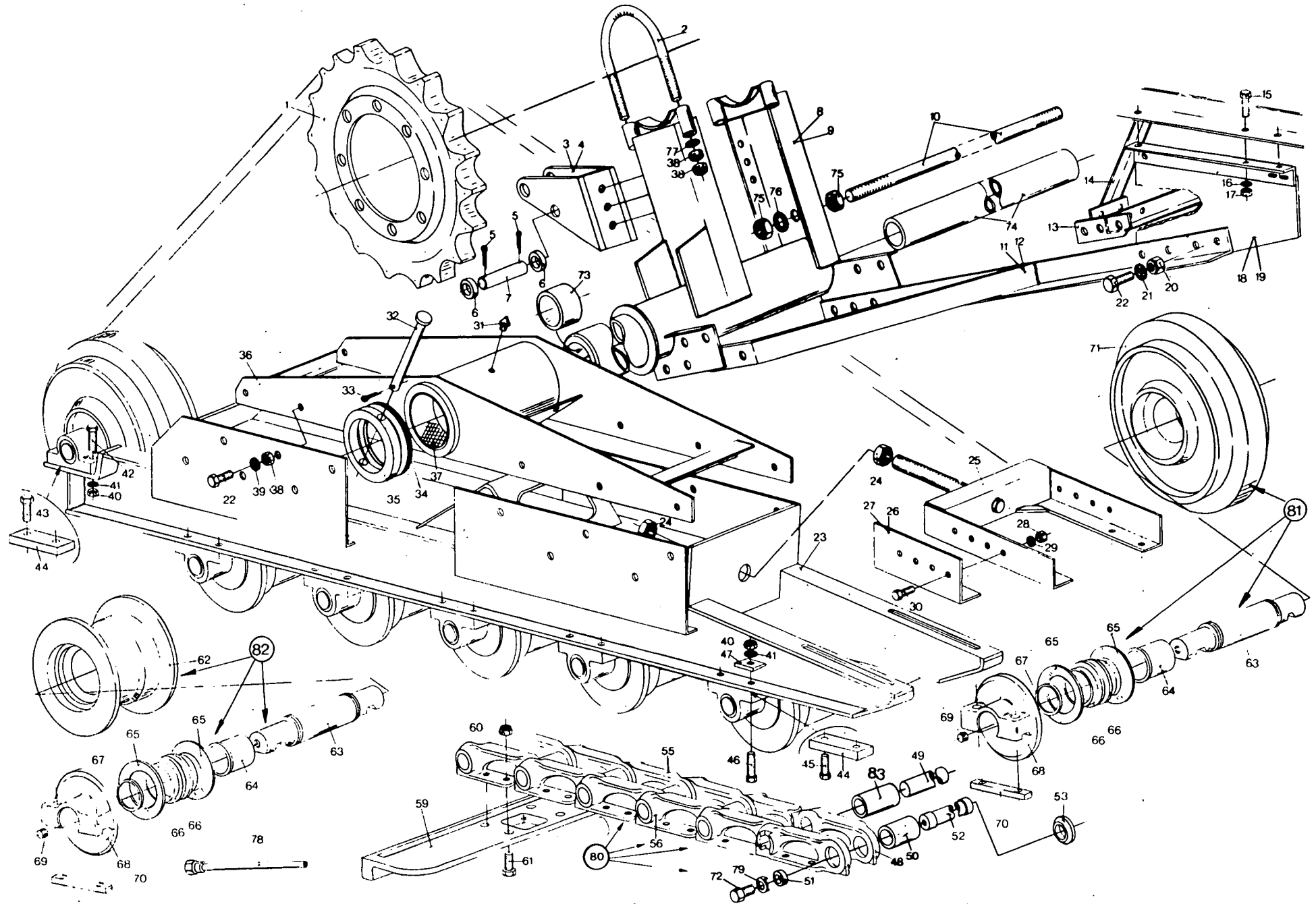
Fig.	Order Ref.	Qty.	Description	N.B.
1	355861	2	Gear	
2	355860	2	Clamp	
3	370426	1	Support	Left-hand
4	370427	1	Support	Right-hand
5	130014	4	Cotter pin	
6	140104	4	Spacer ring	
7	390035	2	Clevis pin	
8	355879	1	Support	Left-hand
9	355882	1	Support	Right-hand
10	325259	1	Connecting rod	
11	373354	1	Support	Left-hand
12	373782	1	Support	Right-hand
13	356000	1	Support	
14	374700	1	Support	
15	120111	AR	Hex. cap screw	
16	140045	AR	Tooth lockwasher	
17	100016	AR	Hex. nut	
18	373505	1	Support	Left-hand
19	373786	1	Support	Right-hand
20	100039	18	Hex. nut	
21	140020	52	Plain washer	
22	120089	24	Hex. cap screw	
23	355983	2	Carrier	
24	325290	4	Hex. nut	
25	395367	2	Fork	
26	355897	2	Guide	Left-hand
27	355898	2	Guide	Right-hand
28	337475	16	Hex. nut	
29	140046	16	Tooth lockwasher	
30	120121	16	Hex. cap screw	
31	321204	2	Grease fitting	
32	330664	2	Pin	
33	130008	2	Cotter pin	
34	325261	12	Spacer ring	
35	330665	2	Ring	
36	355976	2	Bearing support	Incl. Fig. 37
37	330744	4	Bushing	
38	100020	28	Hex. nut	
39	140048	28	Tooth lockwasher	
40	100019	56	Hex. nut	
41	140047	56	Tooth lockwasher	
42	300394	8	Hex. cap screw	
43	120252	8	Hex. cap screw	
44	355889	28	Intermediate piece	
45	120237	48	Hex. cap screw	
46	120086	56	Hex. cap screw	
47	300526	40	Intermediate piece	
48	378380	1	Connecting link	Right-hand



TRACKS  
 CHENILLES  
 RAUPEN  
 RUPSEN  
 ORUGAS

CLAYSON 1520  
 TYPENo. 314476  
 315019  
 315020  
 313858

Fig.	Order Ref.	Qty.	Code	Description	N.B.
49	378387	62		Pin	
50	378388	64		Bushing	
51	378383	2		Washer	
52	378385	2		Connecting shaft	
53	378381	64		Rubber seal ring	
55	378390	62		Link	Right-hand
56	378389	62		Link	Left-hand
59	355971	64		Track shoe	600 mm, without rubber
60	100038	256		Hex. lock nut	
61	410532	256		Hex. cap screw	For track shoe without rubber, L = 55 mm
62	395008	10		Roller	
63	395009	14		Shaft	
64	395011	24		Bearing bushing	
65	395013	28		Seal ring	
66	395012	56		Bushing	
67	371678	28		Ring	
68	395010	28		Support	
69	371679	14		Plug	
70	395014	28		Flat key	
71	395054	4		Guide wheel	
72	301564	28		Special bolt	
73	365978	2		Bushing	
74	365980	1		Connecting tube	
75	300355	4		Hex. nut	
76	321245	4		Tooth lockwasher	
77	140020	10		Plain washer	
78	375866	1		Grease tube	
79	378382	1		Safety washer	
80	378346	2		Complete chain 32 links	without track shoe incl.fig.48 thru 56, 72 and 79
81	395055	4		Guide wheel compl.	incl.fig.63 through 71
82	395017	10		Roller wheel compl.	incl.fig.62 through 70
83	424078	1		Bushing	

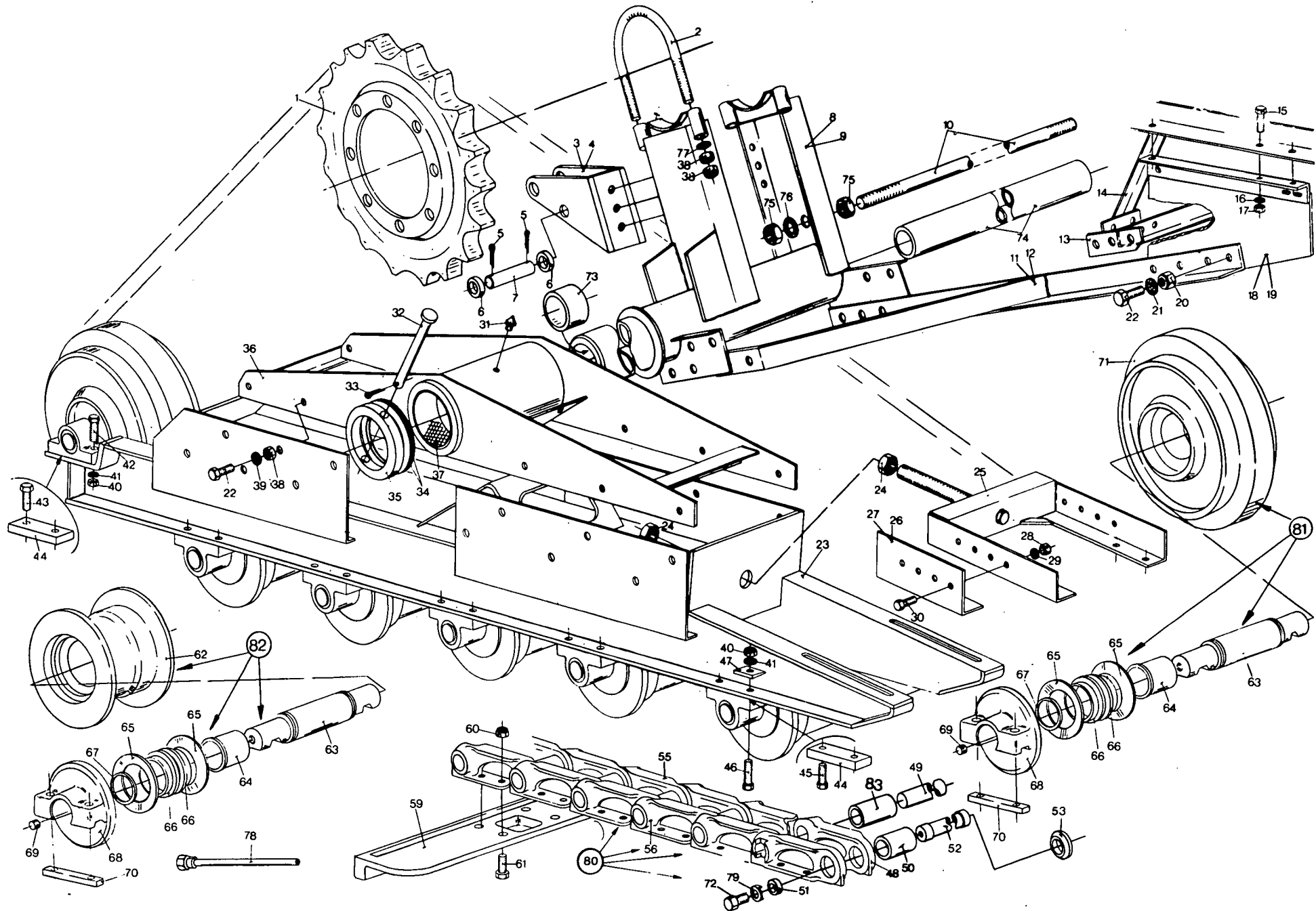


TRACKS  
CHENILLES  
RAUPEN  
RUPSEN  
ORUGAS

CLAYSON 1530

TYPENo. 314477  
313853  
313858  
315019  
315020

Fig.	Order Ref.	Qty.	Code	Description	N.B.
1	355861	2		Gear	
2	355860	2		Clamp	
3	370426	1		Support	Left-hand
4	370427	1		Support	Right-hand
5	130014	4		Cotter pin	
6	140104	4		Spacer ring	
7	390035	2		Clevis pin	
8	355879	1		Support	Left-hand
9	355882	1		Support	Right-hand
10	325259	1		Connecting rod	
11	368321	1		Support	Left-hand
12	368319	1		Support	Right-hand
13	356000	1		Support	
14	368322	1		Support	
15	120111	AR		Hex. cap screw	
16	140045	AR		Tooth lockwasher	
17	100016	AR		Hex. nut	
18	368274	1		Support	Left-hand
19	368316	1		Support	Right-hand
20	100039	18		Hex. nut	
21	140020	52		Plain washer	
22	120089	24		Hex. cap screw	
23	355983	2		Carrier	
24	325290	4		Hex. nut	
25	395367	2		Fork	
26	355897	2		Guide	Left-hand
27	355898	2		Guide	Right-hand
28	337475	16		Hex. nut	
29	140046	16		Tooth lockwasher	
30	120121	16		Hex. cap screw	
31	321204	2		Grease fitting	
32	330664	2		Pin	
33	130008	2		Cotter pin	
34	325261	12		Spacer ring	
35	330665	2		Ring	
36	355976	2		Bearing support	incl.fig.37
37	330744	4		Bushing	
38	100020	28		Hex. nut	
39	140048	28		Tooth lockwasher	
40	100019	56		Hex. nut	
41	140047	56		Tooth lockwasher	
42	300394	8		Hex. cap screw	
43	120252	8		Hex. cap screw	
44	355889	28		Intermediate piece	
45	120237	48		Hex. cap screw	
46	120086	8		Hex. cap screw	
47	300526	40		Intermediate piece	
48	378380	1		Connecting link	Right-hand



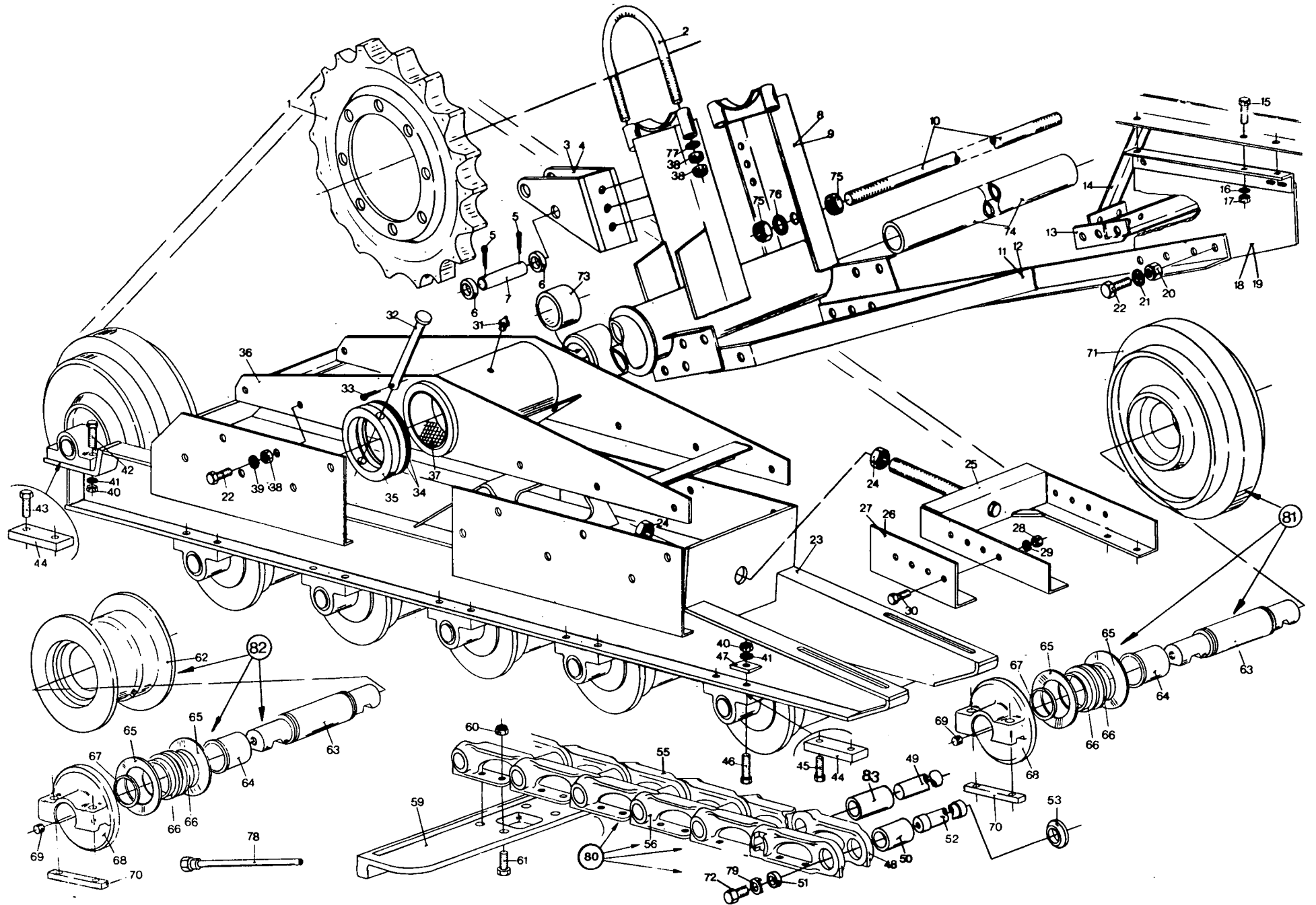


TRACKS  
CHENILLES  
RAUPEN  
RUPSEN  
ORUGAS

CLAYSON 1530

TYPENO. 314477  
313853  
313858  
315019  
315020

Fig.	Order Ref.	Qty.	Code	Description	N.B.
49	378387	62		Pin	
50	422778	62		Bushing	
51	378383	2		Washer	
52	378385	2		Connecting shaft	
53	424077	62		Ring	
55	378390	62		Link	Right-hand
56	378389	64		Link	Left-hand
59	355890	32		Track shoe	700 mm, without rubber left-hand
	355891	32		Track shoe	700 mm, without rubber right-hand
	355971	64		Track shoe	600 mm, without rubber
60	100038	256		Hex. lock nut	
61	410532	256		Hex. cap screw	For track shoe without rubber, L = 55 mm
62	395008	10		Roller	
63	395009	14		Shaft	
64	395011	24		Bearing bushing	
65	395013	28		Seal ring	
66	395012	56		Bushing	
67	371678	28		Ring	
68	395010	28		Support	
69	371679	14		Plug	
70	395014	28		Flat key	
71	395054	4		Guide wheel	
72	301564	28		Special bolt	
73	365978	2		Bushing	
74	365980	1		Connecting tube	
75	300355	4		Hex. nut	
76	321245	4		Tooth lockwasher	
77	140020	10		Plain washer	
78	375866	1		Grease tube	
79	378382	1		Safety washer	
80	423415	2		Complete chain 32 links	without track shoe incl.fig.48 thru 56,72 and 79,83
81	395055	4		Guide wheel compl.	incl.fig.63 through 71
82	395017	10		Roller wheel compl.	incl.fig.62 through 70
83	424078	1		Bushing	

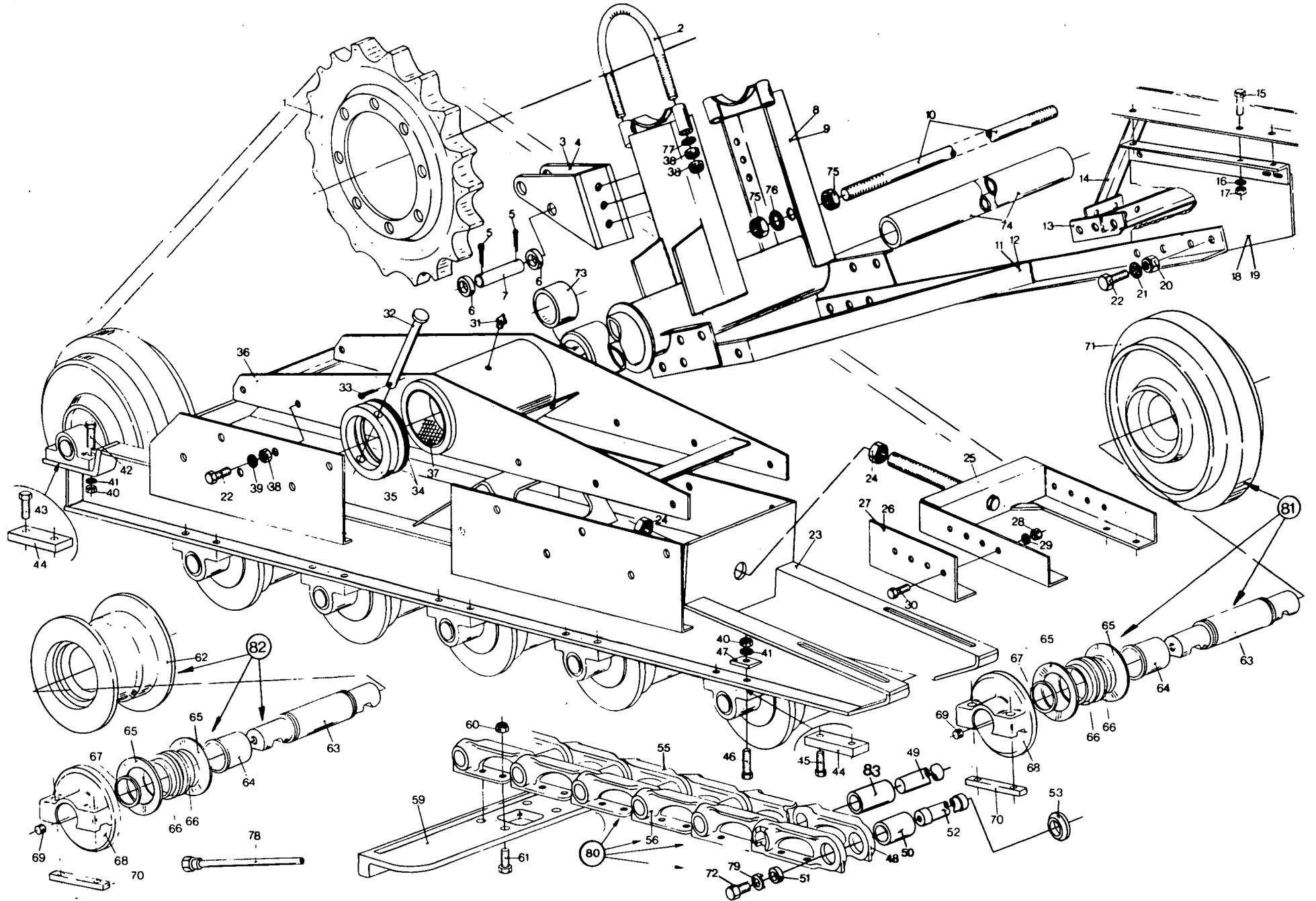


TRACKS  
CHENILLES  
RAUPEN  
RUPSEN  
ORUGAS

CLAYSON 1545

TYPE No. 314478  
313853  
313858  
315019  
315020

Fig.	Order Ref.	Qty.	Code	Description	N.B.
1	355861	2		Gear	
2	355860	2		Clamp	
3	370426	1		Support	Right-hand
4	370427	1		Support	Left-hand
5	130014	4		Cotter pin	
6	140104	4		Spacer ring	
7	390035	2		Clevis pin	
8	355879	1		Support	Left-hand
9	355882	1		Support	Right-hand
10	330691	1		Connecting rod	
11	368321	1		Support	Left-hand
12	368319	1		Support	Right-hand
13	355864	1		Support	
14	370430	1		Support	
15	120111	AR		Hex. cap screw	
16	140045	AR		Tooth lockwasher	
17	100016	AR		Hex. nut	
18	368274	1		Support	Left-hand
19	368316	1		Support	Right-hand
20	100039	18		Hex. nut	
21	140020	52		Plain washer	
22	120089	24		Hex. cap screw	
23	355983	2		Carrier	
24	325290	4		Hex. cap screw	
25	395367	2		Fork	
26	355897	2		Guide	Right-hand
27	355898	2		Guide	Left-hand
28	337475	16		Hex. nut	
29	140046	16		Tooth lockwasher	
30	120121	16		Hex. cap screw	
31	321204	2		Grease fitting	
32	330664	2		Pin	
33	130008	2		Cotter pin	
34	325261	12		Spacer ring	
35	330665	2		Ring	
36	355976	2		Bearing support	incl.fig.37
37	330744	4		Bushing	
38	100020	28		Hex. nut	
39	140048	28		Tooth lockwasher	
40	100019	56		Hex. nut	
41	140047	56		Tooth lockwasher	
42	300394	8		Hex. cap screw	
43	120252	8		Hex. cap screw	
44	355889	28		Intermediate piece	
45	120237	48		Hex. cap screw	
46	120086	56		Hex. cap screw	
47	300526	40		Intermediate piece	
48	378380	1		Connecting link	Right-hand

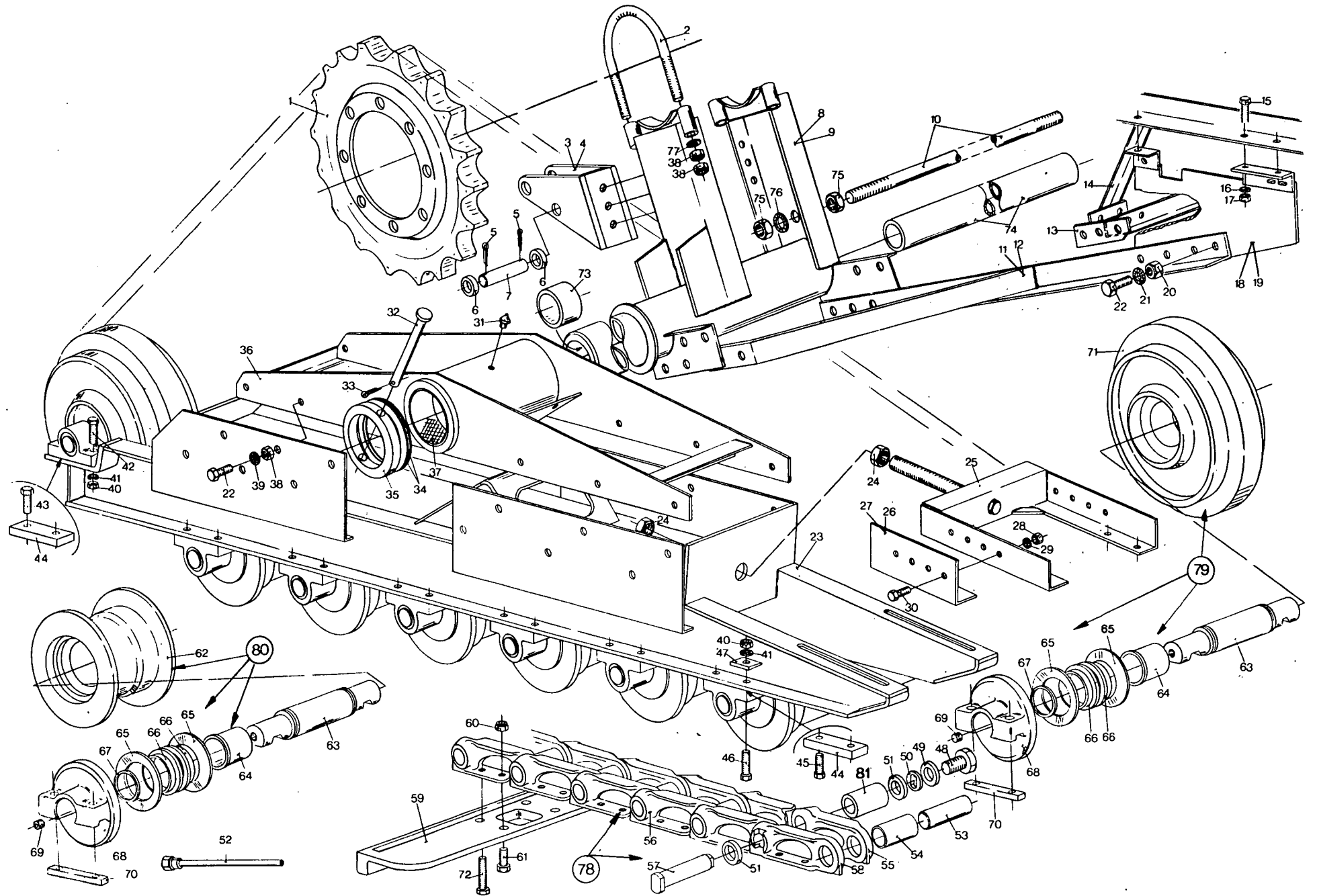


TRACKS  
CHENILLES  
RAUPEN  
RUPSEN  
ORUGAS

CLAYSON 1545

TYPENo. 314478  
313853  
313858  
315019  
315020

Fig.	Order Ref.	Qty.	Code	Description	N.B.
49	378387	62		Pin	
50	422778	64		Bushing	
51	378383	2		Washer	
52	378385	2		Connecting shaft	
53	424077	63		Ring	
55	378390	62		Link	Right-hand
56	378389	64		Link	Left-hand
59	355890	32		Track shoe	700 mm, without rubber left-hand
	355891	32		Track shoe	700 mm, without rubber right-hand
	355971	64		Track shoe	600 mm, without rubber
60	100038	256		Hex. lock nut	
61	410532	256		Hex. cap screw	For track shoe without rubber, L = 55 mm
62	395008	10		Roller	
63	395009	14		Shaft	
64	395011	28		Bearing bushing	
65	395013	56		Seal ring	
66	395012	56		Bushing	
67	371678	28		Ring	
68	395010	28		Support	
69	371679	14		Plug	
70	395014	28		Flat key	
71	395054	4		Guide wheel	
72	301564	1		Special bolt	
73	365978	2		Bushing	
74	365979	1		Connecting tube	
75	300355	4		Hex. nut	
76	321245	4		Tooth lockwasher	
77	140020	10		Plain washer	
78	375866	1		Grease tube	
79	378382	1		Safety washer	
80	423415	2		Complete chain 32 links	Without track shoe incl.fig.48 thru 56,72 and 79, 83
81	395055	4		Guide wheel compl.	incl.fig.63 through 71
82	395017	10		Roller wheel compl.	incl.fig.62 through 70
83	424078	1		Bushing	

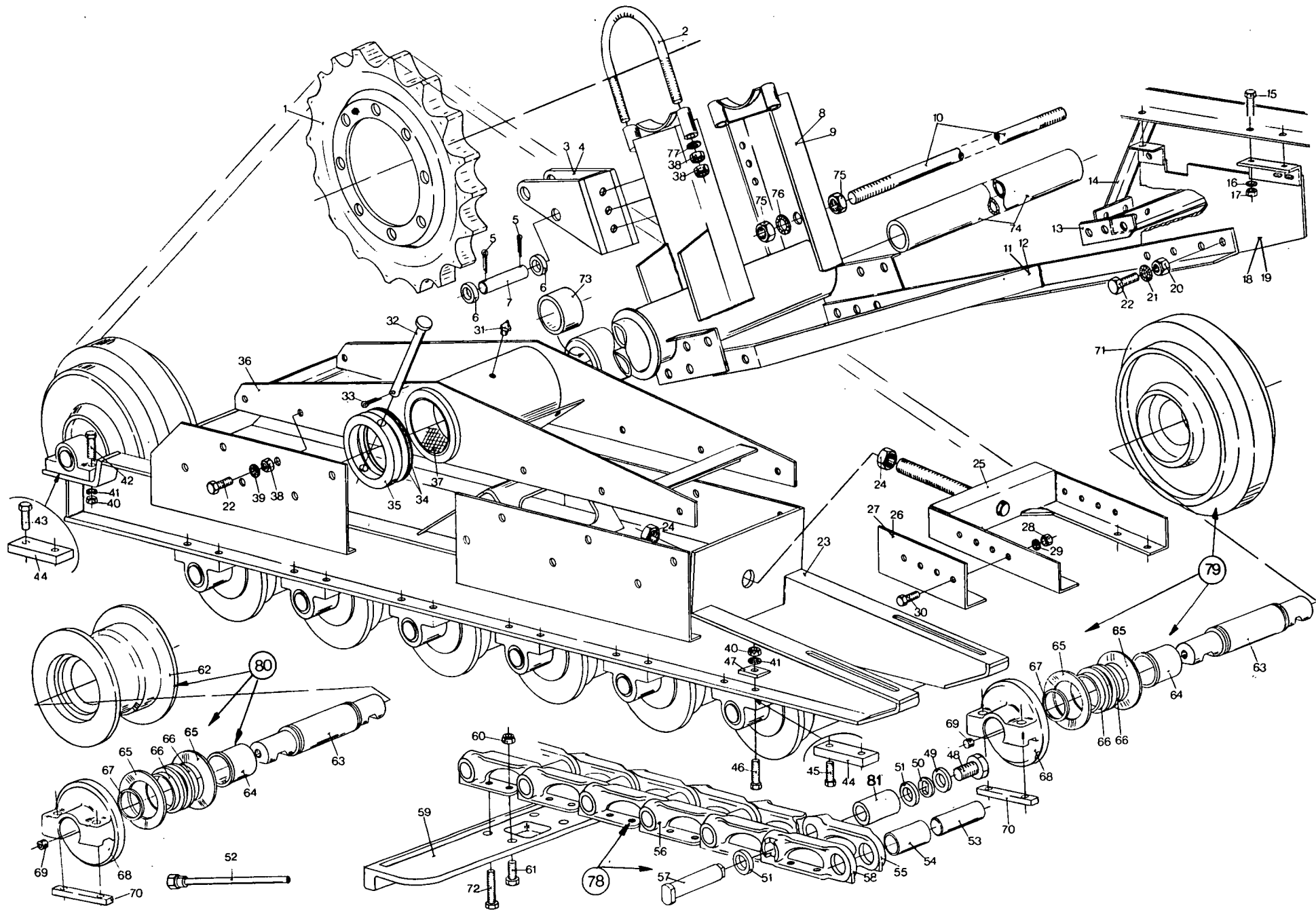


TRACKS  
 CHENILLES  
 RAUPEN  
 RUPSEN  
 CADENAS DE ORUGA

S 1550 TYPENo. 313840 - 313842  
 313844 - 313847  
 313848 - 315017  
 315018

S 1540 TYPENo. 313852 - 313853  
 1540 313856 - 313857  
 313858 - 315019  
 315020

Fig.	Order Ref.	Qty.	Code	Description	N.B.
1	355861	2		Gear	
2	355860	2		Clamp	
3	355849	1		Support	Right-hand
4	355850	1		Support	Left-hand
5	130014	4		Cotter pin	
6	332673	4		Spacer ring	
7	355868	2		Clevis pin	
8	355879	1		Support	Left-hand
9	355882	1		Support	Right-hand
10	330691	1		Connecting rod	Only S 1550
	325259	1		Connecting rod	Only S 1540 - 1540
11	355839	1		Support	Left-hand
12	355842	1		Support	Right-hand
13	355864	1		Support	Only S 1550
	356000	1		Support	Only S 1540 - 1540
14	355846	1		Support	Only S 1550
	356001	1		Support	Only S 1540 - 1540
15	120201	AR		Hex. cap screw	
16	140045	AR		Tooth lockwasher	
17	100016	AR		Hex. nut	
18	355856	1		Support	Left-hand
19	355859	1		Support	Right-hand
20	100039	18		Hex. nut	
21	140190	52		Plain washer	
22	120089	30		Hex. cap screw	
23	355926	1		Carrier	Only S 1550
	355983	1		Carrier	Only S 1540 - 1540
24	325290	4		Hex. nut	
25	395367	2		Fork	
26	355897	1		Guide	Right-hand
27	355898	1		Guide	Left-hand
28	337475	16		Hex. nut	
29	140046	16		Tooth lockwasher	
30	120121	16		Hex. cap screw	
31	321204	2		Grease fitting	
32	330664	2		Pin	
33	130008	2		Cotter pin	
34	325261	12		Spacer ring	
35	330665	2		Ring	
36	355911	2		Bearing support	incl.fig.37 only S 1550
	355976	2		Bearing support	incl.fig.37 only S 1540 - 1540
37	330744	4		Bushing	
38	100020	28		Hex. nut	
39	140048	28		Tooth lockwasher	
40	100019	56		Hex. nut	
41	140047	56		Tooth lockwasher	
42	300394	8		Hex. cap screw	
43	120252	8		Hex. cap screw	



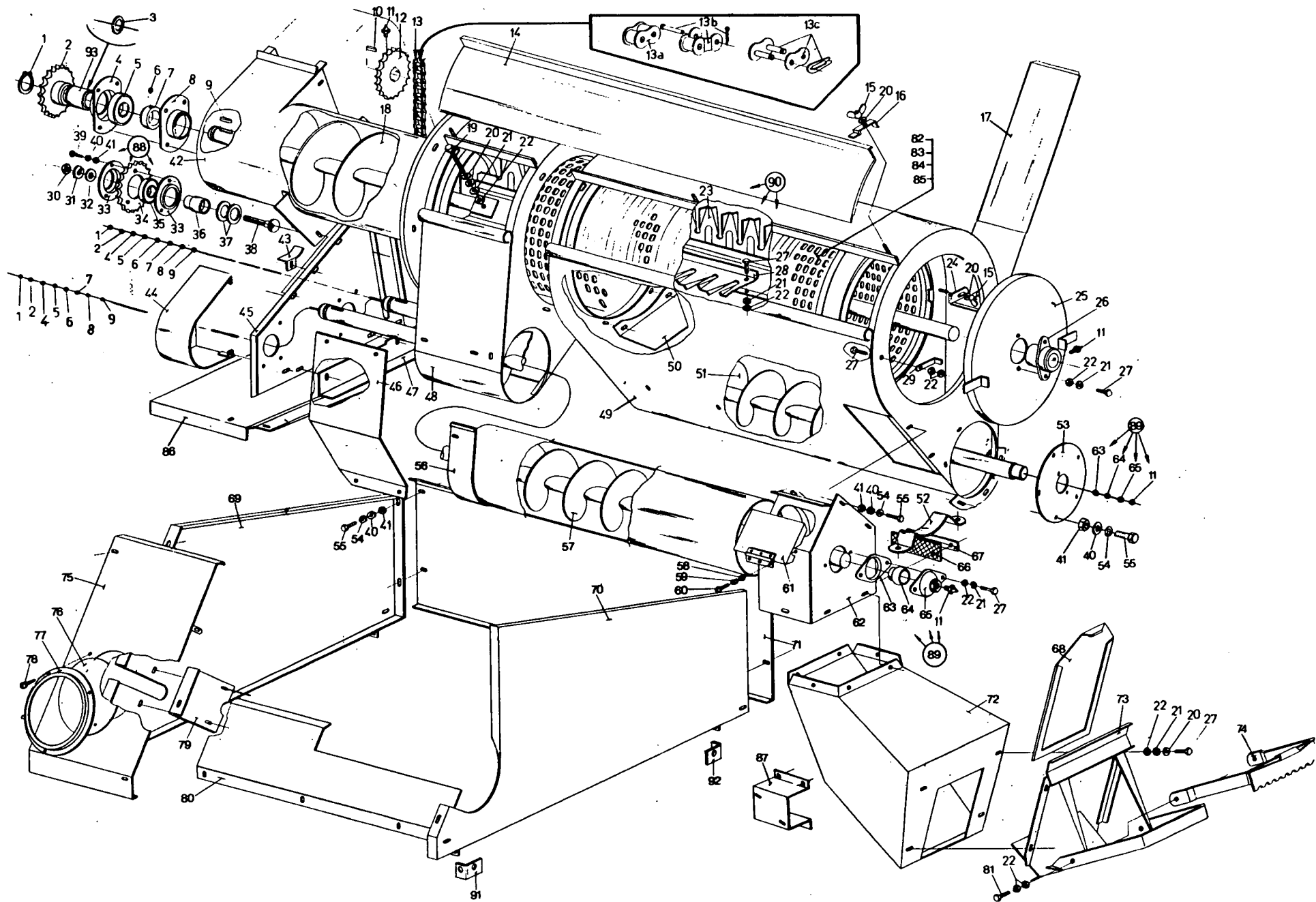


TRACKS  
CHENILLES  
RAUPEN  
RUPSEN  
CADENAS DE ORUGA

S 1550 TYPENo. 313840 – 313842  
313844 – 313847  
313848 – 315017  
315018

S 1540 TYPENo. 313852 – 313853  
1540 313856 – 313857  
313858 – 315019  
315020

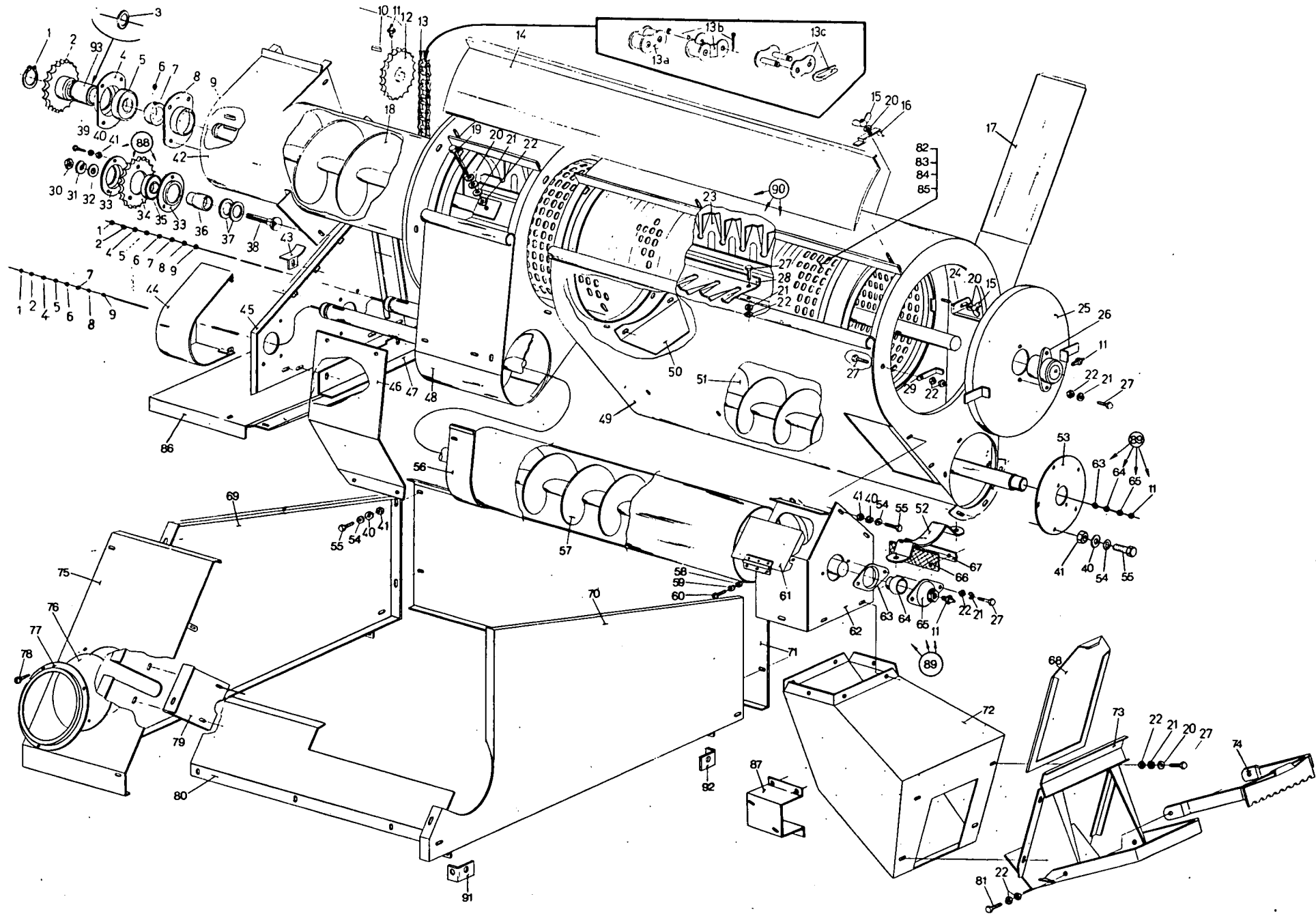
Fig.	Order Ref.	Qty.	Code	Description	N.B.
44	355889	28		Intermediate plate	
45	120237	48		Hex. cap screw	
46	120086	56		Hex. cap screw	
47	300526	48		Intermediate plate	
48	301564	2		Hex. cap screw	
49	378382	2		Plain washer	
50	378383	2		Plain washer	
51	424077	4		Ring	
52	375866	2		Grease pipe	
53	378387	68		Pin	
54	422778	68		Bushing	
55	378390	68		Link	Right-hand
56	378389	70		Link	Left-hand
57	378385	2		Connecting shaft	
58	378380	2		Connecting link	
59	357264	35		Track shoe	700 mm, with rubber, right-hand
	357263	35		Track shoe	700 mm, with rubber, left-hand
	355890	35		Track shoe	700 mm, without rubber, left-hand
	355891	35		Track shoe	700 mm, without rubber, right-hand
	357265	70		Track shoe	600 mm, with rubber
	355971	70		Track shoe	600 mm, without rubber
60	100038	280		Hex. lock nut	
61	120082	140		Hex. cap screw	For track shoe with rubber L = 60 mm
	120121	140		Hex. cap screw	For track shoe with rubber L = 40 mm
	410532	280		Hex. cap screw	For track shoe without rubber L = 55 mm
62	395008	12		Roller	
63	395009	16		Shaft	
64	395011	28		Bearing bushing	
65	395013	32		Seal ring	Outside
66	395012	64		Bushing	
67	371678	64		Ring	
68	394010	64		Support	
69	371679	16		Plug	
70	395014	64		Flat key	
71	395054	4		Guide wheel	
72	120083	140		Hex. cap screw	For track shoe with rubber L = 70 mm
	120084	140		Hex. cap screw	For track shoe with rubber L = 80 mm
73	365978	2		Bushing	
74	365979	1		Connecting tube	Only S 1550
	365980	1		Connecting tube	Only S 1540 - 1540
75	300355	4		Hex. nut	
76	321245	4		Tooth lockwasher	
77	140020	10		Plain washer	
78	423415	2		Chain compl.	32 links incl.fig.48 thru 57,81 S1540-1540
	422782	2		Chain compl.	35 links incl.fig.48 thru 57,81 S1550
79	395055	4		Guide wheel compl.	incl.fig.63 through 71
80	395017	10		Roller wheel compl.	incl.fig.62 through 70
81	424078	1		Bushing	



SORTER ON GRAINTANK  
 TRIEUR SUR TREMIE  
 SORTIERZYLINDER AUF KORNTANK  
 SORTEERDER OP GRAANTANK

CLAYSON 1520    TYPENo. 312094  
 1530            311697

Fig.	Nr.	A-Q	Description	N.B.
1	370003	3	Snap ring	
2	270022	3	Sprocket	
3	140108	1	Washer	Only 1520
4	310046	3	Housing	
5	210043	3	Bearing	
6	110016	3	Screw	
7	300004	3	Collar	Incl. Fig. 6
8	310080	3	Cover	
9	170005	3	Key	Only 1520
	170006	3	Key	Only 1530
10	170043	1	Key	
11	332038	4	Grease fitt	
12	270019	1	Sprocket	Incl. Fig. 11
13	324628	1	Chain	Incl. Fig. 13a, 13b, 13c
13a	230027	AR	Link	
13b	230119	AR	Link	
13c	230031	AR	Link	
14	310106	1	Cover	
15	100005	5	Nut	
16	483284	3	Clamp	
17	324516	1	Plate	
18	328807	1	Auger	Only 1520
	240108	1	Auger	Only 1530
19	120062	2	Screw	
20	140016	80	Washer	
21	140027	70	Lockwasher	
22	100015	74	Nut	
23	483260	1	Pad	
24	484865	2	Clamp	
25	310029	1	Cover	
26	320038	1	Flange	Incl. Fig. 11
27	120104	64	Screw	
28	483264	2	Pad	
29	483283	2	Clamp	
30	100020	1	Nut	
31	140031	1	Lockwasher	
32	140020	1	Washer	
33	310146	2	Cover	
34	270064	1	Sprocket	
35	210042	1	Bearing	
36	324622	1	Bushing	
37	140102	2	Washer	
38	120048	1	Screw	
39	120100	10	Screw	
40	140026	54	Lockwasher	
41	100014	54	Nut	
42	328805	1	Pipe	Only 1520
	324557	1	Pipe	Only 1530



SORTER ON GRAINTANK  
 TRIEUR SUR TREMIE  
 SORTIERZYLINDER AUF KORNTANK  
 SORTEERDER OP GRAANTANK

CLAYSON 1520 TYPENo. 312094  
 1530 311697

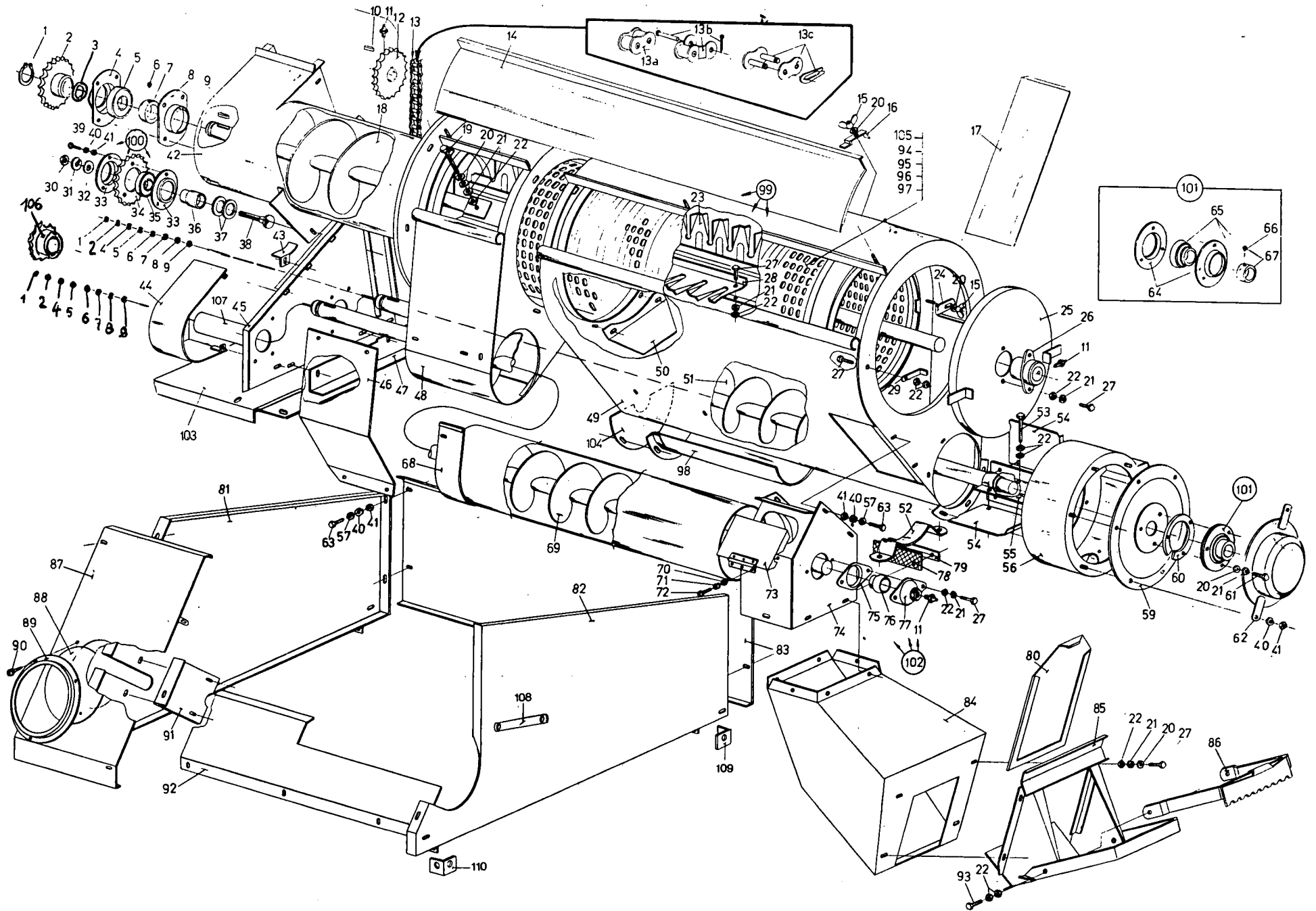
Fig.	Nr.	A-Q	Description	N.B.
43	488988	1	Guide	
44	360267	1	Guard	
45	324594	1	Plate	
46	324554	1	Plate	
47	324593	1	Plate	
48	324529	1	Casing	
49	324515	1	Casing	
50	488987	1	Plate	
51	328812	1	Auger	Only 1520
	320923	1	Auger	Only 1530
52	324630	1	Support	
53	324629	1	Cover	
54	140040	18	Washer	
55	120099	35	Screw	
56	324552	1	Pipe	
57	328863	1	Auger	Only 1520
	240109	1	Auger	Only 1530
58	100012	2	Nut	
59	140024	2	Lockwasher	
60	321803	2	Screw	
61	324542	1	Cover	
62	324544	1	Casing	
63	310143	2	Flange	
64	210090	2	Bushing	
65	310144	2	Flange	Incl. Fig. 11
66	324550	1	Curtain	
67	324551	1	Slat	
68	310030	1	Plate	
69	324586	1	Extension	Right-hand
70	324584	1	Extension	Left-hand
71	324592	1	Extendion	Rear
72	324624	1	Casing	
73	324559	1	Support	
74	485483	1	Support	
75	324589	1	Extension	Front
76	350086	1	Glass	
77	310088	1	Ring	
78	130055	3	Screw	
79	324588	1	Plate	
80	324591	1	Plate	
81	120105	2	Screw	
82	460035	1	Sieve	20 x 2,75 mm. - 25 x 5,6 mm.
83	460037	1	Sieve	20 x 2,5 mm. - 25 x 4,5 mm.
84	460039	1	Sieve	Ø 2 mm. - Ø 3,6 mm.
85	460041	1	Sieve	25 x 4,5 mm. - Ø 16 mm.
	460045	1	Sieve	Ø 3,5 - Ø 12 Only 1530
86	328801	1	Plate	Only 1520
87	321037	1	Support	



SORTER ON GRAINTANK  
 TRIEUR SUR TREMIE  
 SORTIERZYLINDER AUF KORNTANK  
 SORTEERDER OP GRAANTANK

CLAYSON 1520 TYPENo. 312094  
 1530 311697

Fig.	Nr.	A-Q		Description	N.B.
88	324621	1		Sprocket assy	Incl. Fig. 33, 34, 35, 36, 39, 40, 41
89	307968	2		Repair kit	Incl. Fig. 21, 22, 27, 63, 64, 65
90	030079	1		Pad assy	Incl. Fig. 21, 22, 23, 27, 28
91	486650	2		Hinge piece	
92	486651	2		Hinge piece	
93	200339	1		Bushing	Only 1530

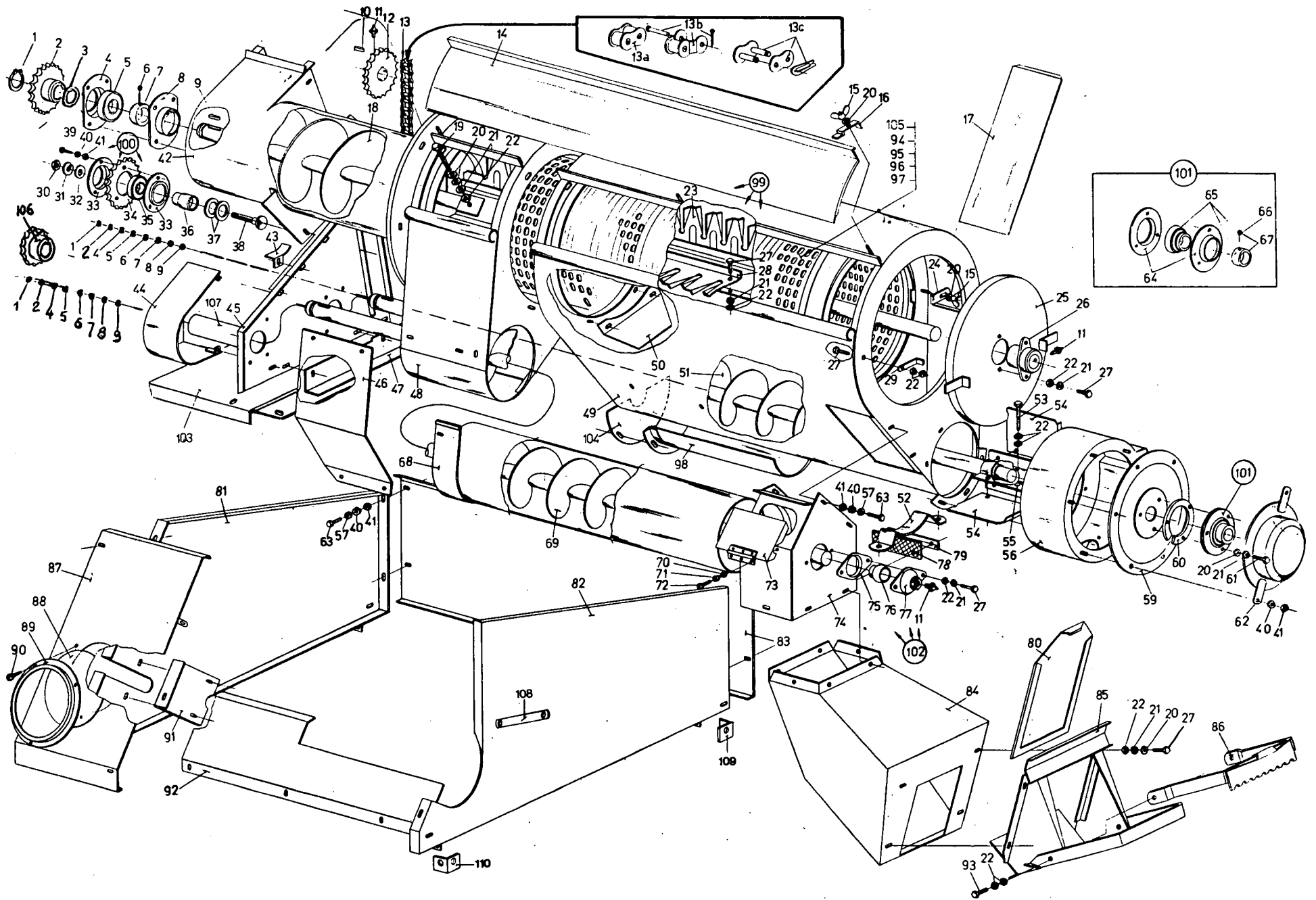




SORTER ON GRAIN TANK WITH BAGGING-OFF DEVICE  
 TRIEUR SUR TREMIE AVEC DISPOSITIF D'ENSACHAGE  
 SORTIERZYLINDER AUF KORNTANK MIT ABSACKVORRICHTUNG  
 SORTEERDER OP GRAANTANK MET OPZAKINRICHTING

CLAYSON 1520  
 TYPENo. 312096

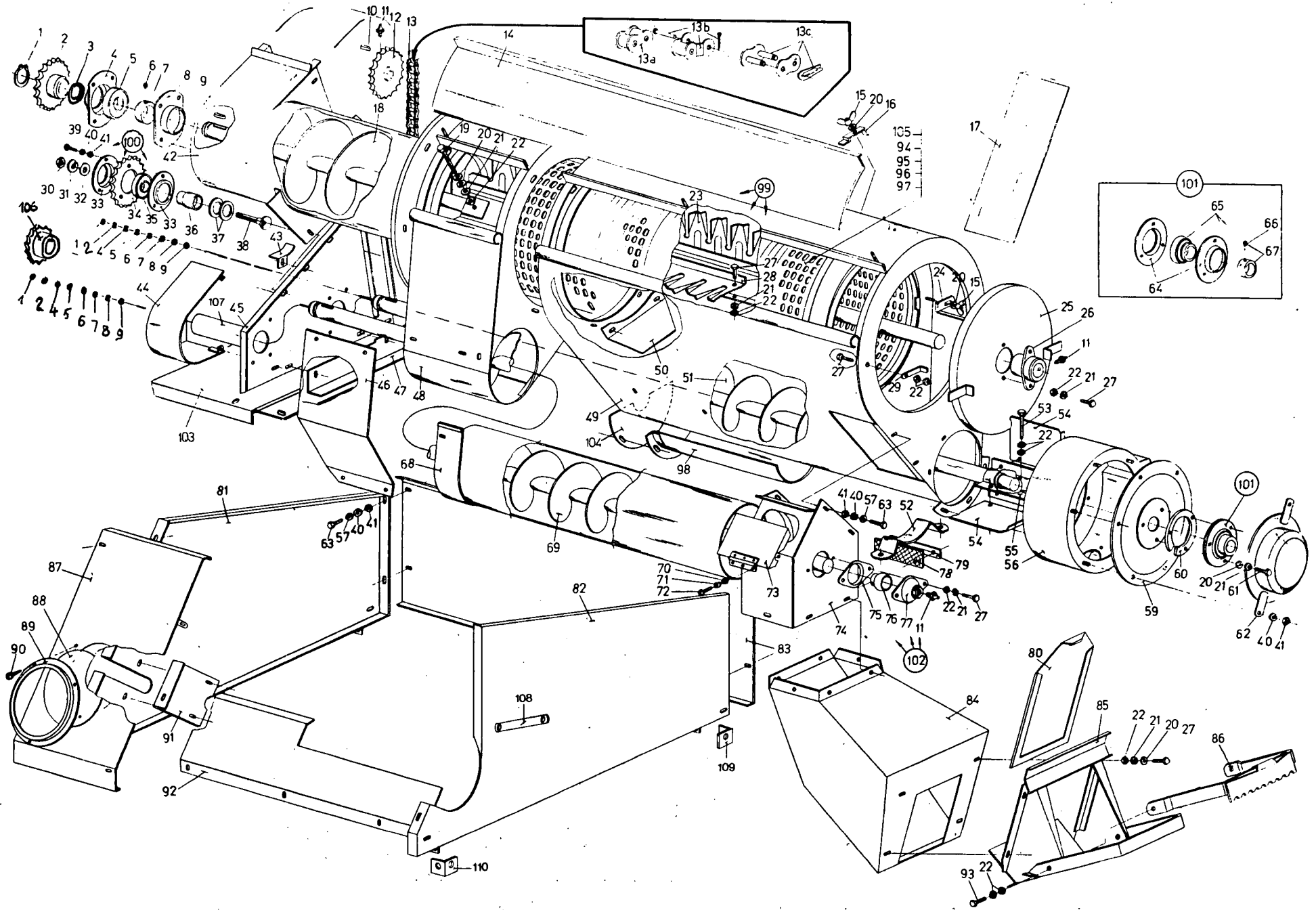
Fig.	Nr.	A-Q	Description	N.B.
1	370003	3	Snap ring	
2	270022	2	Sprocket	
3	140108	1	Ring	
4	310046	3	Flange	
5	210043	3	Bearing	
6	110016	3	Screw	
7	300004	3	Collar	Incl. Fig. 6
8	310080	3	Cover	
9	170005	3	Key	
10	170043	1	Key	
11	332038	3	Grease fitt	
12	270019	1	Sprocket	Incl. Fig. 11
13	324628	1	Chain	Incl. Fig. 13a, 13b, 13c
13a	230027	AR	Link	
13b	230119	AR	Link	
13c	230031	AR	Link	
14	310106	1	Cover	
15	100005	5	Nut	
16	483284	3	Clamp	
17	324516	1	Plate	
18	328807	1	Auger	
19	120062	2	Screw	
20	140016	49	Washer	
21	322358	44	Lockwasher	
22	100015	47	Nut	
23	483260	1	Pad	
24	484865	2	Clamp	
25	310029	1	Cover	
26	320038	1	Flange	Incl. Fig. 11
27	120104	41	Screw	
28	483264	2	Pad	
29	483283	2	Clamp	
30	100020	1	Nut	
31	140048	1	Lockwasher	
32	140020	1	Washer	
33	310146	2	Cover	
34	270064	1	Sprocket	
35	034439	1	Bearing	
36	324622	1	Bushing	
37	140102	2	Washer	
38	120048	1	Screw	
39	120100	16	Screw	
40	322357	54	Lockwasher	
41	100014	54	Nut	
42	328805	1	Pipe	
43	488988	1	Guide	
44	360267	1	Guard	
45	324594	1	Plate	



SORTER ON GRAIN TANK WITH BAGGING-OFF DEVICE  
 TRIEUR SUR TREMIE AVEC DISPOSITIF D'ENSACHAGE  
 SORTIERZYLINDER AUF KORNTANK MIT ABSACKVORRICHTUNG  
 SORTEERDER OP GRAANTANK MET OPZAKINRICHTING

CLAYSON 1520  
 TYPENo. 312096

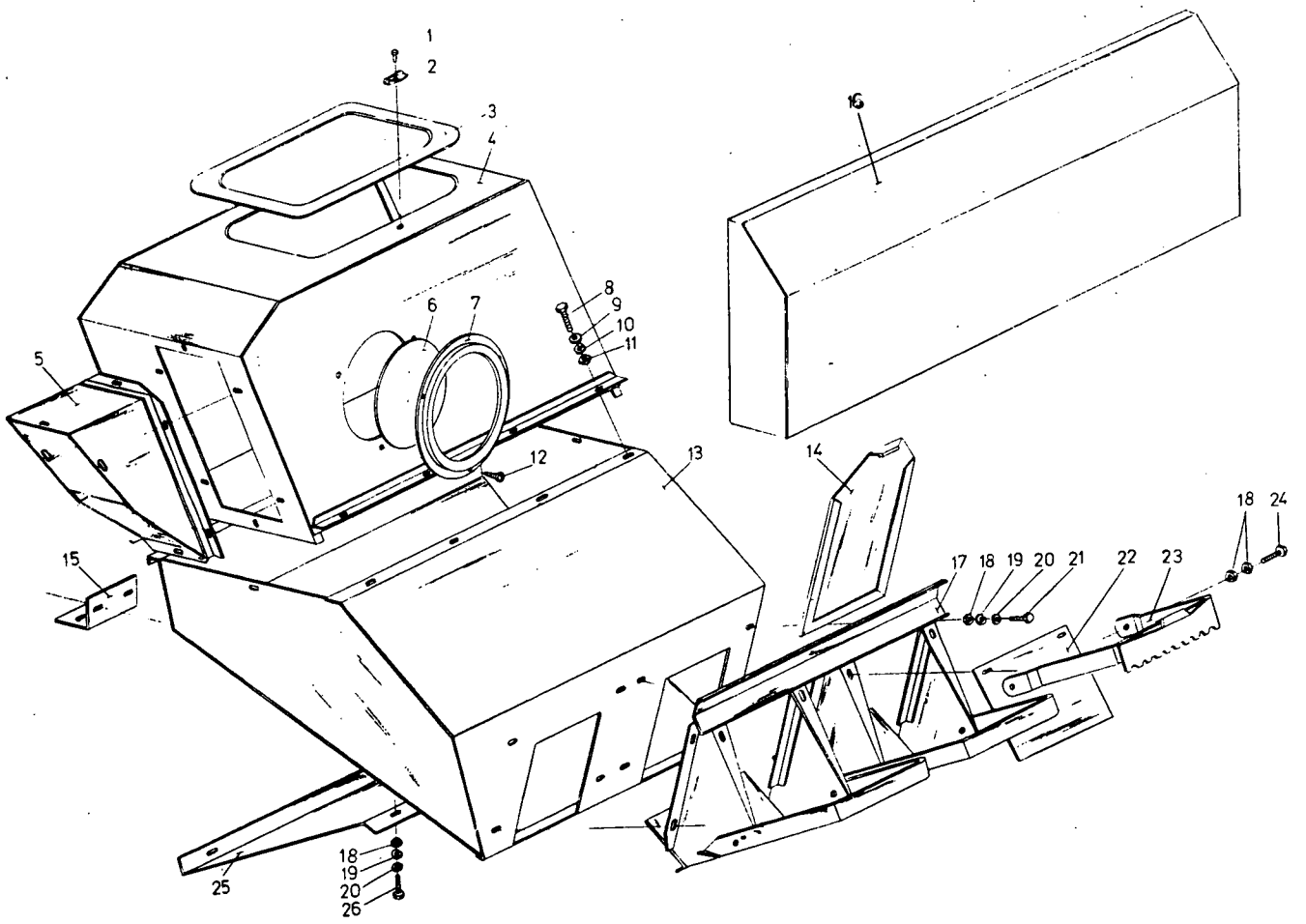
Fig.	Nr.	A-Q	Description	N.B.
46	324554	1	Plate	
47	324593	1	Plate	
48	324529	1	Casing	
49	324515	1	Casing	
50	488987	1	Plate	
51	332830	1	Auger	
52	324630	1	Support	
53	120061	1	Screw	
54	332766	4	Pad	
55	324519	1	Pad	
56	332770	1	Casing	
57	140040	20	Washer	
58				
59	324524	1	Cover	
60	336050	1	Ring	
61	120161	3	Screw	
62	324517	1	Guard	
63	120099	22	Screw	
64	036853	2	Flange	
65	325103	1	Bearing	Incl. Fig. 67
66	325102	1	Screw	
67	325104	1	Collar	Incl. Fig. 66
68	324552	1	Pipe	
69	328812	1	Auger	
70	100012	2	Nut	
71	322355	2	Lockwasher	
72	321803	2	Screw	
73	324542	1	Cover	
74	324544	1	Casing	
75	310143	1	Flange	
76	210090	1	Bushing	
77	310144	1	Flange	Incl. Fig. 11
78	324550	1	Curtain	
79	324551	1	Slat	
80	310030	1	Plate	
81	324586	1	Extension	Right-hand
82	324584	1	Extension	Left-hand
83	324592	1	Extension	Rear
84	324624	1	Casing	
85	324559	1	Support	
86	485483	1	Support	
87	324589	1	Extension	Front
88	350086	1	Glass	
89	310088	1	Ring	
90	130055	3	Screw	
91	324588	1	Plate	
92	324591	1	Extension	Front
93	120105	2	Screw	



SORTER ON GRAIN TANK WITH BAGGING-OFF DEVICE  
 TRIEUR SUR TREMIE AVEC DISPOSITIF D'ENSACHAGE  
 SORTIERZYLINDER AUF KORNTANK MIT ABSACKVORRICHTUNG  
 SORTERDER OP GRAANTANK MET OPZAKINRICHTING

CLAYSON 1520  
 TYPENo. 312096

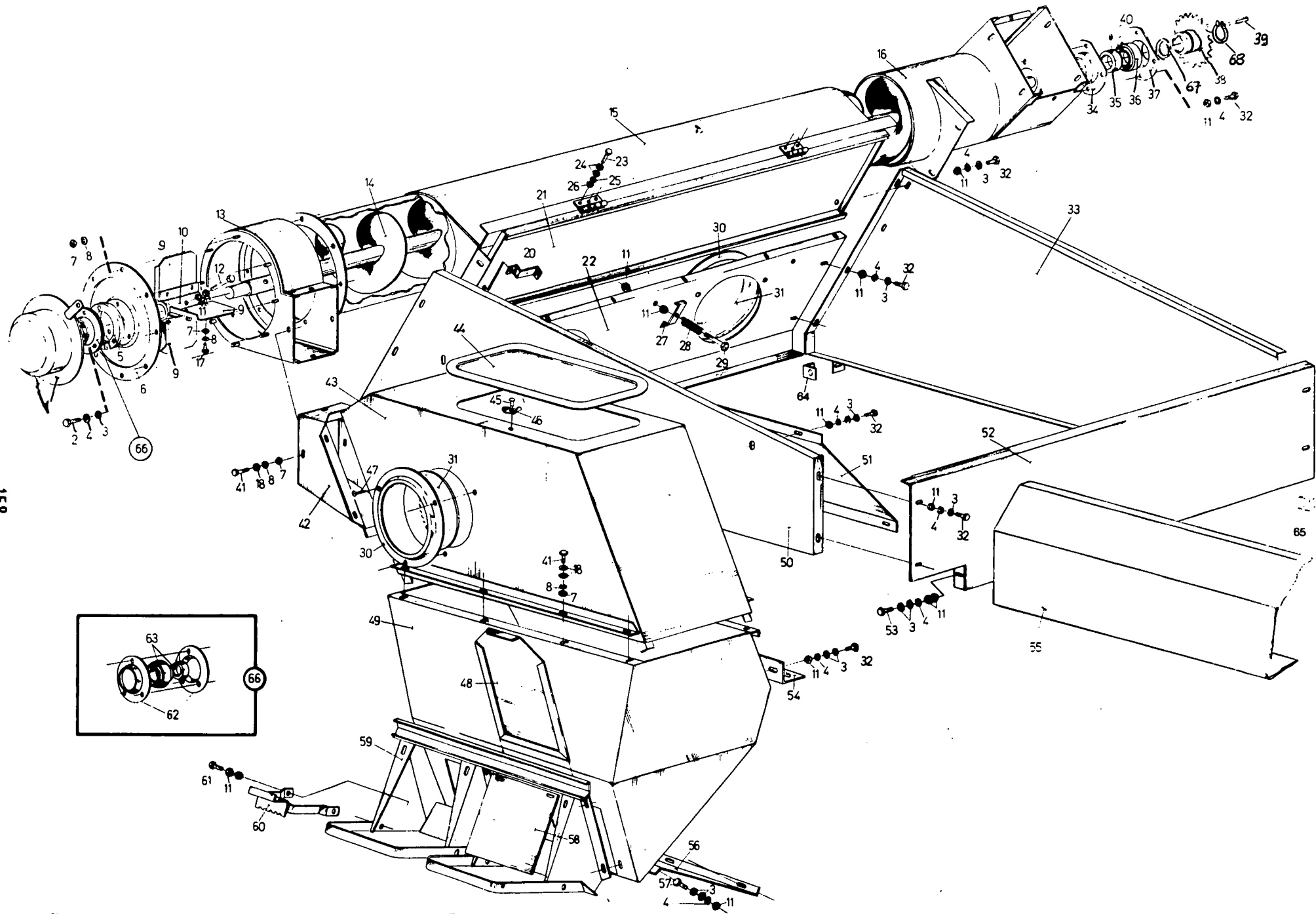
Fig.	Nr.	A-Q		Description	N.B.
94	460035	1		Sieve	20 x 2,75 mm. - 25 x 5,6 mm.
95	460037	1		Sieve	20 x 2,5 mm. - 25 x 4,5 mm.
96	460039	1		Sieve	Ø 2 mm. - Ø 3,6 mm.
97	460041	1		Sieve	25 x 4,5 mm. - Ø 16 mm.
98	488999	1		Plate	
99	030079	1		Pad assy	Incl. Fig. 21, 22, 23, 27, 28
100	324621	1		Sprocket assy	Incl. Fig. 33, 34, 35, 36, 39, 40, 41
101	309084	1		Flange	Incl. Fig. 64, 65
102	307968	1		Repair kit	Incl. Fig. 21, 22, 27, 75, 76, 77
103	328801	1		Plate	
104	331066	1		Plate	
105	460045	1		Sieve	Ø 3,5 - Ø 12
106	320824	1		Sprocket	
107	335524	1		Protection	
108	332087	1		Plate	
109	486650	2		Angle	
110	486651	2		Angle	



**SORTER ON GRAIN TANK WITH BAGGING-OFF DEVICE  
 TRIEUR SUR TREMIE AVEC DISPOSITIF D'ENSACHAGE  
 SORTIERZYLINDER AUF KORNTANK MIT ABSACKVORRICHTUNG  
 SORTEERDER OP GRAANTANK MET OPZAKINRICHTING**

**CLAYSON 1520  
 TYPENo. 312096**

Fig.	Nr.	A-Q	Description	N.B.
1	130024	1	Rivet	
2	330002	1	Clip	
3	310129	1	Cover	
4	324575	1	Casing	
5	332772	1	Lengthening	
6	350086	1	Glass	
7	310088	1	Ring	
8	120100	20	Screw	
9	140040	35	Washer	
10	322357	20	Lockwasher	
11	100014	20	Nut	
12	130055	3	Screw	
13	324568	1	Casing	
14	310030	2	Plate	
15	324573	2	Angle	
16	308531	1	Guard	
17	320804	1	Support	
18	100015	18	Nut	
19	322358	10	Lockwasher	
20	140016	16	Washer	
21	120104	16	Screw	
22	325396	2	Plate	
23	485483	2	Support	
24	120105	4	Screw	
25	320788	1	Plate	
26	120161	2	Screw	

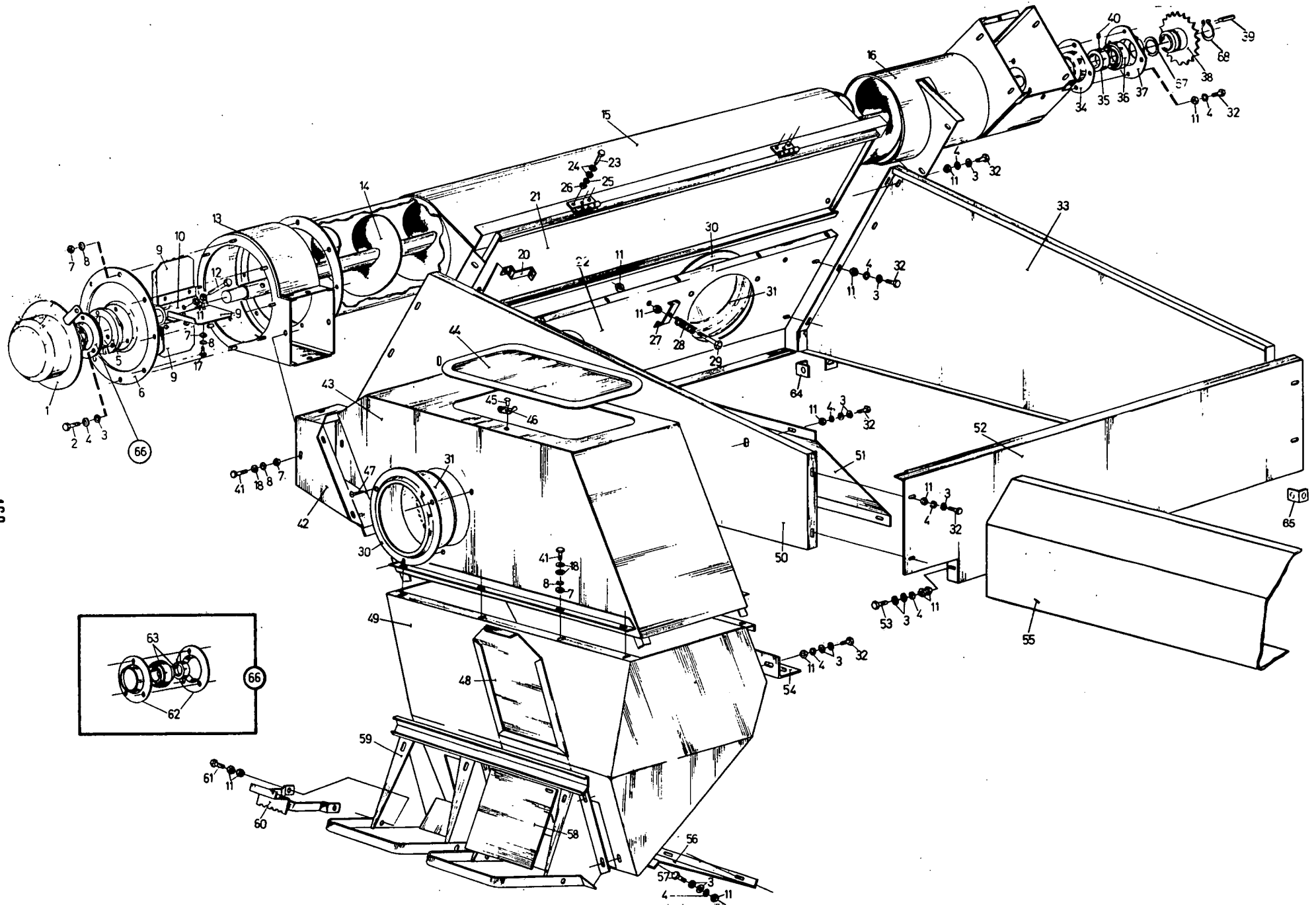




BAGGING-OFF DEVICE ON GRAIN TANK  
DISPOSITIF D'ENSACHAGE SUR TREMIE  
ABSACKVORRICHTUNG AUF KORNTANK  
OPZAKINRICHTING OP GRAANTANK

CLAYSON 1520 TYPENo. 312095

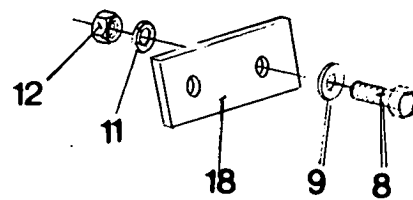
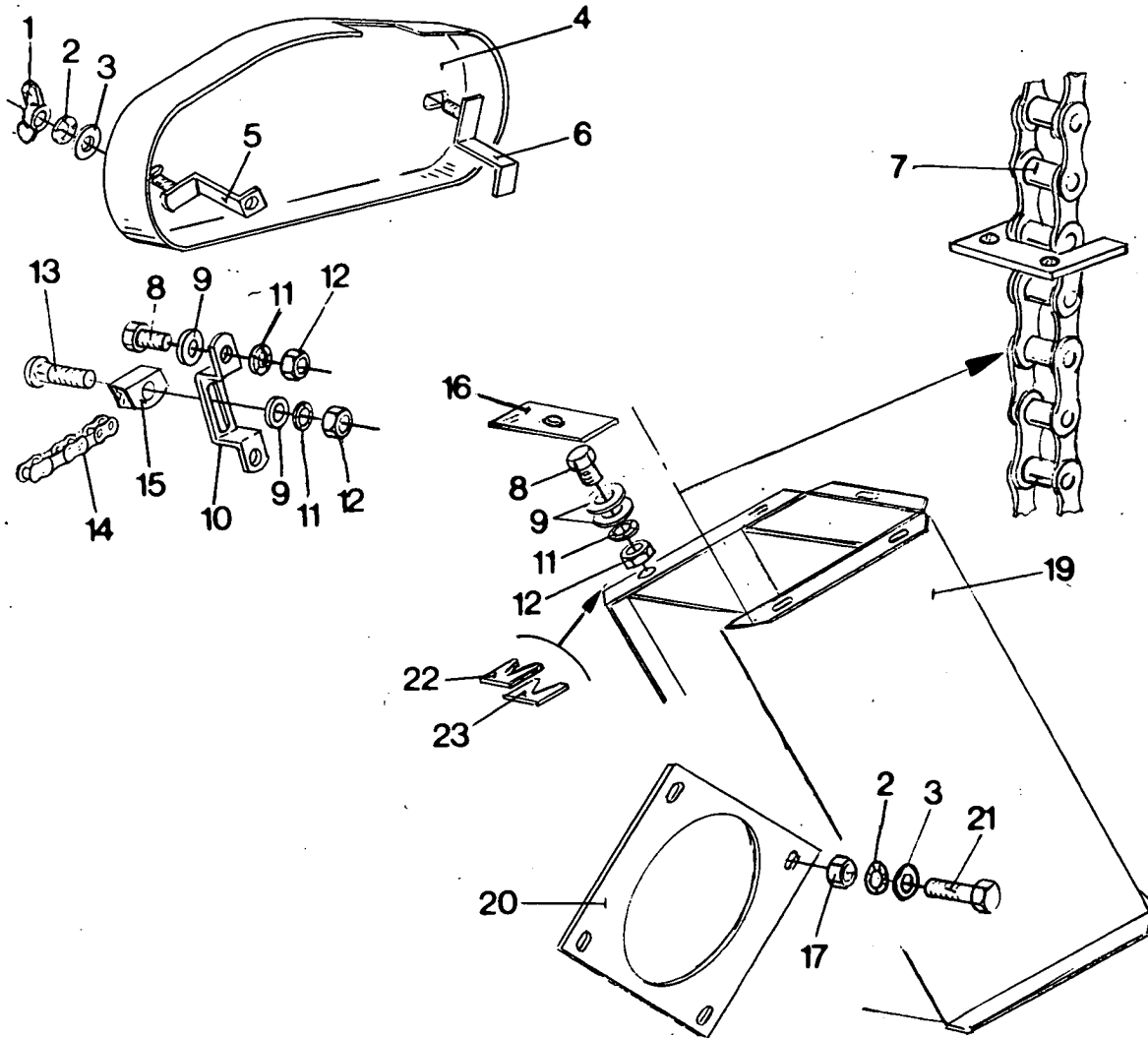
Fig.	Nr.	A-Q	Description	N.B.
1	324517	1	Cover	
2	120161	3	Screw	
3	140016	109	Washer	
4	322358	66	Lockwasher	
5	336050	1	Ring	
6	324524	1	Cover	
7	100014	50	Nut	
8	322357	50	Lockwasher	
9	418265	4	Pad	
10	324519	1	Bushing	
11	100015	96	Nut	
12	120061	1	Screw	
13	335158	1	Casing	
14	330294	1	Auger	
15	325378	1	Pipe	
16	330297	1	Pipe	
17	120099	30	Screw	
18	140040	54	Washer	
19				
20	489200	2	Clamp	
21	310165	1	Cover	
22	488568	1	Extension	Front
23	120098	4	Screw	
24	140182	8	Washer	
25	322356	4	Lockwasher	
26	100013	4	Nut	
27	489198	4	Clamp	
28	180016	4	Spring	
29	120063	4	Screw	
30	310088	3	Ring	
31	350086	3	Glass	
32	120104	62	Screw	
33	489195	1	Extension	Right-hand
34	310080	1	Cover	
35	300004	1	Collar	Incl. fig. 40
36	210043	1	Bearing	
37	310046	1	Housing	
38	270022	1	Sprocket	
39	170005	1	Key	
40	110016	1	Screw	
41	120100	12	Screw	
42	325388	1	Lengthening	
43	324575	1	Casing	
44	310129	1	Cover	
45	130024	1	Rivet	
46	330002	1	Clip	
47	130055	9	Screw	
48	310030	2	Plate	



BAGGING-OFF DEVICE ON GRAIN TANK  
 DISPOSITIF D'ENSACHAGE SUR TREMIE  
 ABSACKVORRICHTUNG AUF KORNTANK  
 OPZAKINRICHTING OP GRAANTANK

CLAYSON 1520 TYPENo. 312095

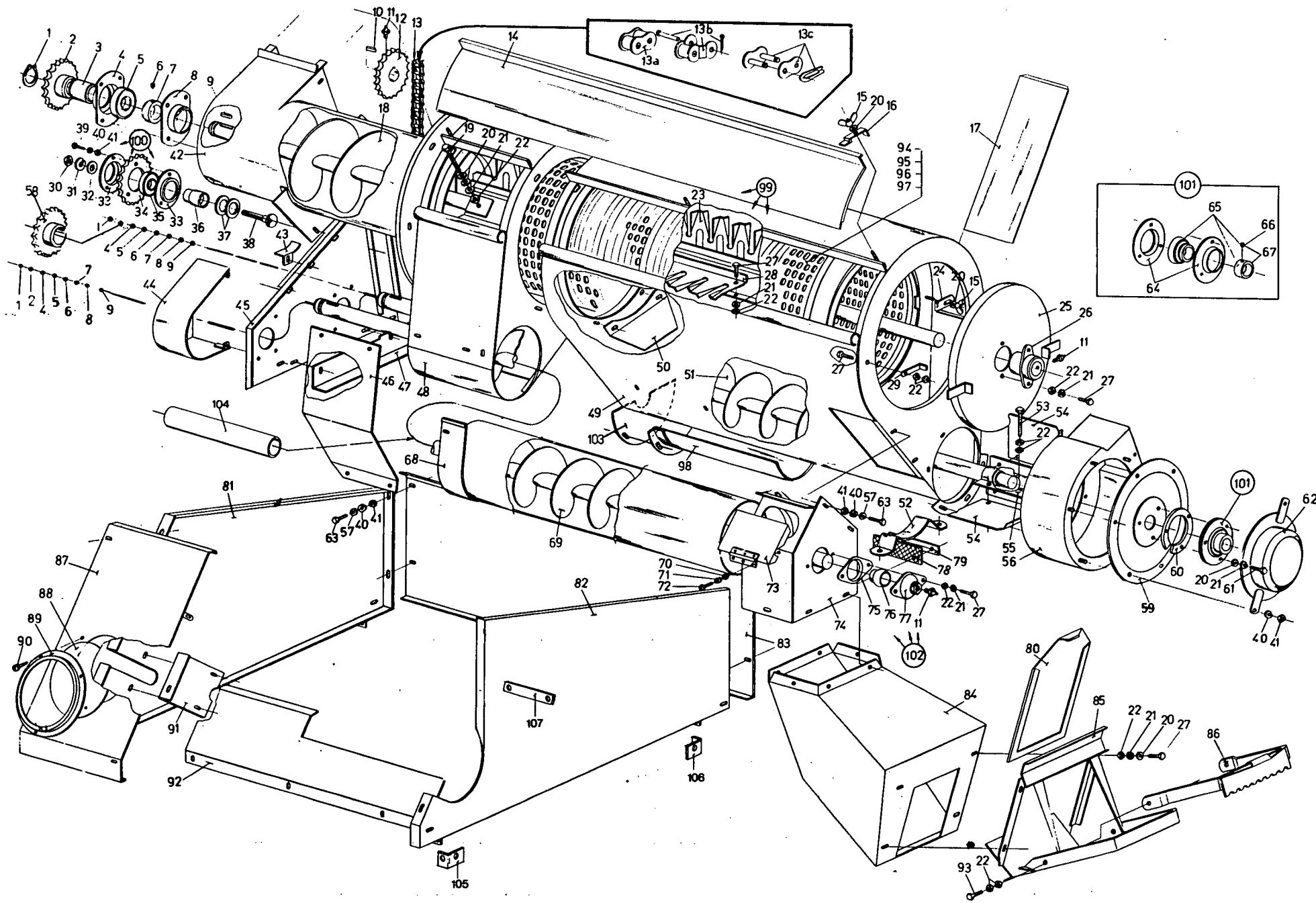
Fig.	Nr.	A-Q	Description	N.B.
49	324568	1	Casing	
50	320767	1	Extension	Left-hand
51	489197	1	Plate	
52	488567	1	Extension	Rear
53	120106	1	Screw	
54	324573	2	Angle	
55	308531	1	Guard	
56	320788	1	Plate	
57	120161	2	Screw	
58	325396	2	Plate	
59	320804	1	Support	
60	485483	2	Support	
61	120105	4	Screw	
62	036853	2	Flange	
63	325103	1	Bearing assy	Incl. Fig. 64
64	486650	2	Support	
65	486651	2	Support	
66	309084	1	Flange	Incl. Fig. 62, 63
67	140108	1	Washer	
68	370003	1	Snap ring	



**LENGTHENING GRAIN ELEVATOR**  
**RALLONGE ELEVATEUR A GRAIN**  
**VERLÄNGERUNG KÖRNERELEVATOR**  
**VERLENGSTUK GRAANELEVATOR**

CLAYSON 1520 TYPENo. 312092

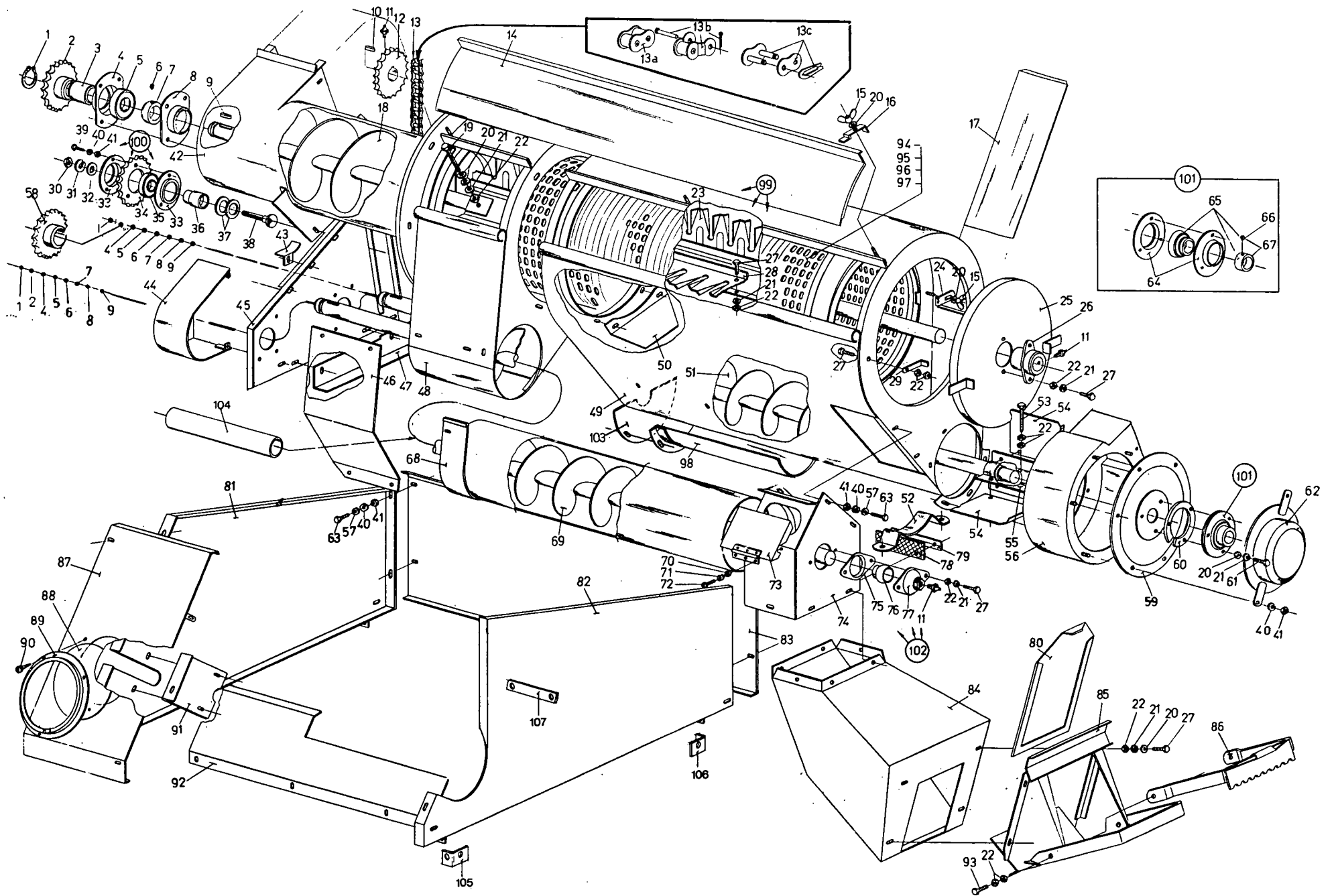
Fig.	Order Ref.	Qty.	Code	Description	N.B.
1	100004	2		Nut	
2	322357	7		Lockwasher	
3	140040	12		Washer	
4	328680	1		Guard	
5	328675	1		Support	
6	328677	1		Support	
7	030437	1		Lengthening	
8	120104	9		Screw	
9	140016	14		Washer	
10	326799	1		Guide	
11	322358	10		Lockwasher	
12	100015	10		Nut	
13	120039	1		Screw	
14	230102	1		Chain	
15	483265	1		Block	
16	336524	1		Curtain	
17	100014	5		Nut	
18	486652	1		Plate	
19	489021	1		Lengthening	
20	328681	1		Plate	
21	120099	4		Screw	
22	481489	2		Shim	0,5 mm
23	481490	2		Shim	0,8 mm



SORTER ON GRAIN TANK WITH BAGGING-OFF DEVICE  
 TRIEUR SUR TREMIE AVEC DISPOSITIF D'ENSACHAGE  
 SORTIERZYLINDER AUF KORNTANK MIT ABSACKVORRICHTUNG  
 SORTEERDER OP GRAANTANK MET OPZAKINRICHTING

CLAYSON 1530  
 TYPENO. 311696

Fig.	Nr.	A-Q	Description	N.B.
1	370003	3	Snap ring	
2	270063	2	Sprocket	
3	200339	1	Bushing	
4	310046	3	Housing	
5	210043	3	Bearing	
6	110016	3	Screw	
7	300004	3	Collar	Incl. Fig. 6
8	310080	3	Cover	
9	170006	3	Key	
10	170043	3	Key	
11	332038	3	Grease fitting	
12	270019	1	Sprocket	Incl. Fig. 11
13	324628	1	Chain	Incl. Fig. 13a, 13b, 13c
13a	230027	AR	Link	
13b	230119	AR	Link	
13c	230031	AR	Link	
14	310106	1	Cover	
15	100005	5	Nut	
16	483284	3	Clamp	
17	324516	1	Plate	
18	240108	1	Auger	
19	120062	2	Screw	
20	140016	49	Washer	
21	322358	44	Lockwasher	
22	100015	47	Nut	
23	483260	2	Pad	
24	484865	2	Clamp	
25	310029	1	Cover	
26	320038	1	Flange	Incl. Fig. 11
27	120104	41	Screw	
28	483264	2	Pad	
29	483283	2	Clamp	
30	100020	1	Nut	
31	140048	1	Lockwasher	
32	140020	1	Washer	
33	310146	2	Cover	
34	270064	1	Sprocket	
35	034439	1	Bearing	
36	324622	1	Bushing	
37	140102	2	Washer	
38	120048	1	Screw	
39	120100	16	Screw	
40	322357	54	Lockwasher	
41	100014	54	Nut	
42	324557	1	Pipe	
43	488988	1	Plate	
44	360267	1	Guard	
45	324594	1	Plate	

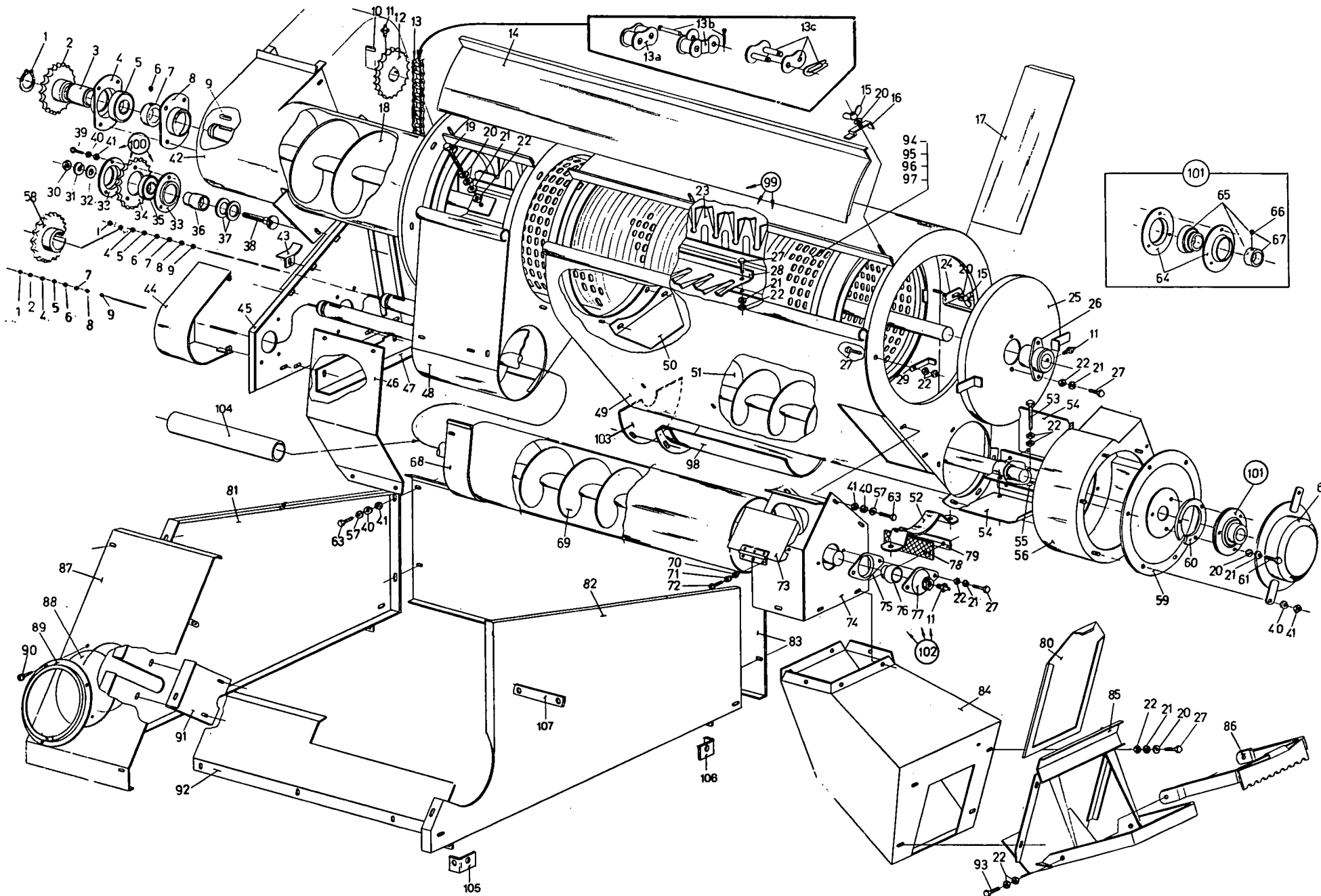




SORTER ON GRAIN TANK WITH BAGGING-OFF DEVICE  
 TRIEUR SUR TREMIE AVEC DISPOSITIF D'ENSACHAGE  
 SORTIERZYLINDER AUF KORNTANK MIT ABSACKVORRICHTUNG  
 SORTEERDER OP GRAANTANK MET OPZAKINRICHTING

CLAYSON 1530  
 TYPENo. 311696

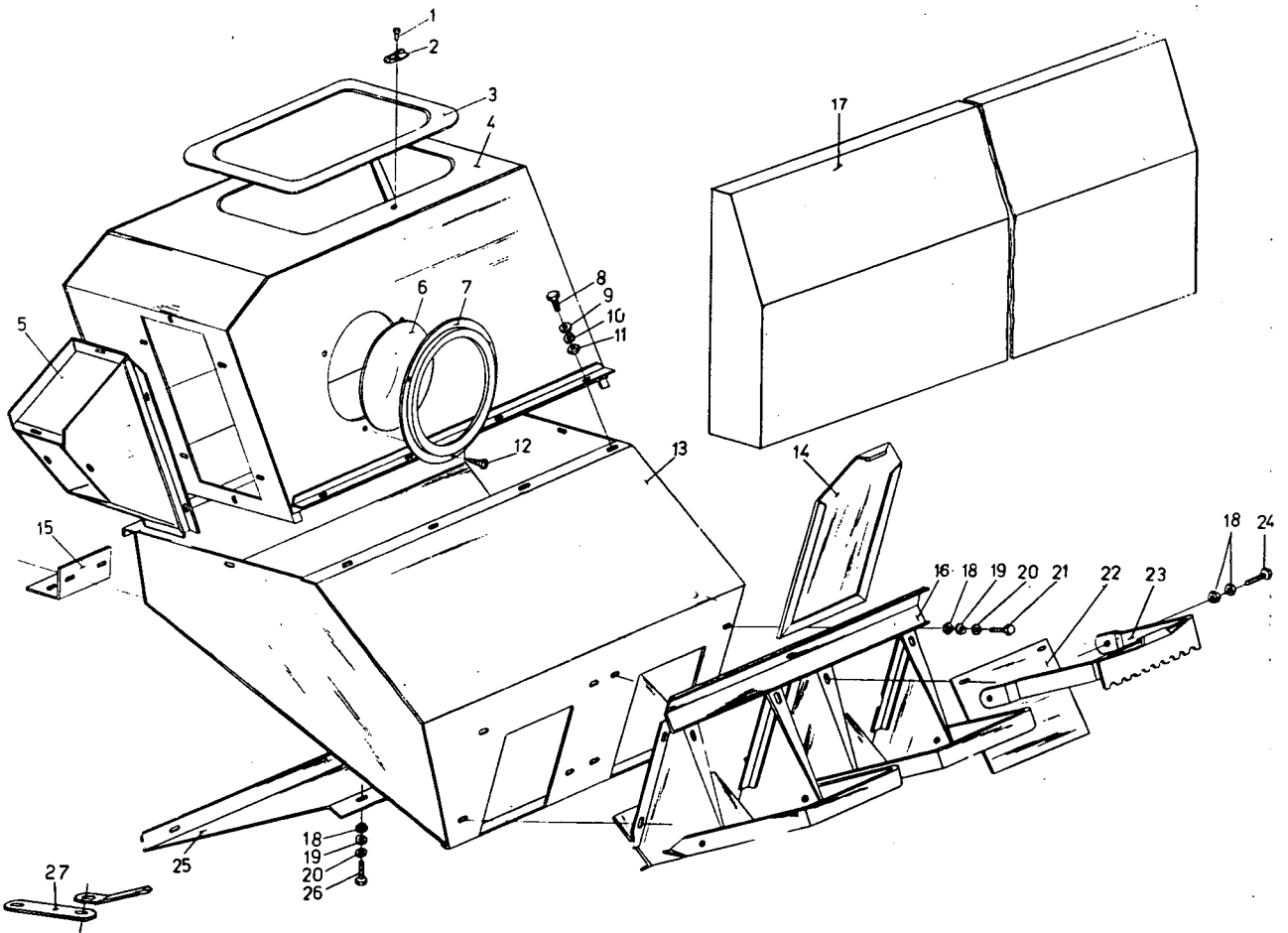
Fig.	Nr.	A-Q	Description	N.B.
46	324554	1	Plate	
47	324593	1	Plate	
48	324529	1	Casing	
49	324515	1	Casing	
50	488987	1	Guard	
51	332767	1	Auger	
52	324630	1	Support	
53	120061	1	Screw	
54	332766	4	Pad	
55	324519	1	Hub	
56	332770	1	Casing	
57	140040	18	Washer	
58	320824	1	Sprocket	
59	324524	1	Cover	
60	336050	1	Ring	
61	120161	3	Screw	
62	324517	1	Guard	
63	120099	20	Screw	
64	036853	2	Flange	
65	325103	1	Bearing	Incl. Fig. 67
66	325102	1	Screw	
67	325104	1	Collar	Incl. Fig. 66
68	324552	1	Pipe	
69	240109	1	Auger	
70	100012	2	Nut	
71	322355	2	Lockwasher	
72	321803	2	Screw	
73	324542	1	Cover	
74	324544	1	Casing	
75	310143	1	Flange	
76	210090	1	Bushing	
77	310144	1	Flange	Incl. Fig. 11
78	324550	1	Curtain	
79	324551	1	Slat	
80	310030	1	Plate	
81	324586	1	Extension	
82	324584	1	Extension	
83	324592	1	Extension	
84	324624	1	Casing	
85	324559	1	Support	
86	485483	1	Support	
87	324589	1	Extension	
88	350086	1	Glass	
89	310088	1	Ring	
90	130055	3	Screw	
91	324588	1	Plate	
92	324591	1	Extension	
93	120105	2	Screw	



SORTER ON GRAIN TANK WITH BAGGING-OFF DEVICE  
 TRIEUR SUR TREMIE AVEC DISPOSITIF D'ENSACHAGE  
 SORTIERZYLINDER AUF KORNTANK MIT ABSACKVORRICHTUNG  
 SORTEERDER OP GRAANTANK MET OPZAKINRICHTING

CLAYSON 1530  
 TYPENo. 311696

Fig.	Nr.	A-Q		Description	N.B.
94	460035	1		Sieve	20 x 2,75 mm. - 25 x 5,6 mm.
95	460037	1		Sieve	20 x 2,5 mm. - 25 x 4,4 mm.
96	460039	1		Sieve	Ø 2 mm. - Ø 3,6 mm.
97	460041	1		Sieve	25 x 5,6 mm. - Ø 16 mm.
	460045	1		Sieve	Ø 3,5 - Ø 12
98	488999	1		Plate	
99	030079	1		Pad assy	Incl. Fig. 21, 22, 23, 27, 28
100	324621	1		Sprocket	Incl. Fig. 33, 34, 35, 36, 39, 40, 41
101	309084	1		Bearing	Incl. Fig. 64, 65
102	307968	1		Repair kit	Incl. Fig. 21, 22, 27, 75, 76, 77
103	331066	1		Guard	
104	335525	1		Protection	
105	486651	2		Hinge piece	
106	486650	2		Hinge piece	
107	332087	1		Plate	



SORTER ON GRAIN TANK WITH BAGGING-OFF DEVICE  
 TRIEUR SUR TREMIE AVEC DISPOSITIF D'ENSACHAGE  
 SORTIERZYLINDER AUF KORNTANK MIT ABSACKVORRICHTUNG  
 SORTEERDER OP GRAANTANK MET OPZAKINRICHTING

CLAYSON 1530  
 TYPENo. 311696

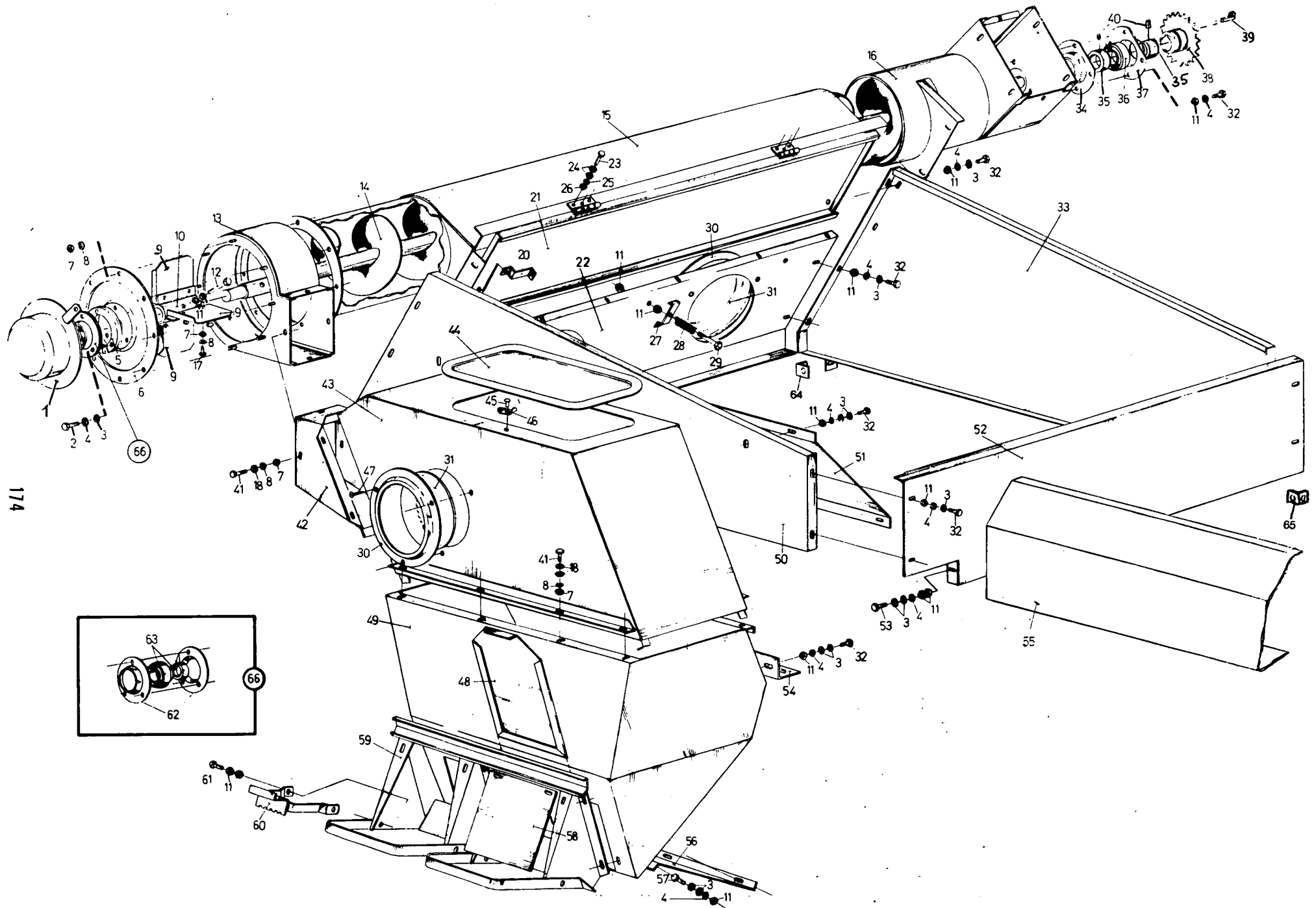
Fig.	Nr.	A-Q	Description	N.B.
1	130024	1	Rivet	
2	330002	1	Clip	
3	310129	1	Cover	
4	324575	1	Casing	
5	332772	1	Connector	
6	350086	1	Glass	
7	310088	1	Cover	
8	120100	20	Screw	
9	140040	35	Washer	
10	322357	20	Lockwasher	
11	100014	20	Nut	
12	130055	3	Screw	
13	324568	1	Casing	
14	310030	2	Cover	
15	324573	2	Support	
16	320804	1	Support	
17	308531	1	Guard	
18	100015	18	Nut	
19	322358	10	Lockwasher	
20	140016	16	Washer	
21	120104	16	Screw	
22	325396	2	Plate	
23	485483	2	Fixing	
24	120105	4	Screw	
25	320788	1	Plate	
26	120161	2	Screw	



**BAGGING-OFF DEVICE ON GRAIN TANK  
DISPOSITIF D'ENSACHAGE SUR TREMIE  
ABSACKVORRICHTUNG AUF KORNTANK  
OPZAKINRICHTING OP GRAANTANK**

**CLAYSON 1530 TYPENo. 311725**

Fig.	Nr.	A-Q	Description	N.B.
1	324517	1	Cover	
2	120057	3	Screw	
3	140016	109	Washer	
4	322358	66	Lockwasher	
5	336050	1	Ring	
6	324524	1	Cover	
7	100014	50	Nut	
8	322357	50	Lockwasher	
9	418265	4	Pad	
10	324519	1	Bushing	
11	100015	96	Nut	
12	120061	1	Screw	
13	335158	1	Casing	
14	325385	1	Auger	
15	325378	1	Pipe	
16	489201	1	Pipe	
17	120099	30	Screw	
18	140040	54	Washer	
19				
20	489200	2	Clamp	
21	310165	1	Cover	
22	488568	1	Extension	Front
23	120098	4	Screw	
24	140182	8	Washer	
25	322356	4	Lockwasher	
26	100013	4	Nut	
27	489198	4	Clamp	
28	180016	4	Spring	
29	120063	4	Screw	
30	310088	3	Ring	
31	350086	3	Glass	
32	120104	62	Screw	
33	489195	1	Extension	Right-hand
34	310080	1	Cover	
35	300004	1	Collar	Incl. Fig. 40
36	210034	1	Bearing	
37	310046	1	Housing	
38	270063	1	Sprocket	
39	170025	1	Key	
40	110016	1	Screw	
41	120100	12	Screw	
42	325388	1	Lengthening	
43	324575	1	Casing	
44	310129	1	Cover	
45	130024	1	Rivet	
46	330002	1	Clip	
47	130055	9	Screw	
48	310030	2	Plate	



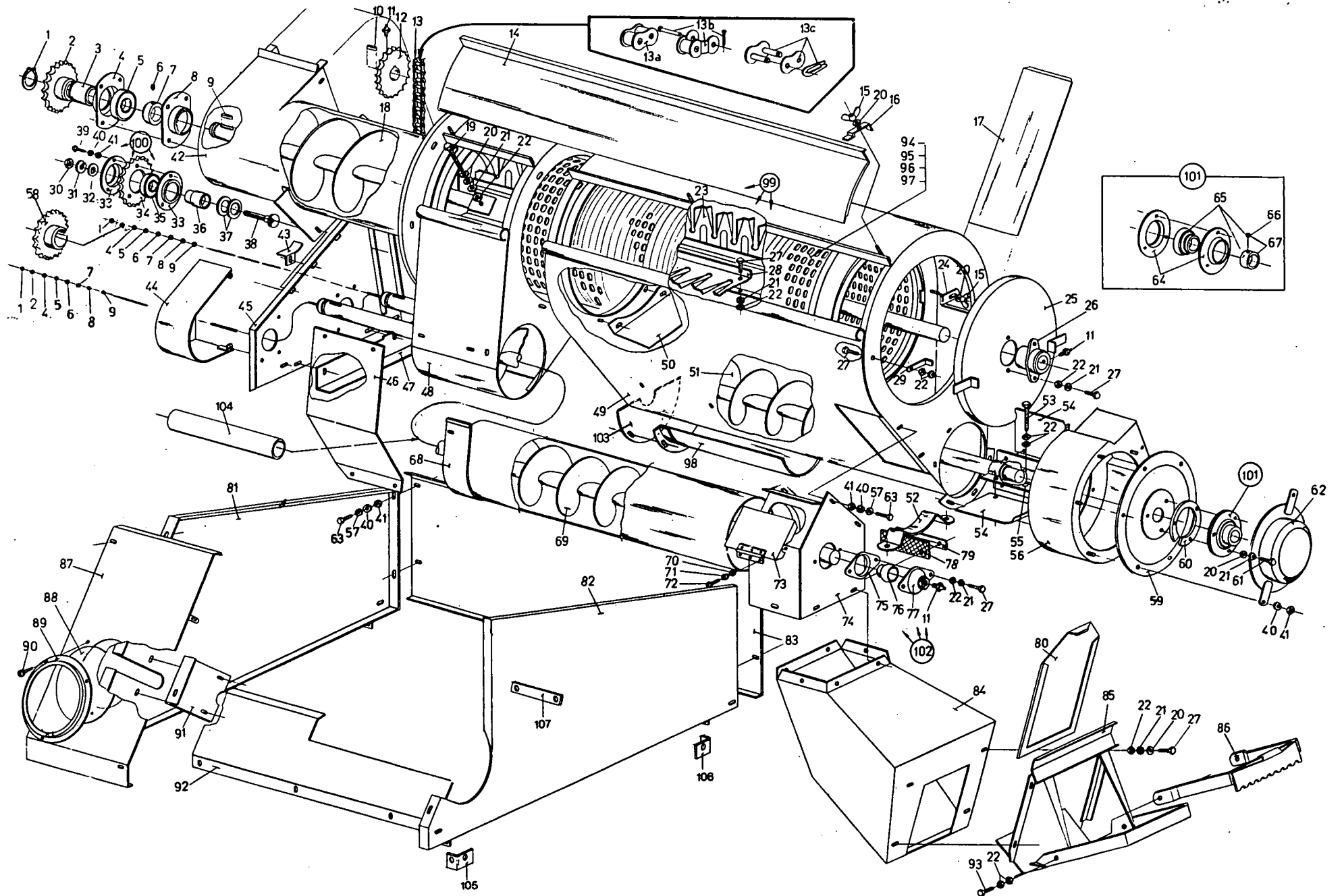
174



**BAGGING-OFF DEVICE ON GRAIN TANK  
DISPOSITIF D'ENSACHAGE SUR TREMIE  
ABSACKVORRICHTUNG AUF KORNTANK  
OPZAKINRICHTING OP GRAANTANK**

**CLAYSON 1530 TYPENo. 311725**

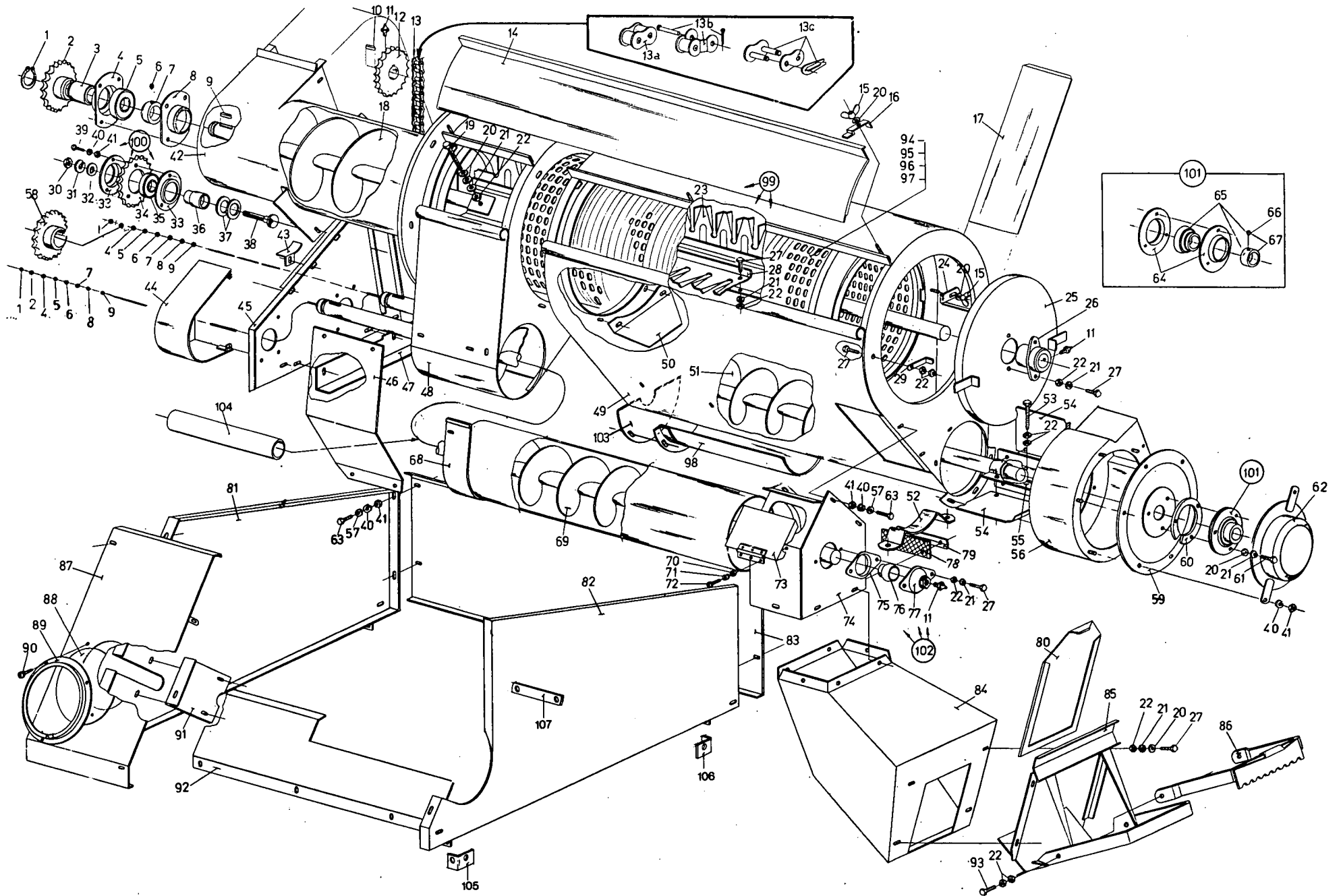
Fig.	Nr.	A-Q	Description	N.B.
49	324568	1	Casing	
50	320767	1	Extension	Left-hand
51	489197	1	Plate	
52	488567	1	Extension	Rear
53	120106	1	Screw	
54	324573	2	Angle	
55	308531	1	Guard	
56	320788	1	Plate	
57	120161	2	Screw	
58	325396	2	Plate	
59	320804	1	Support	
60	485483	2	Support	
61	120105	4	Screw	
62	036853	2	Flange	
63	325103	1	Bearing assy	Incl. Fig. 44
64	486650	2	Angle	
65	486651	2	Angle	
66	309084	1	Flange	Incl. Fig. 62, 63



SORTER ON GRAIN TANK WITH BAGGING-OFF DEVICE  
 TRIEUR SUR TREMIE AVEC DISPOSITIF D'ENSACHAGE  
 SORTIERZYLINDER AUF KORNTANK MIT ABSACHVORRICHTUNG  
 SORTEERDER OP GRAANTANK MET OPZAKINRICHTING

CLAYSON 1545  
 TYPENo. 312842

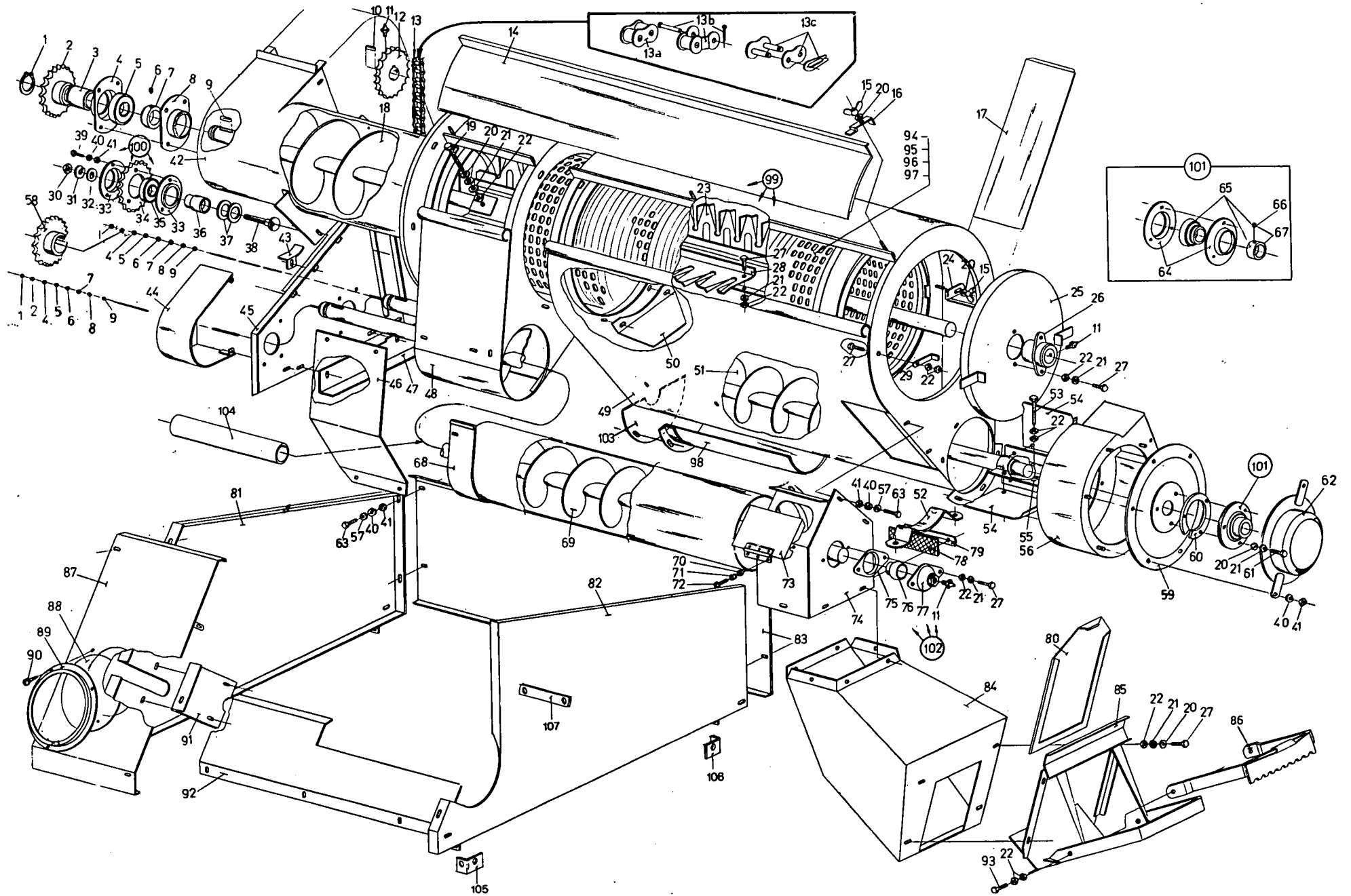
Fig.	Nr.	A-Q	Description	N.B.
1	370003	3	Snap ring	
2	270063	2	Sprocket	
3	200339	1	Bushing	
4	310046	3	Housing	
5	210043	3	Bearing	
6	110016	3	Screw	
7	300004	3	Collar	Incl. Fig. 6
8	310080	3	Cover	
9	170006	3	Key	
10	170043	1	Key	
11	332038	3	Grease fitting	
12	270019	1	Sprocket	Incl. Fig. 11
13	324628	1	Chain	Incl. Fig. 13a, 13b, 13c
13a	230027	AR	Link	
13b	230119	AR	Link	
13c	230031	AR	Link	
14	310106	1	Cover	
15	100005	5	Nut	
16	483284	3	Clamp	
17	324516	1	Plate	
18	334175	1	Auger	
19	120062	2	Screw	
20	140016	49	Washer	
21	322358	44	Lockwasher	
22	100015	47	Nut	
23	483260	2	Pad	
24	484865	2	Clamp	
25	310029	1	Cover	
26	320038	1	Flange	Incl. Fig. 11
27	120104	41	Screw	
28	483264	1	Pad	
29	483283	1	Clamp	
30	100020	1	Nut	
31	140048	2	Lockwasher	
32	140020	2	Washer	
33	310146	2	Cover	
34	270064	1	Sprocket	
35	034439	1	Bearing	
36	324622	1	Bushing	
37	140102	2	Washer	
38	120048	1	Screw	
39	120100	16	Screw	
40	322357	54	Lockwasher	
41	100014	54	Nut	
42	334266	1	Pipe	
43	488988	1	Plate	
44	360267	1	Guard	
45	324594	1	Plate	



SORTER ON GRAIN TANK WITH BAGGING-OFF DEVICE  
 TRIEUR SUR TREMIE AVEC DISPOSITIF D'ENSACHAGE  
 SORTIERZYLINDER AUF KORNTANK MIT ABSACHVORRICHTUNG  
 SORTEERDER OP GRAANTANK MET OPZAKINRICHTING

CLAYSON 1545  
 TYPENo. 312842

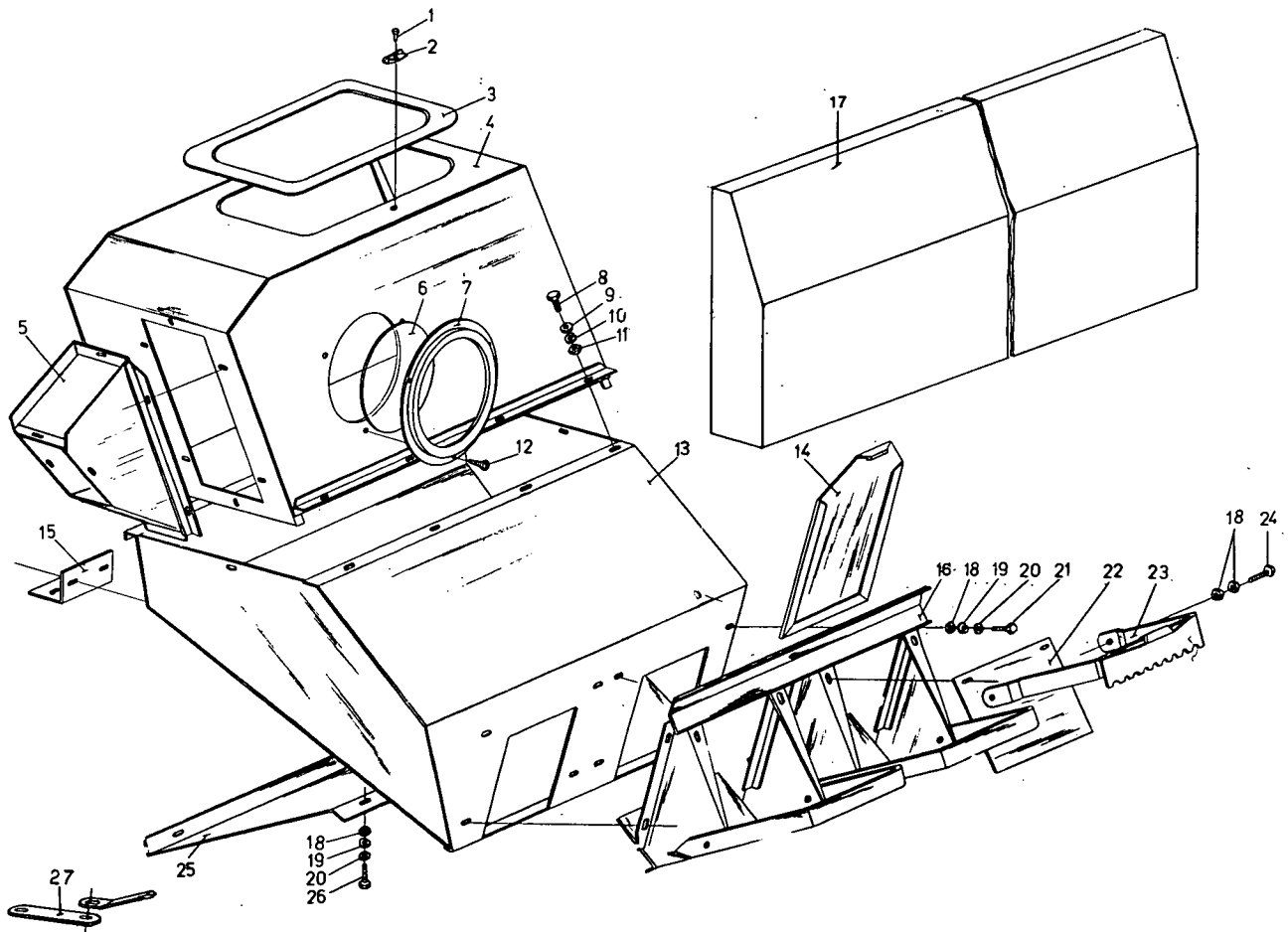
Fig.	Nr.	A-Q	Description	N.B.
46	324554	1	Plate	
47	324593	1	Plate	
48	324529	1	Casing	
49	324515	1	Casing	
50	488987	1	Guard	
51	334264	1	Auger	
52	324630	1	Support	
53	120061	1	Screw	
54	332766	4	Pad	
55	324519	1	Hub	
56	332770	1	Casing	
57	140040	18	Washer	
58	320824	1	Sprocket	
59	324524	1	Cover	
60	336050	1	Ring	
61	120161	3	Screw	
62	324517	1	Guard	
63	120099	20	Screw	
64	036853	2	Flange	
65	325103	1	Bearing	Incl. Fig. 67
66	325102	1	Screw	Incl. Fig. 66
67	325104	1	Collar	
68	324552	1	Pipe	
69	334172	1	Auger	
70	100012	2	Nut	
71	322355	2	Lockwasher	
72	321803	2	Screw	
73	324542	1	Cover	
74	324544	1	Casing	
75	310143	1	Flange	Incl. Fig. 11
76	210090	1	Bushing	
77	310144	1	Flange	
78	324550	1	Curtain	
79	324551	1	Slat	
80	310030	1	Plate	
81	324586	1	Extension	
82	324584	1	Extension	
83	334268	1	Extension	
84	324624	1	Casing	
85	324559	1	Support	
86	485483	1	Support	
87	334277	1	Extension	
88	350086	1	Glass	
89	310088	1	Ring	
90	130055	3	Screw	
91	324588	1	Plate	
92	324591	1	Extension	
93	120105	2	Screw	



SORTER ON GRAIN TANK WITH BAGGING-OFF DEVICE  
 TRIEUR SUR TREMIE AVEC DISPOSITIF D'ENSACHAGE  
 SORTIERZYLINDER AUF KORNTANK MIT ABSACHVORRICHTUNG  
 SORTEERDER OP GRAANTANK MET OPZAKINRICHTING

CLAYSON 1545  
 TYPENo. 312842

Fig.	Nr.	A-Q		Description	N.B.
94	460035	1		Sieve	20 x 2,75 mm - 25 x 5,6 mm.
95	460037	1		Sieve	20 x 2,5 mm. - 25 x 4,4 mm.
96	460039	1		Sieve	Ø 2 mm. - Ø 3,6 mm.
97	460041	1		Sieve	25 x 4,5 mm. - Ø 16 mm.
	460045	1		Sieve	Ø 3,5 - Ø 12
98	488999	1		Plate	
99	030079	1		Pad assy	Incl. Fig. 21, 22, 23, 27, 28
100	324621	1		Sprocket	Incl. Fig. 33, 34, 35, 36, 39, 40, 41
101	309084	1		Bearing	Incl. Fig. 64, 65
102	307968	1		Repair kit	Incl. Fig. 21, 22, 27, 75, 76, 77
103	331066	1		Guard	
104	335526	1		Protection	
105	486651	2		Hinge piece	
106	486650	2		Hnge piece	
107	332087	1		Plate	

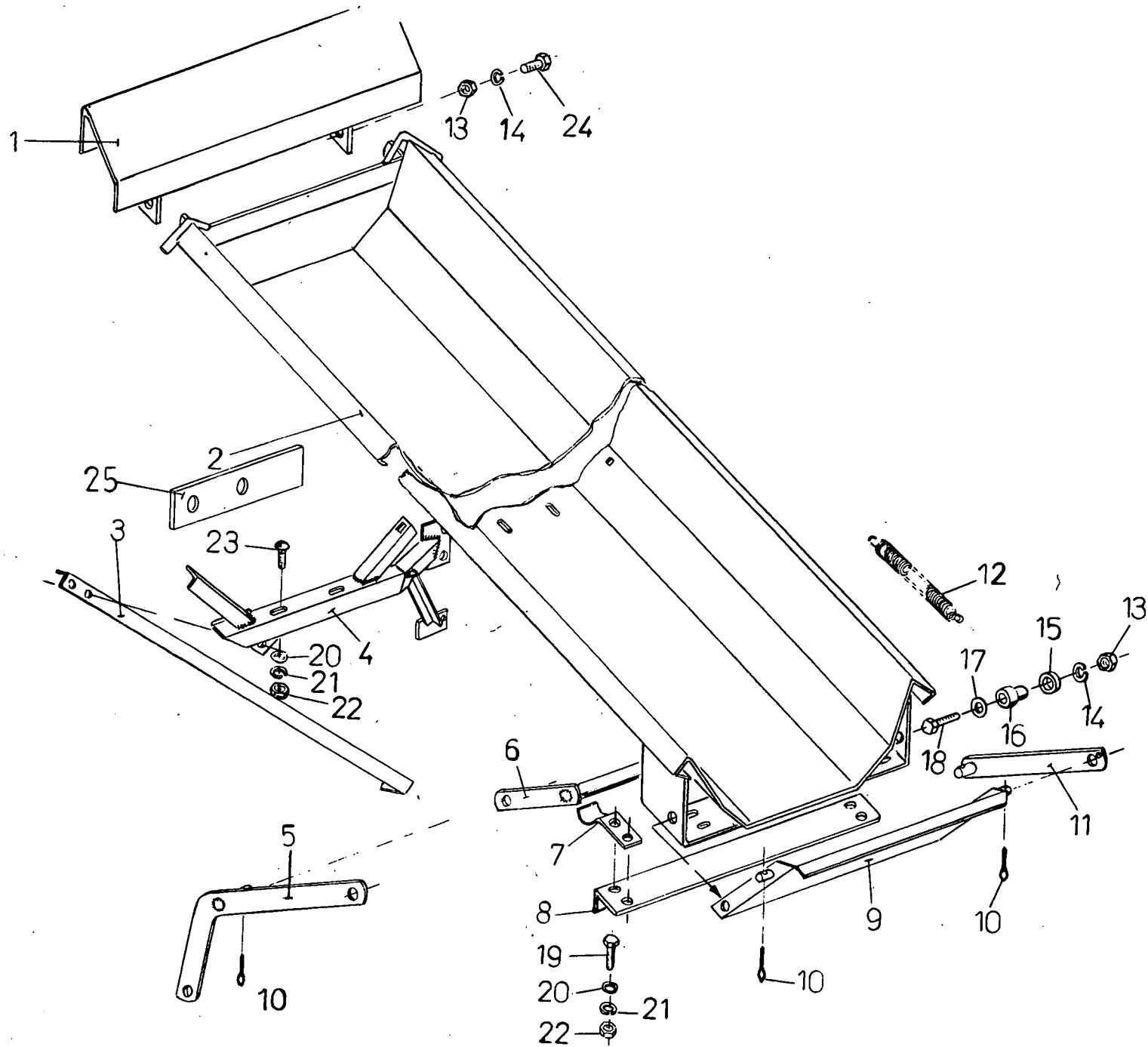




**SORTER ON GRAIN TANK WITH BAGGING-OFF DEVICE  
 TRIEUR SUR TREMIE AVEC DISPOSITIF D'ENSACHAGE  
 SORTIERZYLINDER AUF KORNTANK MIT ABSACHVORRICHTUNG  
 SORTEERDER OP GRAANTANK MET OPZAKINRICHTING**

**CLAYSON 1545  
 TYPENo. 312842**

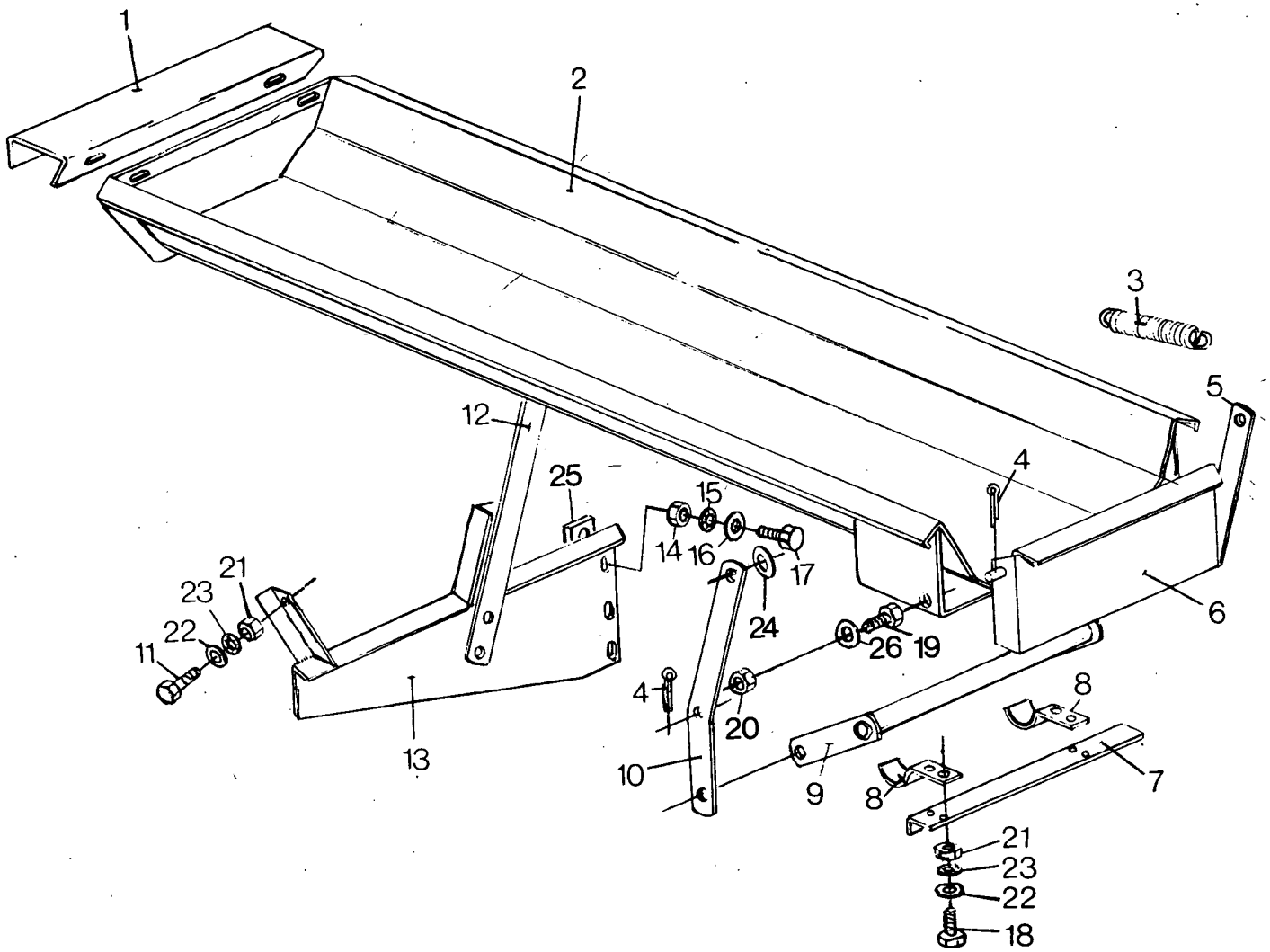
Fig.	Nr.	A-Q		Description	N.B.
1	130024	1		Rivet	
2	330002	1		Clip	
3	310129	1		Cover	
4	324575	1		Casing	
5	332772	1		Connector	
6	350086	1		Glass	
7	310088	1		Cover	
8	120100	20		Screw	
9	140040	35		Washer	
10	322357	20		Lockwasher	
11	100014	20		Nut	
12	130055	3		Screw	
13	324568	1		Casing	
14	310030	2		Cover	
15	324573	2		Support	
16	320804	1		Support	
17	308531	1		Support	
18	100015	18		Nut	
19	322358	10		Lockwasher	
20	140016	16		Washer	
21	120104	16		Screw	
22	325396	2		Plate	
23	485483	2		Fixing	
24	120105	4		Screw	
25	320788	1		Plate	
26	120161	2		Screw	
27	322120	1		Support	



BAG CHUTE  
GLISSIERE  
SACKRUTSCHE  
ZAKGOOT

CLAYSON 1520 TYPENo. 312209

Fig.	Nr.	A-Q		Description	N.B.
1	330334	1		Plate	
2	330510	1		Bag chute	
3	330337	1		Support	
4	330511	1		Support	
5	309635	1		Lever	
6	483639	1		Hinge	
7	483642	2		Hook	
8	483627	1		Plate	
9	310036	1		Cover	
10	130008	4		Cotter pin	
11	483643	1		Rod	
12	180037	1		Spring	
13	100016	4		Nut	
14	140045	4		Lockwasher	
15	140079	2		Washer	
16	200064	2		Bushing	
17	140017	2		Washer	
18	120112	2		Screw	
19	120105	7		Screw	
20	140016	18		Washer	
21	322358	18		Lockwasher	
22	100015	18		Nut	
23	120037	4		Screw	
24	120111	2		Screw	
25	364293	1		Plate	

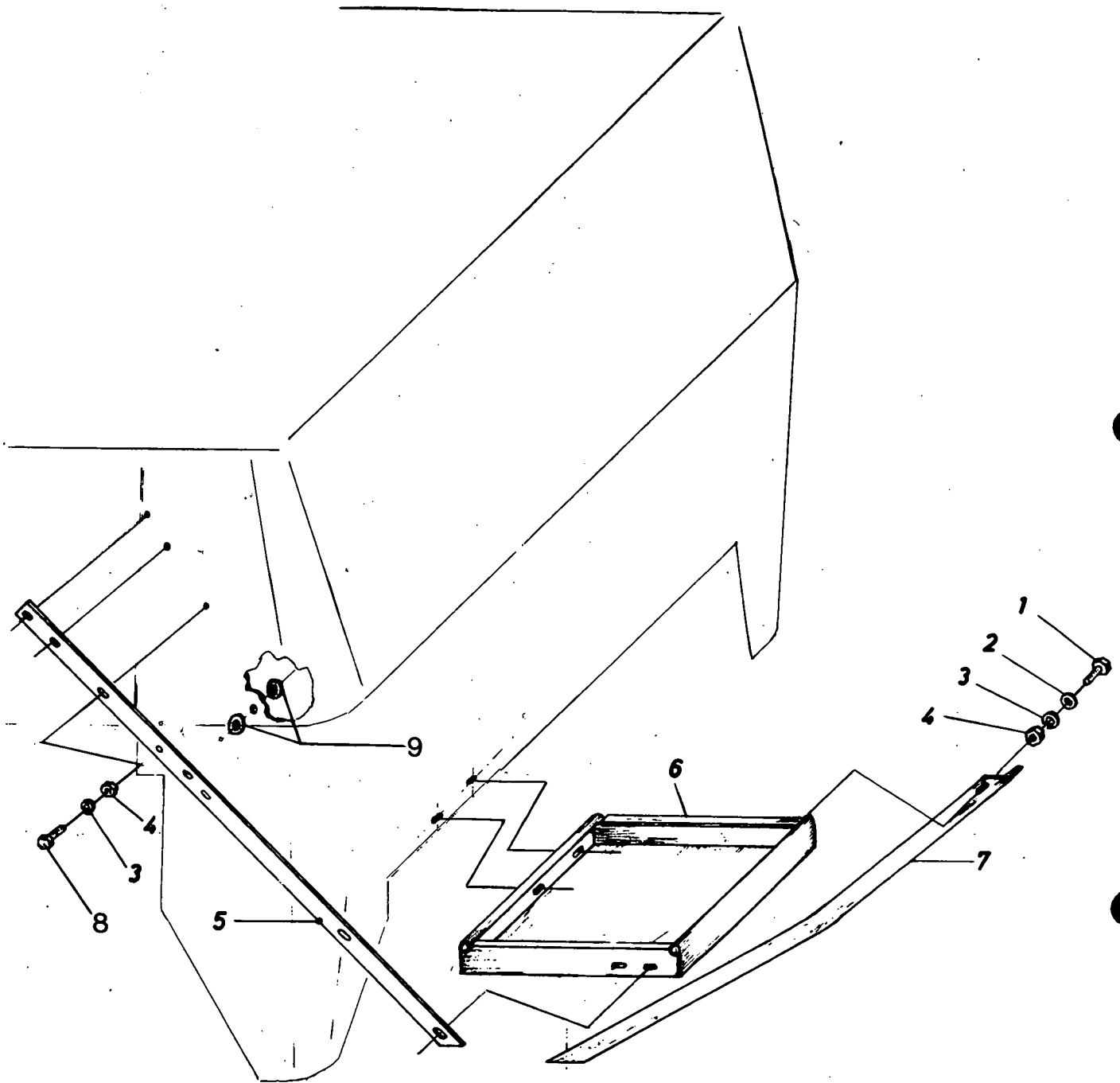


BAG CHUTE  
GLISSIERE  
SACKRUTSCHE  
ZAKGOOT

CLAYSON 1530 - 1545

TYPENo. 316684

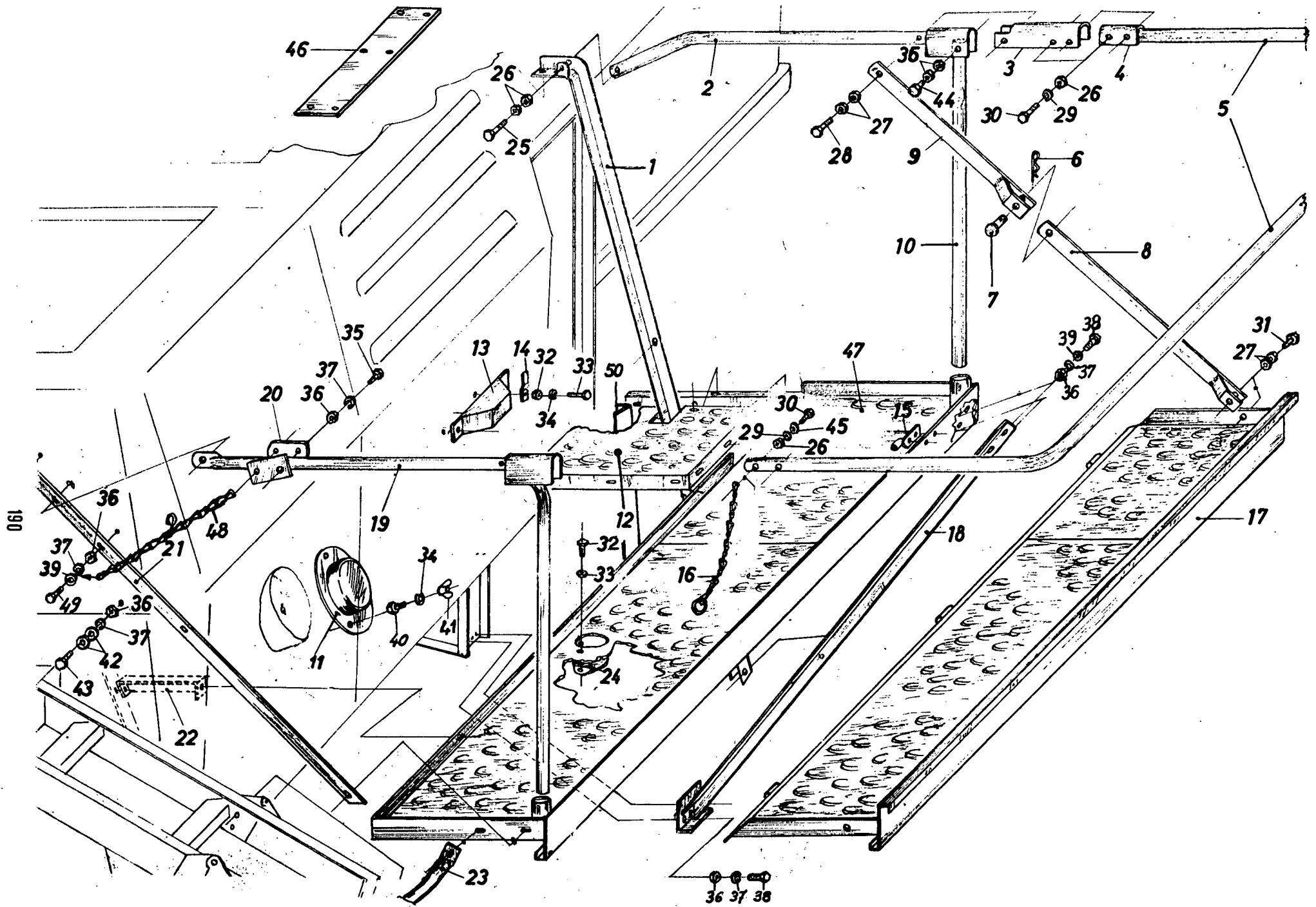
Fig.	Order Ref.	Qty.	Description	N.B.
1	410718	1	Fixing plate	
2	410665	1	Bag chute	
3	180037	2	Spring	
4	130008	4	Cotter pin	
5	410648	1	Rod	
6	410649	1	Cover	
7	410639	1	Stop plate	
8	483642	2	Hook	
9	410647	1	Hinge	
10	410646	1	Lever	
11	120037	4	Carriage bolt	
12	410699	1	Rod	
13	410729	1	Support	
14	100016	4	Hex. nut	
15	140045	4	Tooth lockwasher	
16	378244	4	Plain washer	
17	120112	4	Hex. cap screw	
18	120105	9	Hex. cap screw	
19	120081	2	Hex. cap screw	
20	337475	4	Hex. nut	
21	100015	16	Hex. nut	
22	378243	10	Plain washer	
23	322358	16	Tooth lockwasher	
24	140093	2	Plain washer	
25	307077	1	Shim	
26	362819	AR	Shim washer	



SMALL PLATFORM FOR SORTER  
PETIT PLATEAU POUR TRIEUR  
KLEINER ABSACKSTAND FÜR SORTIERZYL.  
KLEIN PLATFORM VOOR SORTEERDER

CLAYSON 1530 TYPENo. 314604

Fig.	Nr.	A-Q			
1	120161	4			
2	140016	14			
3	322358	11			
4	100015	11			
5	489049	1			
6	489180	1			
7	489186	1			
8	120104	7			
9	140041	2			

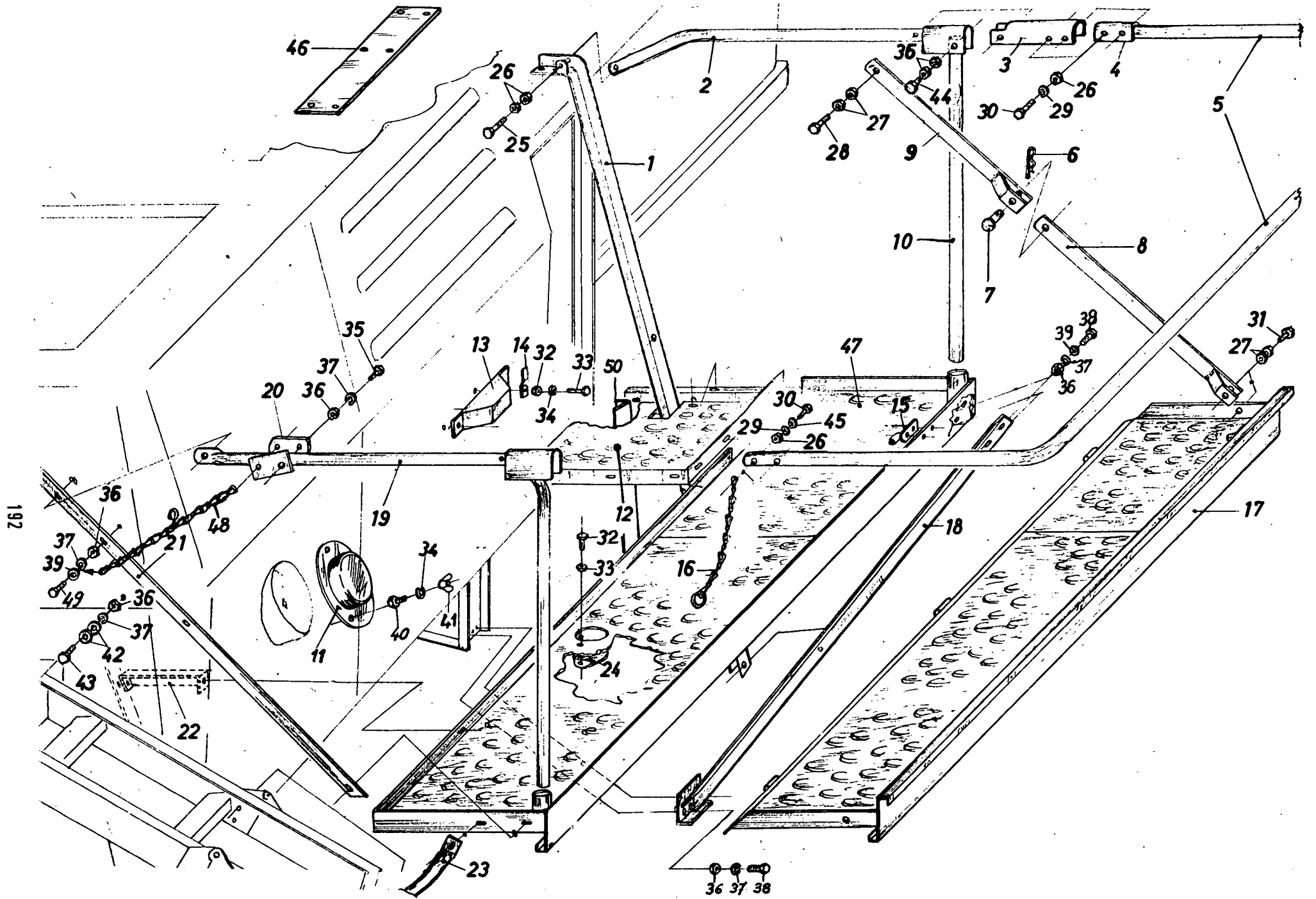




BAGGING-OFF PLATFORM  
 PLATE-FORME D'ENSACHAGE  
 ABSACKPLATTFORM  
 OPZAKPLATFORM

CLAYSON 1520 TYPENo. 312093

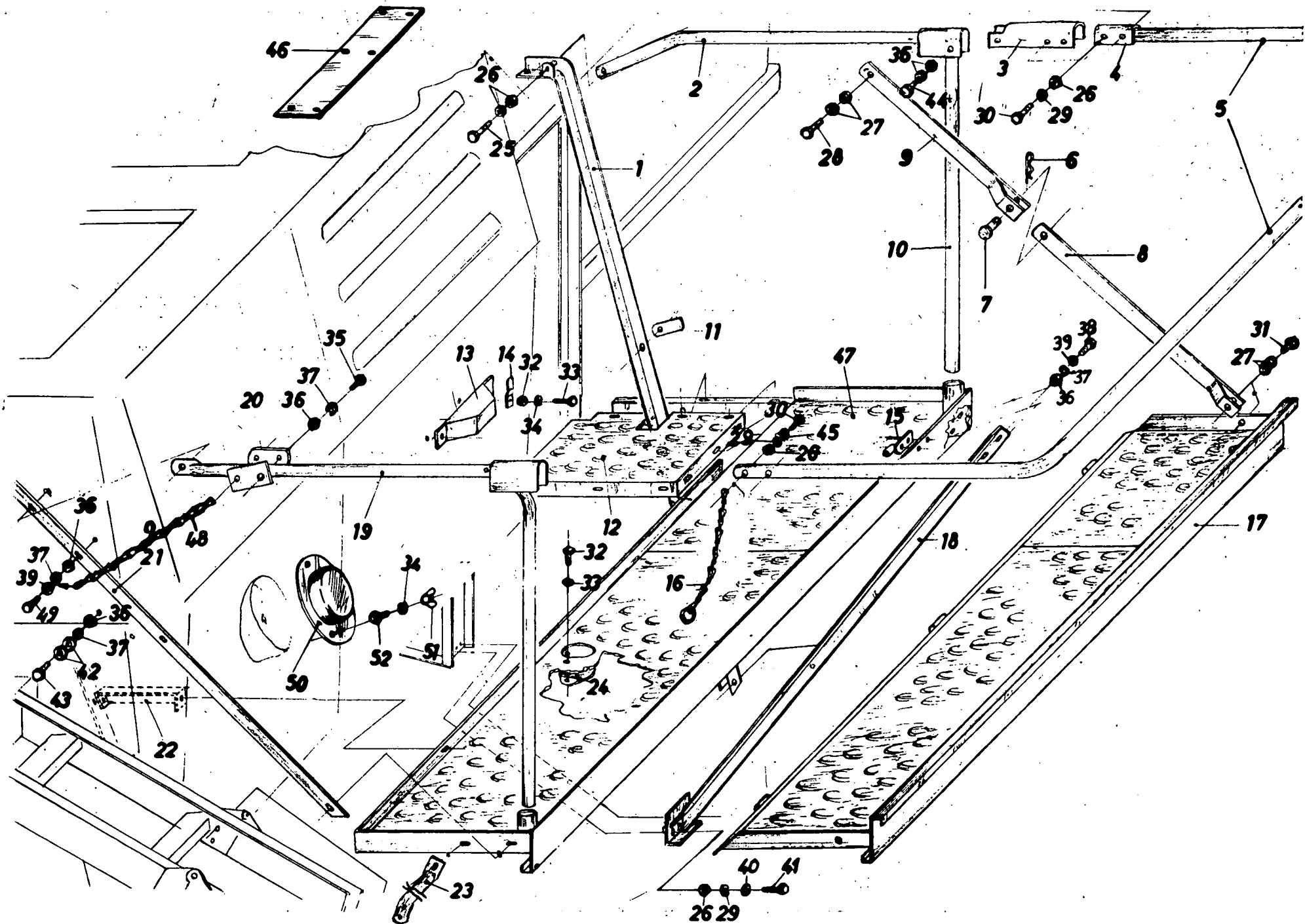
Fig.	Nr.	A-Q	Description	N.B.
1	330111	1	Angle	
2	330112	1	Handrail	
3	320999	2	Connector	
4	320998	2	Connector	
5	320997	1	Handrail	
6	180042	1	Spring	
7	321018	1	Shaft	
8	320990	2	Support	
9	320992	2	Support	
10	321003	1	Pipe	
11	330669	1	Guard	
12	330118	1	Plate	
13	320986	1	Cap	
14	320985	1	Clip	
15	489043	1	Hinge	
16	320995	1	Chain	
17	321010	1	Platform	
18	330105	1	Angle	
19	321005	1	Pipe	
20	321004	1	Plate	
21	321009	1	Slat	
22	368154	1	Support	
23	328865	1	Pipe	
24	360207	1	Cover	
25	120115	1	Screw	
26	100016	6	Nut	
27	337475	8	Nut	
28	120183	2	Screw	
29	140045	4	Lockwasher	
30	120071	4	Screw	
31	120122	3	Screw	
32	100014	5	Nut	
33	120100	3	Screw	
34	322357	4	Lockwasher	
35	120062	2	Screw	
36	100015	46	Nut	
37	322358	45	Lockwasher	
38	120161	23	Screw	
39	140016	51	Washer	
40	120101	3	Screw	
41	100004	3	Nut	
42	140041	2	Washer	
43	120104	17	Screw	
44	120061	1	Screw	
45	140042	1	Washer	
46	330117	1	Plate	
47	489025	1	Platform	
48	325865	1	Chain	



BAGGING-OFF PLATFORM  
PLATE-FORME D'ENSACHAGE  
ABSACKPLATTFORM  
OPZAKPLATFORM

CLAYSON 1520 TYPENo. 312093

Fig.	Nr.	A-Q		Description	N.B.
49 50	120105 336446	5 1		Screw Angle	

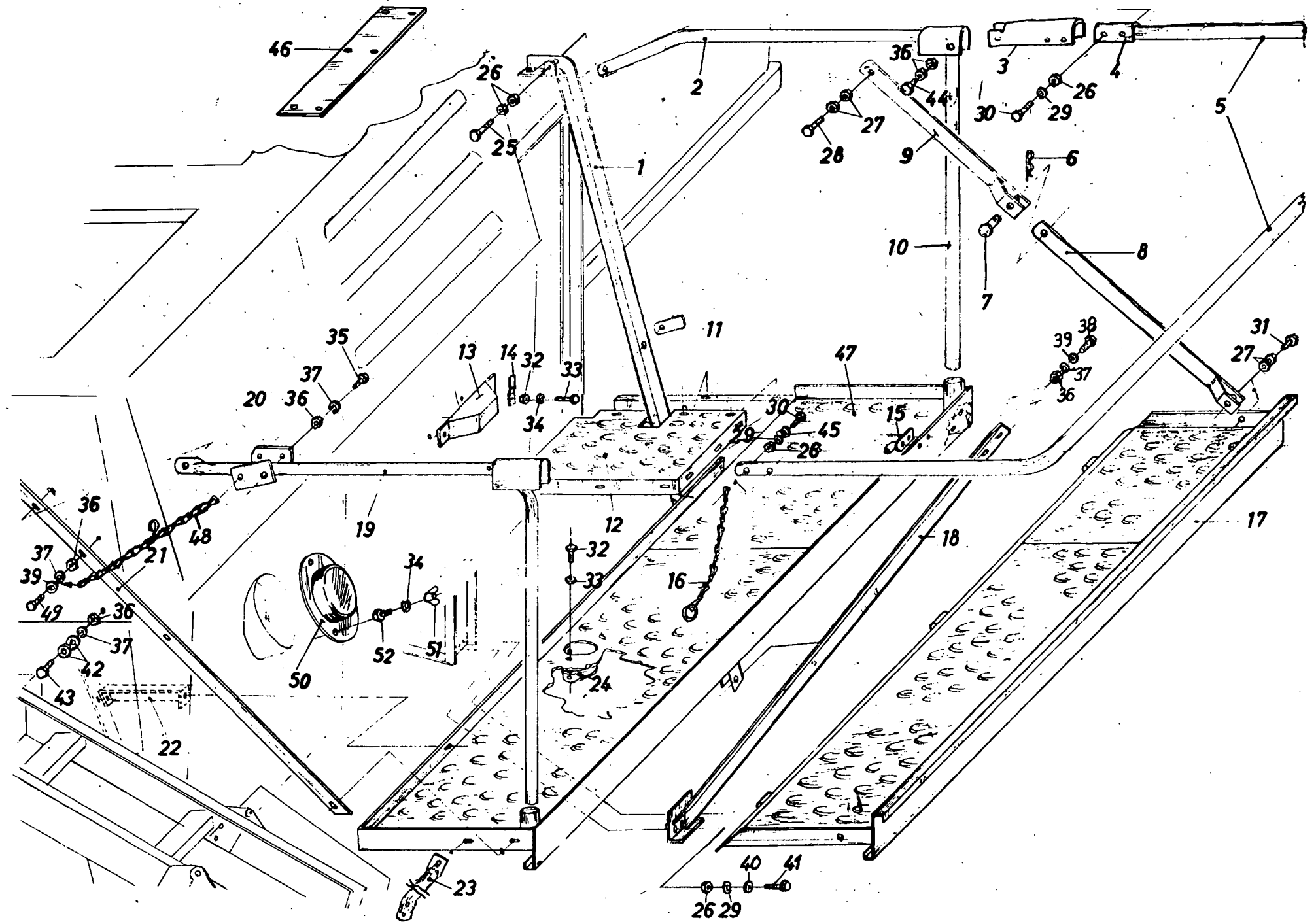


BAGGING PLATTFORM  
 PLATEAU D'ENSACHAGE  
 ABSACKSTAND  
 OPZAKPLATFORM

CLAYSON 1530 – 1545

TYPENo. 311495

Fig.	Nr.	A-Q	Description	N.B.
1	489045	1	Support	
2	321000	1	Handrail	
3	320999	2	Connector	
4	320998	2	Support	
5	320997	1	Handrail	
6	180042	1	Spring	
7	321018	1	Pin	
8	320990	2	Support	
9	320992	2	Support	
10	321003	1	Support	
11	320989	1	Clip	
12	308383	1	Platform	
13	320986	1	Support	
14	320985	1	Clamp	
15	489043	1	Plate	
16	320995	1	Chain	
17	321010	1	Platform	
18	489033	1	Angle	
19	321005	1	Handrail	
20	321004	1	Plate	
21	321009	1	Angle	
22	335103	1	Support	
23	489110	1	Handrail	
24	360207	1	Guard	
25	120072	1	Screw	
26	100016	9	Nut	
27	100018	10	Nut	
28	120183	2	Screw	
29	140045	7	Lockwasher	
30	120070	4	Screw	
31	120081	3	Screw	
32	100014	5	Nut	
33	120100	3	Screw	
34	322357	3	Lockwasher	
35	120062	2	Screw	
36	100015	42	Nut	
37	322358	39	Lockwasher	
38	120161	18	Screw	
39	140016	49	Washer	
40	140017	3	Washer	
41	120112	3	Screw	
42	140041	2	Washer	
43	120104	18	Screw	
44	120061	1	Screw	
45	140042	1	Washer	
46	489023	1	Plate	
47	489025	1	Platform	
48	325865	1	Chain	

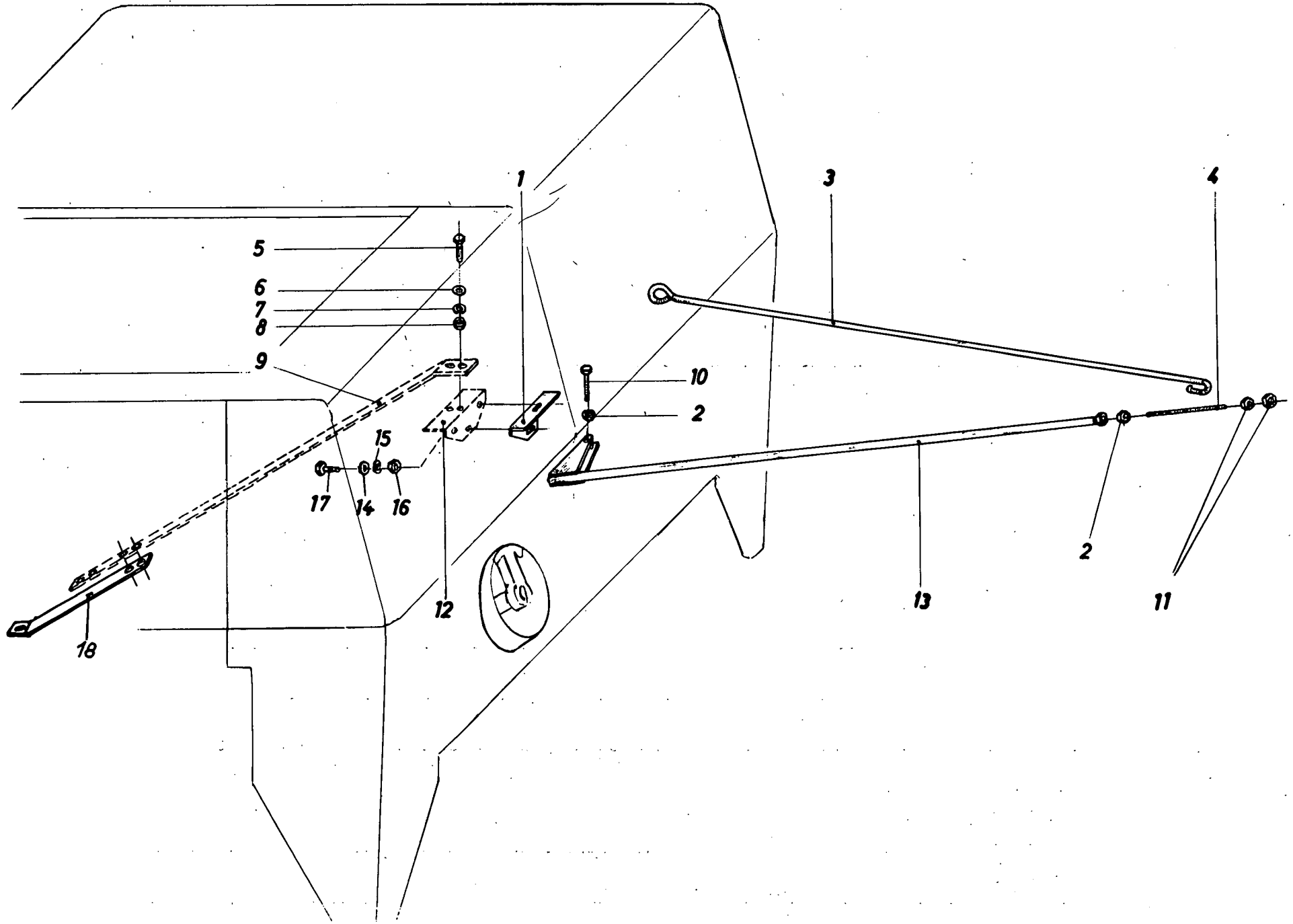


BAGGING PLATTFORM  
PLATEAU D'ENSACHAGE  
ABSACKSTAND  
OPZAKPLATFORM

CLAYSON 1530 – 1545

TYPENo. 311495

Fig.	Nr.	A-Q		Description	N.B.
49	120105	1		Screw	
50	330669	1		Cover	
51	100004	3		Nut	
52	120101	3		Screw	





SPECIAL RODS  
TIRANTS SPECIAUX  
SONDERZUGSTANGEN  
SPECIALE TREKSTANGEN

CLAYSON 1520 - 1530 - 1545

TYPENo. 311496

Fig.	Nr.	A-Q		Description	N.B.
1	489056	1		Support	
2	100020	3		Nut	
3	307014	1		Rod	
4	340146	1		Stud	
5	120161	2		Screw	
6	140016	4		Washer	
7	322358	2		Lockwasher	
8	100015	2		Nut	
9	337328	1		Support	
10	120091	1		Screw	
11	100039	2		Nut	
12	489055	1		Support	
13	320921	1		Rod	
14	140017	6		Washer	
15	140045	3		Lockwasher	
16	100016	3		Nut	
17	120111	3		Screw	
18	337329	1		Support	

INDEX

No	Page	Fig.	No	Page	Fig.	No	Page	Fig.	No	Page	Fig.
025194	127	36	120039	47	12	130014	129	5	180016	159	28
025805	127	38	120041	65	47	130024	111	24	180019	83	9
025808	57	10	120044	9	24	130051	81	16	180037	185	12
025816	127	37	120047	119	17	130054	81	15	180042	37	1
030062	111	21	120048	145	38	130055	147	78	180043	85	14
030069	47	1	120049	111	22	130065	31	26	190063	83	5
030079	149	90	120050	55	11	130070	127	4	190064	49	4
030122	47	1	120057	173	2	134366	89	4	190067	21	8
030127	55	3	120061	113	47	134392	89	1	190121	49	4
030174	51	10	120062	145	19	135965	23	4	190137	83	4
030190	47	1	120063	159	29	140013	25	6	190149	13	2
030384	81	9	120065	51	24	140015	9	31	200064	185	16
030437	163	7	120070	195	30	140016	11	3	200071	115	35
034439	53	25	120071	191	30	140017	13	12	200073	119	16
036853	117	52	120072	195	25	140018	63	23	200076	111	23
040084	81	11	120081	187	19	140020	19	23	200121	53	26
045217	57	11	120082	143	61	140021	101	2	200122	55	9
048685	35	23	120083	143	72	140022	127	30	200203	31	9
049637	65	49	120084	103	3	140024	147	59	200261	55	10
056128	127	9	120086	129	46	140026	145	40	200339	149	93
058943	89	9	120089	129	22	140027	145	21	200339	177	3
080680	35	44	120091	19	24	140031	53	31	201044	19	20
080702	35	45	120098	159	23	140040	31	5	210034	173	36
084001	35	21	120099	9	23	140041	15	9	210042	145	35
087049	35	43	120100	19	15	140042	53	16	210043	145	5
087916	35	27	120101	13	6	140043	57	6	210087	81	11
088952	35	22	120102	85	9	140045	3	3	210090	147	64
100004	31	40	120103	27	17	140046	9	13	210101	115	5
100005	25	22	120104	15	8	140047	129	41	220049	35	31
100012	23	7	120105	115	13	140048	55	5	220063	111	5
100013	159	26	120106	21	5	140079	185	15	225376	35	41
100014	9	21	120107	31	8	140087	127	25	230027	145	13
100015	11	5	120109	13	13	140090	63	46	230031	145	13
100016	9	4	120110	31	4	140093	187	24	230056	55	15
100018	195	27	120111	9	6	140102	145	37	230102	163	14
100019	129	40	120112	9	7	140103	127	29	230119	145	13
100020	19	22	120114	53	19	140104	129	6	230128	111	7
100023	101	4	120115	53	1	140108	145	3	230143	111	7
100035	57	14	120120	99	16	140126	57	12	236672	35	11
100038	131	60	120121	129	30	140175	63	22	236673	35	13
100039	129	20	120122	191	31	140182	159	24	236674	35	12
100067	31	35	120127	99	40	140190	69	52	236675	35	16
100095	119	10	120161	19	5	140223	63	21	236676	35	17
110016	113	43	120183	191	28	140229	71	43	236677	35	39
120007	31	32	120201	3	2	150024	81	23	236678	35	36
120014	49	7	120214	115	22	170005	145	9	236679	35	40
120029	49	17	120216	45	2	170006	145	9	236680	35	14
120031	11	6	120237	129	45	170022	53	35	236682	35	35
120032	9	30	120252	129	43	170025	173	39	240108	145	18
120035	47	6	120256	93	1	170043	127	20	240109	147	57
120037	33	53	130003	49	9	170051	9	9	242830	35	42
120038	117	51	130008	69	49	170062	53	6	260023	127	16

INDEX

No	Page	Fig.	No	Page	Fig.	No	Page	Fig.	No	Page	Fig.
260067	111	38	308842	67	46	321000	195	2	324568	157	13
260190	127	6	308938	93	7	321003	191	10	324573	157	15
270019	145	12	309084	115	42	321004	191	20	324575	157	4
270022	145	2	309354	115	43	321005	191	19	324584	147	70
270022	159	38	309355	117	49	321009	191	21	324586	147	69
270063	165	2	309358	119	3	321010	191	17	324588	147	79
270064	145	34	309360	119	18	321018	191	7	324589	147	75
270079	53	3	309362	119	43	321037	147	87	324591	147	80
290042	53	4	309450	121	56	321204	81	8	324592	147	71
290047	53	2	309467	119	2	321204	133	31	324593	147	47
290057	53	37	309475	117	48	321245	131	76	324594	147	45
290060	111	39	309476	115	44	321739	127	28	324621	149	88
290066	111	2	309477	121	62	321793	127	3	324622	145	36
290099	53	27	309478	121	60	321803	23	13	324624	147	72
290112	111	27	309623	37	2	321815	127	35	324628	145	13
290114	111	25	309635	185	5	321950	121	66	324629	147	53
290116	55	4	309974	23	2	322120	183	27	324630	147	52
290122	53	24	309975	23	8	322314	19	11	324788	115	45
290159	55	1	310001	17	16	322355	23	15	324789	115	20
290163	55	2	310029	145	25	322356	159	25	324790	115	21
290169	119	13	310030	147	68	322357	9	22	324792	115	37
300003	113	42	310036	185	9	322358	11	4	325102	153	66
300004	145	7	310045	113	40	322359	101	3	325103	119	20
300355	131	75	310046	145	4	322362	53	21	325104	117	53
300387	99	41	310080	145	8	322385	71	5	325259	129	10
300389	81	25	310088	147	77	323014	115	8	325261	129	34
300394	129	42	310106	145	14	323016	115	36	325272	119	9
300409	85	8	310129	157	3	323018	115	7	325274	121	48
300480	81	10	310143	147	63	323019	115	2	325275	121	50
300510	91	2	310144	147	65	323036	115	9	325276	119	45
300526	129	47	310146	145	33	323079	115	26	325279	121	53
300893	119	36	310165	159	21	323594	23	6	325282	121	47
301564	131	72	313017	3	1	323597	31	28	325283	119	44
307014	199	3	317151	99	37	323787	9	11	325285	121	54
307043	81	20	317213	87	1	324256	117	46	325290	129	24
307044	81	30	320038	145	26	324256	121	59	325378	159	15
307077	187	25	320038	165	26	324515	147	49	325385	173	14
307315	111	4	320767	161	50	324516	145	17	325388	159	42
307348	69	50	320788	157	25	324516	165	17	325396	157	22
307968	149	89	320804	157	17	324517	153	62	325396	171	22
308383	195	12	320824	155	106	324519	153	55	325396	183	22
308531	157	16	320921	199	13	324524	153	59	325594	97	12
308712	81	21	320923	147	51	324529	147	48	325724	121	55
308720	81	19	320985	191	14	324542	147	61	325865	191	48
308754	81	12	320986	191	13	324544	147	62	326148	119	45
308757	81	26	320989	195	11	324550	147	66	326207	115	3
308759	81	27	320990	191	8	324551	147	67	326210	115	6
308761	11	2	320992	191	9	324551	167	79	326751	91	8
308824	47	7	320995	191	16	324552	147	56	326769	91	6
308825	47	8	320997	191	5	324554	147	46	326799	163	10
308826	47	7	320998	191	4	324557	145	42	327508	127	22
308827	47	8	320999	191	3	324559	147	73	328522	89	5

INDEX

No	Page	Fig.	No	Page	Fig.	No	Page	Fig.	No	Page	Fig.
328675	163	5	331299	115	12	335099	115	29	336952	107	3
328677	163	6	331300	115	1	335100	115	19	337104	99	9
328680	163	4	331337	119	40	335103	195	22	337105	99	38
328681	163	20	331342	81	29	335133	63	7	337106	97	11
328801	147	86	331481	49	10	335158	159	13	337110	99	11
328805	145	42	331482	49	11	335228	53	9	337112	99	33
328807	145	18	331606	89	2	335261	81	13	337324	95	14
328812	147	51	331619	35	25	335309	23	3	337325	97	11
328860	111	7	331746	41	1	335315	23	9	337328	199	9
328863	147	57	331922	25	27	335523	121	46	337329	199	18
328865	191	23	332038	111	3	335524	155	107	337411	9	29
328873	127	7	332087	155	108	335525	169	104	337475	9	28
330002	157	2	332243	81	1	335526	181	104	337563	9	12
330004	111	18	332399	65	48	335691	127	19	338046	3	4
330073	109	3	332401	25	5	335728	63	41	338206	71	43
330074	109	4	332401	35	4	335905	123	1	338263	57	5
330075	109	5	332673	141	6	335906	123	6	338593	9	17
330105	191	18	332766	153	54	335907	123	7	338609	9	17
330111	191	1	332767	167	51	336044	49	12	338803	25	13
330112	191	2	332770	153	56	336050	127	8	338844	35	15
330117	191	46	332772	157	5	336057	49	4	338909	107	7
330118	191	12	332830	153	51	336059	49	13	338910	107	8
330294	159	14	332914	101	1	336098	49	13	338915	107	5
330297	159	16	332917	101	7	336099	49	12	338918	107	5
330334	185	1	332921	103	2	336152	27	21	338993	119	38
330337	185	3	332922	103	1	336446	193	50	340116	55	13
330340	57	13	333030	41	1	336524	163	16	340139	67	45
330413	7	6	333031	83	1	336531	85	4	340146	199	4
330510	185	2	333032	83	2	336536	85	16	350083	119	22
330511	185	4	333038	49	19	336539	85	17	350086	147	76
330664	129	32	333039	49	19	336541	85	2	350114	81	22
330665	129	35	333240	25	19	336542	85	5	350453	115	18
330669	191	11	333299	115	25	336543	85	13	350615	115	18
330691	137	10	333300	115	24	336554	93	2	353072	23	14
330744	129	37	333409	99	34	336604	105	2	353078	31	17
330816	53	5	334172	179	69	336605	105	3	353124	119	4
330817	53	23	334175	177	18	336608	105	1	353187	99	1
330818	53	36	334264	179	51	336609	105	2	353304	85	1
330819	53	20	334266	177	42	336617	51	17	353308	33	51
330823	53	14	334268	179	83	336618	51	14	353664	127	15
330825	53	33	334277	179	87	336619	51	13	353670	127	1
330826	53	18	334453	47	1	336620	51	13	353674	127	17
330934	91	1	334455	47	1	336622	119	25	353677	127	18
331036	53	17	334682	127	23	336624	119	25	353678	127	14
331055	83	3	334696	25	21	336625	119	19	353684	127	2
331058	83	8	334734	101	5	336628	119	34	353893	39	3
331066	155	104	334735	101	6	336631	107	2	353969	31	14
331137	63	2	334970	127	24	336632	107	4	354035	37	3
331138	63	1	335002	45	3	336634	107	1	354120	9	14
331224	81	3	335003	45	1	336816	107	6	354123	9	15
331226	81	24	335004	45	1	336843	25	11	354127	25	9
331275	81	14	335042	47	5	336850	25	1	354129	25	10

INDEX

No	Page	Fig.	No	Page	Fig.	No	Page	Fig.	No	Page	Fig.
354130	25	12	355839	141	11	357288	89	7	368321	133	11
354585	75	11	355842	141	12	357424	67	8	368322	133	14
354588	75	3	355846	141	14	357425	67	10	368582	35	7
354590	63	11	355849	141	3	357467	89	8	370003	145	1
354592	67	14	355850	141	4	357565	25	20	370011	119	15
354593	67	13	355856	141	18	359726	39	5	370421	17	6
354597	71	3	355859	141	19	360137	45	1	370426	129	3
354728	31	38	355860	129	2	360192	111	1	370427	129	4
354747	9	26	355861	129	1	360193	111	16	370430	137	14
354751	9	27	355864	137	13	360207	191	24	370432	17	7
354756	9	2	355865	17	1	360211	111	16	370455	15	2
354758	9	20	355866	15	3	360267	147	44	370915	17	14
354766	9	18	355867	15	12	362130	39	4	370922	17	19
354773	9	1	355868	141	7	362139	115	19	370928	17	15
354890	21	4	355879	129	8	362141	115	30	371356	9	16
354890	31	11	355882	129	9	362278	57	4	371448	95	12
354891	21	3	355884	17	13	362284	91	1	371450	95	4
354893	21	1	355885	19	16	362371	57	17	371452	95	13
354902	21	2	355886	19	3	362402	57	16	371453	95	1
354922	63	36	355887	19	2	362548	67	3	371454	95	3
354923	63	37	355888	19	18	362558	31	16	371459	97	9
354924	63	38	355889	129	44	362651	63	3	371460	95	11
354925	63	31	355890	135	59	362780	63	13	371461	97	7
354926	63	32	355891	135	59	362781	63	14	371462	97	8
354927	63	33	355897	129	26	362782	63	10	371467	97	6
354929	63	34	355898	129	27	362783	63	8	371468	97	5
354938	63	19	355911	141	36	362809	63	29	371470	95	10
355056	63	39	355926	141	23	362819	187	26	371472	95	2
355152	67	40	355929	19	21	362870	75	30	371473	95	5
355154	67	41	355971	131	59	362871	75	42	371475	97	15
355157	67	29	355976	129	36	362874	75	44	371476	97	16
355160	71	42	355983	129	23	362878	75	40	371678	131	67
355161	71	30	356000	129	13	362895	63	42	371679	131	69
355164	75	33	356001	141	14	362896	63	30	372199	15	4
355165	75	38	356160	9	18	362945	67	44	372883	43	9
355166	75	36	356325	35	29	364000	63	40	372886	43	5
355167	75	37	356505	99	29	364052	9	19	372887	43	1
355168	75	32	356519	99	21	364153	9	10	373037	125	1
355169	75	31	356520	99	30	364154	9	8	373354	129	11
355173	75	40	356521	99	27	364293	185	25	373505	129	18
355176	75	34	356522	99	4	364718	121	49	373667	51	21
355177	75	41	356525	99	3	364719	121	49	373782	129	12
355182	75	19	356577	13	9	364822	57	15	373786	129	19
355183	75	29	356580	13	8	365978	131	73	374369	15	1
355264	51	12	357165	27	12	365979	139	74	374390	15	7
355376	51	1	357166	25	28	365980	131	74	374408	15	13
355377	51	1	357167	25	14	366162	9	1	374440	15	6
355833	15	5	357251	23	5	368039	67	42	374489	63	19
355833	19	14	357263	143	59	368039	67	30	374490	75	19
355834	19	10	357264	143	59	368154	191	22	374584	15	16
355835	19	19	357265	143	59	368274	133	18	374585	15	15
355836	19	9	357286	89	6	368316	133	19	374586	15	14

INDEX

No	Page	Fig.	No	Page	Fig.	No	Page	Fig.	No	Page	Fig.
374700	129	14	380665	31	34	395010	131	68	424078	135	83
375306	17	2	381180	31	24	395011	131	64	460014	49	25
375321	31	7	381513	31	21	395012	131	66	460035	147	82
375322	31	3	381985	31	27	395013	131	65	460037	147	83
375866	131	78	384276	89	10	395014	131	70	460039	147	84
375975	93	7	384277	89	3	395017	131	82	460041	147	85
376936	47	4	384525	31	25	395054	131	71	460045	147	85
376937	47	4	384566	99	2	395055	131	81	460079	49	25
377153	99	31	384567	99	43	395137	33	57	470005	25	2
377155	99	36	385040	11	1	395367	129	25	470033	25	3
377159	99	26	385041	11	1	396576	81	22	481375	53	10
377161	99	28	385044	11	1	396638	31	43	481489	163	22
377162	99	20	385046	11	1	396935	63	12	481490	163	23
377164	119	8	385048	11	1	397847	7	5	482518	15	18
377166	31	20	385050	11	1	398353	7	10	482896	83	6
377203	33	50	385052	11	1	398645	91	6	483260	145	23
377206	33	48	385055	11	1	398733	7	8	483264	145	28
377452	99	44	385057	11	1	398802	7	2	483265	163	15
377540	79	29	386413	35	30	398803	7	2	483283	145	29
377842	33	47	386414	35	32	398804	7	1	482384	145	16
377843	33	49	386415	35	33	410532	131	61	483627	185	8
378201	115	30	386499	33	48	410639	187	7	483639	185	6
378243	33	56	386564	33	49	410646	187	10	483642	185	7
378244	187	16	386656	33	50	410647	187	9	483643	185	11
378245	7	7	386709	31	23	410648	187	5	483700	47	11
378346	131	80	386750	31	22	410649	187	6	483736	49	16
378380	129	48	386761	31	18	410665	187	2	483738	49	2
378381	131	53	386889	31	42	410699	187	12	483741	49	3
378382	131	79	386917	35	19	410718	187	1	483743	49	20
378383	131	51	386918	35	20	410729	187	13	483749	49	8
378385	131	52	386919	35	24	411131	7	8	484002	113	46
378387	131	49	386920	35	34	411156	7	10	484004	113	45
378388	131	50	386921	35	18	411170	7	9	484007	113	44
378389	131	56	386922	35	38	411172	7	9	484009	111	35
378390	131	55	386923	35	37	411197	7	6	484865	145	24
378390	139	55	387028	29	1	411400	7	3	484504	45	3
378427	33	54	387797	57	7	411401	7	3	485483	147	74
378831	63	41	390009	93	5	411417	7	9	486650	149	91
378833	47	8	390035	129	7	411419	7	9	486651	149	92
378834	47	7	390067	49	8	411532	7	4	486652	163	18
379023	79	30	390072	63	44	411552	7	4	486891	49	2
379025	79	20	390075	75	43	411616	7	1	486898	49	11
380364	73	29	390466	29	2	411673	5	1	486899	49	10
380367	73	20	390529	29	2	411674	5	1	486903	49	26
380368	73	30	390641	31	15	411807	9	3	487048	55	12
380392	31	19	390728	39	1	418237	107	7	488226	111	8
380558	99	45	390728	39	1	418265	159	9	488227	111	9
380629	31	43	390750	119	41	421030	23	1	488229	111	32
380633	31	41	392825	81	14	422778	135	50	488233	111	10
380634	31	46	394010	143	68	422782	143	78	488234	111	19
380635	31	42	395008	131	62	423415	135	80	488235	111	20
380664	31	33	395009	131	63	424077	135	53	488236	113	45

INDEX

No	Page	Fig.	No	Page	Fig.	No	Page	Fig.	No	Page	Fig.
488237	111	33									
488238	111	34									
488239	111	36									
488291	45	3									
488292	45	3									
488293	45	3									
488294	45	1									
488390	13	7									
488393	13	1									
488394	13	3									
488567	161	52									
488568	159	22									
488671	49	18									
488851	111	20									
488852	111	37									
488853	111	19									
488854	111	34									
488855	111	33									
488856	111	36									
488987	147	50									
488988	147	43									
488999	155	98									
489021	163	19									
489023	195	46									
489025	191	47									
489033	195	18									
489043	191	15									
489045	195	1									
489049	189	5									
489055	199	12									
489056	199	1									
489110	195	23									
489180	189	6									
489186	189	7									
489195	159	33									
489197	161	51									
489198	159	27									
489200	159	20									
489201	173	16									
489780	45	1									
489980	111	17									
489993	111	37									