

*Car  
Fily  
Verhoze*

**ONDERDELENLIJST**

**SERVICE PARTS CATALOGUE**

**LISTE DE PIECES DE RECHANGE**

**ERSATZTEILLISTE**

**MODEL M103**

**ISSUE 9053**

GELDIG VANAF

VALID FROM

VALABLE A PARTIR

GÜLTIG AB

MACHINE Nr.

409001 - 925999

MASCHINE Nr.

VERVANGT UITGAVEN  
REPLACES ISSUES  
REMPLACE PUBLICATIONS  
ERSETZT AUSGABEN

00.101 M  
00.625 M  
10.514 M  
20.415 M  
30.115 M  
40.101 M  
40.101 M - 285 - DUIT  
40.906 M  
40.906 M - 285 - DUIT

CLAYSON N.V. — ZEDELGEM — BELGIE

tel. : 050/293.71 — Telegr. : CLAYSON — ZEDELGEM — Telex : 19127

PRINTED IN BELGIUM

15 AUG. 1969 40.000

**ZEER BELANGRIJKE INSTRUCTIES VOOR HET BESTELLEN VAN ONDERDELEN  
BIJ UW CLAYSON AGENT.**

**OM TIJDVERLIES TE VERMIJDEN :** Doet Uw bestellingen met opgave van onderstaande gegevens.

1. Type en nummer van de machine

**BEVINDEN ZICH OP DE RECHTERZIJDE VAN HET STUURPLATFORM**

2. Type en nummer van de motor
3. Nummer en aantal van de gewenste stukken
4. De verzendingswijze met Uw juist adres

**BELANGRIJKE GEGEVENS BIJ GEBRUIK VAN DIT ONDERDELENBOEK.**

1. Left-hand = Linker zijde: N.B. VOLGENS DE RIJRICHTING VAN DE MACHINE
2. Right-hand = Rechter zijde
3. Kolom Nr. 5 aangeduid met "code" = Een codenummer, waarvan U de uitleg vindt in de voetnoot, duidt de toepassing aan van het stuk op de machine.

**VOORBEELD:** Hierna vindt U een stuk tekst uit de groep DIFFERENTIEEL & REMMEN. Naast het opschrift vindt U de aanduiding 409001 - 925999. Dit wil zeggen dat deze groep gebruikt wordt vanaf machine Nr. 409001 tot en met machine Nr. 925999, behoudens uitzonderingen per stuknummer aangegeven.

Voor figuur 1 vindt U 090003 aangeduid met het cijfer 24 in de kolom "code". Stuknummer 090056 daarentegen wordt aangeduid met het cijfer 650 in de kolom "code"

In de voetnoot vindt U dat stukken aangeduid met cijfer 24 gebruikt worden vanaf machine Nr. 409001 tot en met Nr. 713999. Stukken aangeduid met het cijfer 650 worden gebruikt vanaf machine Nr. 743001 tot en met machine Nr. 925999.

**DIFFERENTIEEL & REMMEN - DIFFERENTIAL & BRAKES  
DIFFERENTIEL & FREINS - DIFFERENTIAL & BREMSEN** 409001 - 925999

Fig.	Order ref.	Old reference	Qty.	Code	Description	N.B.
1	090003	MZ 344000.03	1	24	Differential assy.	incl.fig.2,3,4,5,6,7,8,9,10, 11,12 incl.fig.2,3,4,5,6,7,8,9,10 11,12
	090056		1	650	Differential assy.	
2	410013	MZ 344010	1	38	Ring gear	(a)
3	130021	DIN660-14x50	12	38	Rivet, round head	
4	410003	MZ 344003	1	38	Differential housing	
Code 1 : 409001 - 409999		Code 75 : 419001 - 925999		(a) Matched set		
19 : 409001 - 652999		276 : 501001 - 925999				
24 : 409001 - 713999		570 : 663001 - 925999				
26 : 409001 - 753999		650 : 743001 - 925999				
38 : 409001 - 925999						

4. In de kolom N.B. staan soms letters tussen haakjes; deze verwijzen eveneens naar een voetnoot.

**VUL NU EERST DE GEGEVENS VAN UW MACHINE IN :**

- |                               |                                    |
|-------------------------------|------------------------------------|
| 1. Machinetype : .....        | 5. Machinenummer : .....           |
| 2. Motortype : .....          | 6. Motornummer : .....             |
| 3. Maaibordbreedte : .....    | 7. Datum inbedrijfstelling : ..... |
| 4. Kontaktsleutel Nr. : ..... | 8. Bandenmaat : Vóór .....         |
|                               | Achter .....                       |

Bijkomende uitrustingen op Uw machine gemonteerd :

.....

.....

**GEBRUIK ENKEL ORIGINELE CLAYSON ONDERDELEN**

**VERY IMPORTANT INSTRUCTIONS FOR ORDERING SERVICE PARTS TO YOUR CLAYSON DEALER**

**TO PREVENT DELAY :** Always mention the following data in your orders.

1. Type and serial number of the machine

**CAN BE FOUND ON THE RIGHT HAND SIDE OF THE OPERATOR'S PLATFORM**

2. Type and serial number of the engine
3. Part number and quantity of the required parts
4. Way of dispatch and your correct address.

**IMPORTANT INDICATIONS FOR USING THIS PARTS CATALOGUE.**

1. Left-hand N.B. ACCORDING TO THE DIRECTION OF TRAVEL OF THE MACHINE
2. Right-hand
3. Column Nr.5 indicated with "Code" = A codenumber, of which you find the explanation in the footnote, indicates the usage of service parts on the machines.

**EXAMPLE :** Hereafter you find an extract of the text of the group DIFFERENTIAL & BRAKES, with the indication 409001 - 925999 in the heading. This means that this group has been used from machine Nr. 409001 through machine Nr. 925999, unless otherwise indicated in the column "Code".

For figure 1 you find part number 090003 indicated with codenumber 24 in the column "Code". On the other hand part number 090056 has been indicated with Codenumber 650 in the column "Code".

In the footnote you find that part numbers indicated with codenumber 24 are used on machines from Nr. 409001 through machine Nr. 713999. Part numbers indicated with codenumber 650 are used from machine Nr. 743001 through machine Nr. 925999.

**DIFFERENTIEEL & REMMEN - DIFFERENTIAL & BRAKES**  
**DIFFERENTIEL & FREINS - DIFFERENTIAL & BREMSEN** 409001 - 925999

Fig.	Order ref.	Old reference	Qty.	Code	Description	N.B.
1	090003	MZ 344000.03	1	24	Differential assy.	incl.fig.2,3,4,5,6,7,8,9,10,11,12
	090056		1	650	Differential assy.	
2	410013	MZ 344010	1	38	Ring gear	(a)
3	130021	DIN660-14x50	12	38	Rivet, round head	
4	410003	MZ 344003	1	38	Differential housing	
Code 1 : 409001 - 409999				Code 75 : 419001 - 925999		(a) Matched set
19 : 409001 - 652999				276 : 501001 - 925999		
24 : 409001 - 713999				570 : 663001 - 925999		
26 : 409001 - 753999				650 : 743001 - 925999		
38 : 409001 - 925999						

4. Sometimes there are letter between brackets in the column N.B. They refer also to a footnote.

**FIRST FILL IN THE DATA OF YOUR MACHINE**

- |                            |  |
|----------------------------|--|
| 1. Type of machine : ..... | 5. Serialnumber : .....                    |
| 2. Type of engine : .....  | 6. Serialnumber : .....                    |
| 3. Header width : .....    | 7. Date of putting in to operation : ..... |
| 4. Ignition key Nr. ....   | 8. Tire-size - Front .....                 |
|                            | Rear .....                                 |

Addition equipments on your machine :

.....

.....

USE ONLY **CLAYSON** GENUINE PARTS

**INSTRUCTIONS IMPORTANTES POUR LA COMMANDE DE PIECES DE RECHANGE  
AUPRES DE VOTRE AGENT CLAYSON**

**POUR EVITER TOUTE PERTE DE TEMPS :** Mentionnez les points suivants dans vos commandes.

1. Type et numéro de la machine.

**SE TROUVENT SUR LE COTE DROIT DE LA PLATEFORME DE DIRECTION**

2. Type et numéro du moteur  
3. Numéros et quantité des pièces désirées  
4. Mode d'envoi et adresse exacte.

**INDICATIONS IMPORTANTES POUR L'UTILISATION DE CE CATALOGUE.**

1. Left hand = Côté gauche                      N.B. D'APRES LE SENS DE LA MARCHE DE LA MACHINE  
2. Right-hand = Côté droit  
3. Colonne Nr. 5 indiquée avec "Code" = Un numéro de code, dont vous trouvez l'explication au bas de la page, indiquant l'application d'une pièce sur la machine.

**EXEMPLE :** Ci-après vous trouvez un extrait du groupe DIFFERENTIEL & FREINS. A côté du titre vous trouvez l'indication 409001 - 925999. Ceci veut dire que ce groupe a été utilisé à partir de la machine Nr. 409001 jusqu'à la machine Nr. 925999, sauf autres indications dans la colonne "Code".

Pour la figure 1 vous trouvez 090003 indiqué avec le chiffre 24 dans la colonne "Code". Par contre, la pièce 090056 est indiquée avec le chiffre 650 dans la colonne "Code".

Dans la note explicative au bas de la page, vous trouvez que les pièces indiquées avec le chiffre 24 sont applicable à partir de la machine Nr. 409001 jusqu'à la machine Nr. 713999 inclusivement. Les pièces indiquées avec le chiffre 650 sont applicable à partir de la machine Nr. 743001 jusqu'à la machine Nr. 925999 inclusivement

**DIFFERENTIEL & REMMEN - DIFFERENTIAL & BRAKES  
DIFFERENTIEL & FREINS - DIFFERENTIAL & BREMSSEN                      409001 - 925999**

Fig.	Order ref.	Old reference	Qty.	Code	Description	N.B.
1	090003	MZ 344000.03	1	24	Differential assy.	incl.fig.2,3,4,5,6,7,8,9,10 11,12
	090056		1	650	Differential assy.	incl.fig.2,3,4,5,6,7,8,9,10, 11,12
2	410013	MZ 344010	1	38	Ring gear	
3	130021	DIN660-14x50	12	38	Rivet, round head	
4	410003	MZ 344003	1	38	Differential housing	(a)
Code 1 : 409001 - 409999				Code 75 : 419001 - 925999		(a) Matched set
19 : 409001 - 652999				276 : 501001 - 925999		
24 : 409001 - 713999				570 : 663001 - 925999		
26 : 409001 - 753999				650 : 743001 - 925999		
38 : 409001 - 925999						

4. Dans la colonne N.B. il y a parfois des lettres entre parenthèses, qui se réfèrent également à la note explicative au bas de la page.

**COMPLETEZ D'ABORD LES DONNEES DE VOTRE MACHINES.**

1. Type de la machine : ..... 5. Numéro de la machine : .....  
2. Type du moteur : ..... 6. Numéro du moteur : .....  
3. Largeur tablier : ..... 7. Date de la mise en marche : .....  
4. Clef de contact nr. : ..... 8. Dimensions des pneus :  
Avant : .....  
Arrière : .....  
9. Equipements spéciaux sur votre machine : .....  
.....  
.....

**UTILISEZ UNIQUEMENT DES PIECES D'ORIGINE CLAYSON**

**WICHTIGE ANWEISUNGEN ZUM BESTELLEN DER ERSATZTEILE BEI IHREN CLAYSON AGENTE.**

**UM ZEITVERLUST ZU VERMEIDEN :** Beachten Sie bitte folgende Hinweisung, wenn Sie eine Bestellung machen.

1. Typ und Nummer der Maschine

**BEFINDEN SICH AUF DER RECHTEN SEITE DES FAHRERSTANDES.**

2. Typ und Nummer des Motors
3. Nummer und Stückzahl der gewünschten Ersatzteile
4. Die Versandart und Ihrer richtige Anschrift

**WICHTIGEANWEISUNGEN BEIM GEBRAUCH DIESER ERSATZTEILLISTE.**

1. Left-hand = Linke Seite N.B. DER FAHRRICHTUNG DER MASCHINE ENTSPRECHEND.
2. Right-hand = Rechte Seite
3. Spalte Nr.5 aufgeführt mit "Code" = Ein Kodenummer wovon die Erklärung aufgeführt wird in der Fussnote, bezeichnet die Verwendung des Ersatzteiles an der Maschine.

z.B : Hiernach finden Sie einen Auszug aus der Gruppe DIFFERENTIAL & BREMSSEN. Neben der Überschrift finden Sie die Bezeichnung 409001 - 925999, das heisst ; diese Gruppe wird verwendet ab Maschine Nr. 409001 bis Maschine Nr. 925999, Ausnahmen vorbehaltenlich pro Teilnummer aufgeführt.

Für Bild Nr.1 finden Sie 090003 bezeichnet mit dem Ziffer 24 in der Spalte "Code". Teilnummer 090056 dagegen wird bezeichnet mit dem Ziffer 650 in der Spalte "Code".

In der Fussnote finden Sie Ersatzteile mit dem Ziffer 24 aufgeführt, welche verwendet werden ab Maschine Nr. 409001 bis Maschine-Nr. 713999. Aufgeführte Teile mit dem Ziffer 650 werden verwendet ab Maschine 743001 bis Maschine Nr. 925999.

**ESSENTIELL & REMMEN - DIFFERENTIAL & BRAKES**

**ESSENTIELL & FREINS - DIFFERENTIAL & BREMSSEN**

409001 - 925999

Order ref.	Old reference	Qty.	Code	Description	N.B.
090003	MZ 344000.03	1	24	Differential assy.	incl.fig.2,3,4,5,6,7,8,9,10, 11,12
090056		1	650	Differential assy.	
410013	MZ 344010	1	38	Ring gear	(a)
130021	DIN660-14x50	12	38	Rivet, round head	
410003	MZ 344003	1	38	Differential housing	

1 : 409001 - 409999	Code 75 : 419001 - 925999	(a) Matched set
19 : 409001 - 652999	276 : 501001 - 925999	
24 : 409001 - 713999	570 : 663001 - 925999	
26 : 409001 - 753999	650 : 743001 - 925999	
38 : 409001 - 925999		

4. In der Spalte N.B. stehen manchmal Buchstaben zwischen Klammern; diese verweisen auf eine Fussnote.

**TRAGEN SIE BITTE ERST DIE DATEN IHRER MASCHINE IN.**

- |  |                                      |
|--|--------------------------------------|
| 1. Typ der Maschine .....                        | 5. Nummer der Maschine .....         |
| 2. Motortyp .....                                | 6. Motornummer .....                 |
| 3. Schnittbreite .....                           | 7. Datum der Inbetriebstellung ..... |
| 4. Zündschlüssel .....                           | 8. Reifenmass : Vorn : .....         |
|  | Hinten : .....                       |
| 9. Sonderausrüstungen auf Ihrer Maschine : ..... |                                      |
| .....  |                                      |
| .....  |                                      |

**GEBRAUCHEN SIE NUR ORIGINAL CLAYSON ERSATZTEILE.**

**INSTRUCCIONES MUY IMPORTANTES AL REPIR PIEZAS DE RECOMBIO A SU AGENTE CLAYSON**

**PARA NO PERDER TIEMPO :** Transmita a sus pedidos con anotación de los datos siguientes.

1. Tipo y número de la máquina

SE ENCUENTRA AL LADO DERECHO DE LA PLATAFORMA DE DIRECCION

2. Tipo y número del motor  
 3. Número y cantidad de las piezas necesarias  
 4. El modo de expedición con sus señas

**NORMAS IMPORTANTES PARA EL EMPLEO DE ESTE CATALOGO DE REPUESTOS.**

1. Left-hand = Al lado izquierdo N.B. SEGUN SENTIDO DE AVANCE DE LA MAQUINA  
 2. Right-hand = Al lado derecho  
 3. La columna Nr. 5 indicada con "Code" = Código, donde Usted puede encontrar la aclaración en un apunte abajo, indica la aplicación de la pieza a la máquina.

**EJEMPLO :** Por la presente véase un extracto del grupo **DIFFERENCIAL Y TAMBOR DE FRENO.** Al lado del título encuentra Usted la designación 409001 - 925999. Eso quiere decir que este grupo empleado está a partir del número de la máquina 409001 hasta el número 925999 inclusive, salvo excepciones designadas por referencia.

Conste que en la figura Nr.1 la referencia 090003 está indicada con la cifra 24 en la columna "Code". La referencia 090056 en cambio está denotada con la cifra 650 en la columna "Code".

Refiriéndose al apunte abajo, las piezas indetificadas con la cifra 24 están empleada a partir del número de la máquina 409001 hasta el número de la máquina 713999 inclusive. Las piezas designadas con la cifra 650 están empleado a partir del número de la máquina 743001 hasta el número de la máquina 925999 inclusive.

**DIFFERENTIEEL & REMMEN - DIFFERENTIAL & BRAKES**  
**DIFFERENTIEL & FREINS - DIFFERENTIAL & BREMSSEN**

409001 - 925999

Fig.	Order ref.	Old reference	Qty.	Code	Description	N.B.
1	090003	MZ 344000.03	1	24	Differential assy.	incl.fig.2,3,4,5,6,7,8,9,10,11,12
	090056		1	650	Differential assy.	incl.fig.2,3,4,5,6,7,8,9,10,11,12
2	410013	MZ 344010	1	38	Ring gear	
3	130021	DIN660-14x50	12	38	Rivet, round head	
4	410003	MZ 344003	1	38	Differential housing	(a)
Code 1 : 409001 - 409999			Code 75 : 419001 - 925999		(a) Matched set	
19 : 409001 - 652999			276 : 501001 - 925999			
24 : 409001 - 713999			570 : 663001 - 925999			
26 : 409001 - 753999			650 : 743001 - 925999			
38 : 409001 - 925999						

4. En la columna N.B. es probable que encuentren letras entre parentesis; éstas se refieren an un apunte abajo.

**COMPLETE PRIMERAMENTE LOS DATOS DE SU MAQUINA.**

1. Tipo de máquina ..... 5. Número de la máquina .....
2. Tipo de motor ..... 6. Número del motor .....
3. Anchuro tablero de corte ..... 7. Fecha de puesta en marche .....
4. Número de la llave de contacto ..... 8. Dimensiones de los neumaticos :
- Delanteros : .....
- Traseros : .....
9. Equipos especiales en vuestro maquina : .....
- .....
- .....

**EMPLEE COMO PIEZAS DE RECAMBIO SOLO LAS ORIGINALES CLAYSON**

**ISTRUZIONI IMPORTANTISSIME PER ORDINARE I RICAMBI AL VOSTRO AGENTE CLAYSON**

**PER EVITARE RITARDI :** Indicate sempre i dati seguenti nei Vostri ordini.

1. Tipo e numero di telaio della macchina

**CHE PUO ESSERE REPERITO SUL LATO DESTRO DELLA PIATTAFORMA DEL CONDUCENTE.**

2. Tipo e numero di matricola del motore  
 3. Numero di riferimento e quantità dei pezzi desiderati  
 4. Modalità di spedizione e Vostro indirizzo esatto

**AVVERTENZE IMPORTANTI PER L'USO DI QUESTO CATALOGO PARTI DI RICAMBIO.**

1. Left-hand = Sinistra N.B. SECONDO LA DIREZIONE DI MARCIA DELLA MACCHINA  
 2. Right-hand = Destra  
 3. La colonna Nr.5 contraddistinta da "Code" = un numero di codice, la cui spiegazione si trova nella nota in calce, indica l'impiego dei vari pezzi di ricambio secondo il numero di telaio della macchina.

**ESEMPIO :** Si veda qui di seguito un estratto del testo relativo al gruppo DIFFERENZIALE E FRENI contraddistinto dal 409001 - 925999. Cio significa che questo gruppo è stato usato a partire dalla macchina 409001 alla macchina Nr. 925999, a meno che nella colonna "Code" non vengano riportate indicazioni differenti.

Si noterà che la voce 1, pezzo Nr. 090003, è stata indicata con il numero di codice 24 nella colonna "Code" mentre il pezzo Nr. 090056 è stato indicato con il numero de codice 650 sempre nella colonna "Code".

Dalla nota in calce si vedrà che i pezzi contrassegnati con il numero di codice 24 sono usati per le macchina dalla Nr. 409001 alla macchina Nr. 713999. I pezzi contrassegnati con il numero di codice 650 sono usati per le macchina dalla Nr. 743001 alla macchina Nr. 925999.

DIFFERENTIEEL & REMMEN - DIFFERENTIAL & BRAKES

DIFFERENTIEL & FREINS - DIFFERENTIAL & BREMSSEN

409001 - 925999

Fig.	Order ref.	Old reference	Qty.	Code	Description	N.B.
1	090003	MZ 344000.03	1	24	Differential assy.	incl.fig.2,3,4,5,6,7,8,9,10,11,12
	090056		1	650	Differential assy.	
2	410013	MZ 344010	1	38	Ring gear	(a)
3	130021	DIN660-14x50	12	38	Rivet, round head	
4	410003	MZ 344003	1	38	Differential housing	
Code 1 : 409001 - 409999				Code 75 : 419001 - 925999		(a) Matched set
19 : 409001 - 652999				276 : 501001 - 925999		
24 : 409001 - 713999				570 : 663001 - 925999		
26 : 409001 - 753999				650 : 743001 - 925999		
38 : 409001 - 925999						

4. Qualche volta ci sono delle lettere tra parentesi nella colonna N.B. - Si riferiscono ad una nota in calce.

**INNANZITUTTO INDICATE I DATI DELLA VOSTRA MACCHINA.**

- |  |                                       |
|--|---------------------------------------|
| 1. Tipo di macchina .....                | 4. Numero di telaio macchina .....    |
| 2. Tipo di motore .....                  | 5. Numero di matricola motore .....   |
| 3. Larghezza lama di taglio .....        | 6. Data della messa in funzione ..... |
|  | 7. Chiave di accensione nr. ....      |
|  | 8. Dimensioni pneumatici :            |
|  | Anteriore .....                       |
|  | Posteriore .....                      |
| 9. Equipaggiamenti supplementari : ..... |                                       |

USATE E PRETENDETE SOLO RICAMBI ORIGINALI

**CLAYSON**

MEGET VIGTIG INSTRUKTION FOR BESTILLING AF RESERVEDELE HOS DERES CLAYSON FORHANDLER.

FOR AT UNDDGA FORSINKELSE OG FEJLEKSPEDITION : opgiv altid følgende data ved Deres bestilling

1. Maskinens type og serienummer

HVILKET FOREFINDES PÅ HØJRE SIDE AF FØRERPLATFORMEN

2. Motorens type og serienummer

3. Reservedelsnummer og antal af de ønskede reservedele

4. Forsendelsesmøden og Deres korrekte adresse

VIGTIGE RETNINGSLINIER FOR BRUGEN AF DETTE RESERVEDELSKATALOG

1. Left-hand = Ventre Side N.B. ER ALTID UNDERFORSTÅET I FREMDRITSRETNINGEN  
2. Right-hand = Højre Side NÅR MAN BEFINDER SIG PÅ FØRERSÆDET.  
3. Under kolonne Nr.5 se mærke "Code" = er et kodenummer som henviser til en forklaring i fodnoten, angivende  
brugen af den rigtige reservedel til de respektive maskiner.

EKSEMPEL : Nederst på siden ses en sammenfattet opstilling over gruppen for DIFFERENTIALE OG BREMSER. På øverste linie er angivet 409001 - 925999. Dette betyder at denne gruppe har været anvendt f. a maskine Nr. 409001 indtil Nr. 925999 medmindre andet er angivet under kolonnen "Code".

For fig. 1 er reservedelsnummeret 090003 angivet med kodenummeret 24 under kolonnen "Code". Og det andet reservedelsnummer 090056 er angivet med kodenummeret 650 under kolonnen "Code".

I fodnoten ses at reservedelsnummeret angivet med kodenummer 24 er til brug for maskiner fra Nr. 409001 indtil Nr. 713999. Reservedelsnummer mærket med kodenummer 650 bruges på maskiner fra Nr. 743001 indtil Nr. 925999.

DIFFERENTIEL & REMMEN - DIFFERENTIAL & BRAKES

DIFFERENTIEL & FREINS - DIFFERENTIAL & BREMSER

409001 - 925999

Fig.	Order ref.	Old reference	Qty.	Code	Description	N.B.
1	090003	MZ 344000.03	1	24	Differential assy.	incl.fig.2,3,4,5,6,7,8,9,10, 11,12 incl.fig.2,3,4,5,6,7,8,9,10, 11,12
	090056		1	650	Differential assy.	
2	410013	MZ 344010	1	38	Ring gear	(a)
3	130021	DIN660-14x50	12	38	Rivet, round head	
4	410003	MZ 344003	1	38	Differential housing	
Code 1 : 409001 - 409999		Code 75 : 419001 - 925999		(a) Matched set		
19 : 409001 - 652999		276 : 501001 - 925999				
24 : 409001 - 713999		570 : 663001 - 925999				
26 : 409001 - 753999		650 : 743001 - 925999				
38 : 409001 - 925999						

4. Ud for nogle reservedelsnumre er der i parantes angivet et tegn eller bogstav, som i hvert enkelt tilfælde refererer til en fodnote.

NAR DE MODTAGER MASKINEN OG KATALOGET, UDFYLD STRAKS FØLGENDE LINIER.

1. Maskintype ..... 5. Skærebordsbredde .....  
2. Maskinens serienummer ..... 6. Igangsætningsdato .....  
3. Motortype ..... 7. Tændingsnøgles nummer .....  
4. Motorens serienummer ..... 8. Dækstørrelse - For .....  
Bag .....  
9. Standard udstyr på deres maskine .....

BRUG KUN ORIGINALE **CLAYSON** RESERVEDELE



**VIKTIGA INSTRUKTIONER VID BESTÄLLNING AV RESERVDELAR TILL ER CLAYSON TRÖSKA**

**FÖR ATT UNDVIKA DRÖJSMÅL** : Uppgiv alltid följande data vid beställning

1. Tröskans typ och serienummer

**FINNS PÅ SKYLTT PÅ HÖGER SIDA OM FÖRARPLATTFORMEN**

2. Motorns typ och serienummer  
3. Antal och reservdelsnummer på beställda delar  
4. Leveranssätt och korrekt adress

**VIKTIGA ANVISNINGAR FÖR RESERVDELKATALOGENS ANVÄNDNING**

1. Left-hand = Vänster sida OBS. RÄKNAS I MASKINENS KÖRREKTNING  
2. Right-hand = Höger sida  
3. Kolumn nummer 5 betecknad med "Code" = ett kodnummer som förklaras i noten, visar användningen av reservdelar till maskiner med olika tillverkningsnummer.

**EXEMPEL** : Här nedan finns ett utdrag ur gruppen DIFFERENTIAL OCH BROMSAR med beteckningen 409001 - 925999. Det betyder att denna grupp har använts från maskin nummer 409001 t.o.m. maskin nummer 925999 såvida intet annat anges i kolumnen betecknad med "Code"

I figur 1 betecknas del nummer 090003 med kodnummer 24 i kolumn "Code". Nummer 090056 betecknas däremot med kodnummer 650 i kolumn "Code".

I noten förklaras att reservdelsnummer betecknade med kodnummer 24 har använts för maskiner fr.o.m. nummer 409001 t.o.m. maskin nummer 713999. Reservdelsnummer betecknade med kodnummer 650 har använts fr.o.m. maskin nummer 743001 t.o.m. maskin nummer 925999.

DIFFERENTIELL & REMMEN - DIFFERENTIAL & BRAKES

DIFFERENTIEL & FREINS - DIFFERENTIAL & BREMSEN

409001 - 925999

Fig.	Order ref.	Old reference	Qty.	Code	Description	N.B.
1	090003	MZ 344000.03	1	24	Differential assy.	incl.fig.2,3,4,5,6,7,8,9,10, 11,12 incl.fig.2,3,4,5,6,7,8,9,10, 11,12
	090056		1	650	Differential assy.	
2	410013	MZ 344010	1	38	Ring gear	(a)
3	130021	DIN660-14x50	12	38	Rivet, round head	
4	410003	MZ 344003	1	38	Differential housing	
Code 1 : 409001 - 409999				Code 75 : 419001 - 925999		(a) Matched set
19 : 409001 - 652999				276 : 501001 - 925999		
24 : 409001 - 713999				570 : 663001 - 925999		
26 : 409001 - 753999				650 : 743001 - 925999		
38 : 409001 - 925999						

4. Ibland förekommer bokstaver inom parentes i kolumn N.B. Dessa hänvisar till fotnot.

**FYLL I ER TRÖSKAS DATA HARNEDAN.**

1. Tröskans typ : ..... 5. Serie nr. ....  
2. Motorns typ : ..... 6. Serie nr. ....  
3. Skärbordeks bredd : ..... 7. Datum när tröskan togs i bruk .....  
4. Tändningsnyckelns nr. .... 8. Däcksdimension - fram : .....  
Bak : .....  
9. Extra utrustning på er maskin : .....

ANVÄND ENDAST **CLAYSON** ORIGINAL RESERVDELAR

ACENTENİZDEN PARÇA SİP ARIŞINDE NULUNURKEN DİKKAT EDİLMESİ LÂZİM GELEN ÇOK ÖNEMLİ HUSUSLAR.

YANLIŞLIĞI VE GECİKMEYİ ÖNLEMEK İÇİN : siparislerinizde aşağıdaki bilgileri daima bildiriniz.

1. Makinanızın Tipi ve Seri numarası.

BUNLAR ŞÖFÖR MAHALLININ SAĞ YANINDA GÖSTERİLMİŞTİR.

2. Motorun Tipi ve Seri numarası
3. Parça numarası ve miktarı
4. Sevk şekli ve doğru adresiniz.

KATALOĞU KULLANIRKEN DİKKAT EDİLECEK HUSUSLAR.

1. Left-hand = Sağ Not : MAKİNANIN GİDİŞ İSTİKAMETİNE GÖRE
2. Right-hand = Sol
3. "Code" ibaresi ile gösterilmiş 5 No'lu sütun = bir parçanın makine üzerindeki tatbikatını gösterir bir Kod numarası ihtiva eder ki buna ait mufassal bilgi, sahifenin altında verilmektedir.

MİSÂL : İlişkide, DİFFERANSİYEL ve FRENLER grubundan çıkartılmış bir kısım gösterilmektedir. Görüleceği gibi hemen başlığın hizasında 409001 - 925999 rakkamları yer almaktadır. Bu, "Code" sütununda başka bilgi verilmediği takdirde, bu grup parçaların yalnız 409001 ilâ 925999 arası seri no'lu makinelerde kullanılmakta olduğunu gösterir.

1 no'lu resimde yer alan 090003 no'lu parça için "Code" ibareli sütunda 24 rakkamı gösterilmiştir. Keza 090056 no'lu parça için aynı sütunda 650 rakkamı gösterilmiştir.

Sahifenin altındaki izahat notunda bakılacağı zaman 24 rakkamı ile gösterilen parçalar, 409001 ilâ 713999 arası Sasi no'lu makinelerde, 650 ile gösterilen parçaların ise 743001 ilâ 925999 arası Sasi no'lu makinelerde kullanıldığı anlaşılır.

DIFFERENTIEEL & REMMEN - DIFFERENTIAL & BRAKES  
DIFFERENTIEL & FREINS - DIFFERENTIAL & BREMSEN

409001 - 925999

Fig.	Order ref.	Old reference	Qty.	Code	Description	N.B.
1	090003	MZ 344000.03	1	24	Differential assy.	incl.fig.2,3,4,5,6,7,8,9,10,11,12
	090056		1	650	Differential assy.	incl.fig.2,3,4,5,6,7,8,9,10,11,12
2	410013	MZ 344010	1	38	Ring gear	
3	130021	DIN660-14x50	12	38	Rivet, round head	
4	410003	MZ 344003	1	38	Differential housing	(a)
Code 1 : 409001 - 409999				Code 75 : 419001 - 925999		(a) Matched set
19 : 409001 - 652999				276 : 501001 - 925999		
24 : 409001 - 713999				570 : 663001 - 925999		
26 : 409001 - 753999				650 : 743001 - 925999		
38 : 409001 - 925999						

4. Bazen N.B. (açıklama)sütununda parantez içinde harfler vardır. Bu harfler aynı sahifenin dibindeki bir Not'un mevcudiyetini işaret eder.

ÖNCE MAKİNENİZİN ŞU DEĞERLERİNİ KAYDEDİNİZ

1. Makinenin tipi .....
2. Motorun tipi .....
3. Tabla genişliği .....
4. Makinenin Seri numarası .....
5. Motorun Seri numarası .....
6. Çalışmaya başlama tarihi .....
7. Kontak anahtarı numarası .....
8. Lastik ebatları on : .....  
ark a : .....
9. Makinedeki ilave ekipmanlar : .....

SADECI HAKİKİ **CLAYSON** YEDEK PARÇALARINI KULLANINIZ.

**TÄRKEITÄ OHJEITA VARAOSIEN TILAAMISEKSI.**

**VIIVYTYSTEN VÄLTTÄMISEKSI :** Mainitkaa aina seuraavat tiedot tilauksessanne

**1. Koneen malli ja sarjanumero**

**NE LOYTYVAT KULJETTAJAN KOROKKEEN OIKEALTA PUOLELTA**

2. Moottorin malli ja sarjanumero
3. Tarvittavan varaosan numero ja haluttu lukumäärä
4. Lahetystapa ja oikea osoitteenne

**HUOMAUTUKSET:**

1. Left-hand = Vasen N.B. MOLEMNAT KATSOTTUNA KONEEN KULKUSUUNTAAN.
2. Right-hand = Oikea
3. Sarake Nr. 5, jota merkitään "Code" = koodinumero, jonka selitys löytyy alaviitteestä, ilmoittaa varaosien käytön koneissa.

**ESIMERKKI :** Alla on ote ryhmään TASAUSPYÖRÄSTÖ JA JARRUT liittyvästä tekstistä, jossa on viittaus 409001 - 925999. Tämä tarkoittaa, että tätä ryhmää on käytetty alkaen koneesta Nr. 409001 koneeseen Nr. 925999, ellei toisin ilmoiteta sarakkeessa "Code".

Numero yhdelle löytyy varaosanumero 090003 ilmoitettuna koodinumerolla 24 sarakkeessa "Code". Toisaalta taas varaosanumeroon 090056 tiittyy koodinumero 650 sarakkeessa "Code".

Alaviitteestä selviää, että koodinumerolla 24 merkitty ja varaosanumeroita on käytetty koneissa alkaen numerosta 409001, koneeseen Nr. 713999. Koodinumerolla 650 merkitylä varaosanumeroita on käytetty alkaen Nr. 743001 koneeseen Nr. 925999.

**DIFFERENTIEEL & REMMEN - DIFFERENTIAL & BRAKES**

**DIFFERENTIEL & FREINS - DIFFERENTIAL & BREMSEN**

**409001 - 925999**

Fig.	Order ref.	Old reference	Qty.	Code	Description	N.B.
1	090003	MZ 344000.03	1	24	Differential assy.	incl.fig.2,3,4,5,6,7,8,9,10,11,12
	090056		1	650	Differential assy.	incl.fig.2,3,4,5,6,7,8,9,10,11,12
2	410013	MZ 344010	1	38	Ring gear	
3	130021	DIN660-14x50	12	38	Rivet, round head	
4	410003	MZ 344003	1	38	Differential housing	(a)
Code 1 : 409001 - 409999		Code 75 : 419001 - 925999		(a) Matched set		
19 : 409001 - 652999		276 : 501001 - 925999				
24 : 409001 - 713999		570 : 663001 - 925999				
26 : 409001 - 753999		650 : 743001 - 925999				
38 : 409001 - 925999						

4. Joskus sarakkeessa N.B. on suluisia joitakin kirjaimia. Ne tarkoittavat alaviitetta.

**MERKITKÄÄ TÄHÄN MUISTIN KONETTANNE KOSKEVAT TIEDOT.**

1. koneen malli .....
2. sarjanumero .....
3. moottorin malli .....
4. sarjanumero .....
5. leikkuupoydan leveys .....
6. käyttöönottopäivä .....
7. virta-avain n:o .....
8. Rengaskoko - Edessä : .....
- Takana : .....
9. Lisavarusteita : .....

KÄYTTÄKÄÄ VAIN ALKUPERÄISIÄ **CLAYSON** VARAOSIA

INHOUD

Trommel	17	Koppelingspedaal 663001 - 925999	219
Trommelvariator 409001 - 753999	19-21	Gangwisselbediening	221
Trommelvariator 764001 - 925999	23	Rijvariator	223
Trommelvariator & bediening 764001 - 925999	25	Graantank 409001 - 490999	225
Dorskorf 409001 - 652999	27	Graantank 501001 - 925999	227
Dorskorf 663001 - 925999	29	Graantankvijzels	229-231
Schudders	31	Aanvoervijzel voor graantank 409001-490999	233
Krukassen	33-35	Aanvoervijzel voor graantank 501001-925999	235
Excentriek	37	Stuurinrichting	237-239
Vorbereidingsbodern & zeefkast 409001-561999	39	Stuurhuis Adamant	241
Vorbereidingsbodern & zeefkast 582001-753999	41	Stuurplatform	243
Vorbereidingsbodern 764001 - 925999	43	Stuurbrug en stuurwielen	245-247
Zeefkast 764001 - 925999	45	Hydraulische uitrusting 409001 - 490999	249-251
Zeven 409001 - 561999	47	Hydraulische uitrusting 501001 - 925999	253-255-257
Zeven 582001 - 925999	49	Hefcilinders 409001 - 490999	259
Terugvoervijzels & ketting 409001 - 490999	51	Hefcilinders 501001 - 925999	261
Terugvoervijzels & ketting 501001 - 925999	53-55	Hoge-drukslangen	263
Graanvijzel & ketting 409001 - 490999	57	Hydraulische pomp, reservoir en filter	265
Graanvijzel & ketting 501001 - 925999	59-61	Filter voor hydraulische pomp	267
Elevatoren	63	Hydraulische pomp	269
Windmolenkast 409001 - 561999	65	Dubbelwerkend stuurventiel 409001 - 490999	271
Windmolenkast 582001 - 925999	67	Dubbelwerkend stuurventiel 501001 - 925999	273
Windmolen 409001 - 490999	69	Enkelwerkend stuurventiel 409001 - 490999	275
Windmolen 501001 - 925999	71	Enkelwerkend stuurventiel 501001 - 925999	277
Afneemtrommel	73	Toebehoren voor motoren	279-281
Maaibord	75-77-79	Toebehoren voor motoren 409001-490999	283
Vruchtverdelers	81	Toebehoren voor motoren 501001-925999	285-287
Pennenvijzel	83-85-87	Toebehoren voor Ford-motor	289-291
Schakelsysteem maaibord	89	Toebehoren voor Deutz-motor	293-295
Rechtse verdeler	91	Toebehoren voor Perkins-motor 409001-490999	297
Mes	93-95	Raam	299-301
Mesaandrijving 409001 - 490999	97	Instrumentenkast	303
Mesaandrijving 501001 - 561999	99-101	Elektrische instrumenten	305
Mesaandrijving 582001 - 753999	103-105	Elektrische verlichting	307-309
Mesaandrijving 764001 - 925999	107-109	Plakplaatjes	311-313
Afschermingen voor mesaandrijving	111	Gereedschap	315
Haspel, haspelarm 409001 - 490999	113-115	Platform voor sorteerder	317-319
Haspel 501001 - 753999	117-119	Sorteerder	321-323
Haspel 764001 - 925999	121-123-125	Platform voor sorteerder 764001 - 925999	325
Haspelarm 501001 - 753999	127	Zakgoot	327
Haspelarm 764001 - 925999	129-131	Strosnijder omhulsel 409001 - 490999	329
Haspelvariator	133-135	Strosnijder : messen en lagers 409001 - 490999	331
Haspelvariatorbediening	137	Stro-pers 409001 - 490999	333
Stro-elevatorhuis 409001 - 561999	139	Stroerspreider 409001 - 490999	335
Stro-elevatorhuis 582001 - 753999	141	Hekeltrommel 409001 - 490999	337
Stro-elevatorhuis 764001 - 925999	143	Dorsmantel voor rijstooft 409001 - 490999	339
Stro-elevator 409001 - 459999	145-147	Klaverzaadoogstuitrusting 409001 - 490999	341
Stro-elevator 470001 - 753999	149-151	Rupsbanden : wielen,rollen en kettingen	
Stro-elevator 764001 - 925999	153-155	409001 - 490999	343
Riemen & kettingen 409001 - 753999	157-159	Rupsbanden 409001 - 490999	345
Riemen & kettingen 764001 - 834999	161-163	Sorteerderomhulsel op graantank 409001-490999	347
Riemen,kettingen & spanriemschijven		Sorteerder op graantank ; draaiende delen	
845001 - 925999	165	409001 - 490999	349
Spanriemschijven 409001 - 490999	167	Doek pick-up 409001 - 490999	351-353
Spanriemschijven 501001 - 834999	169-171	Zonnescherm voor sorteerder 409001 - 490999	355
Riemen,kettingen & spanriemschijven		Zonnescherm voor graantank 409001 - 490999	356
845001 - 925999	173	Index	357
Spanriemschijven 409001 - 834999	175-177		
Spanriemschijven 845001 - 925999	179-181		
Hoofdspanrol 409001 - 652999	183		
Hoofdspanrol 663001 - 925999	185		
Aandrijfwielen & assen 409001 - 459999	187		
Aandrijfwielen & assen 470001 - 925999	189-191		
Versnellingsbak	193-195		
Tapeinden aan versnellingsbak 501001 - 561999	196		
Tapeinden aan versnellingsbak 582001 - 925999	197		
Differentieel en remmen	199-201		
Rempedalen & handrem 409001 - 652999	203		
Rempedalen 663001 - 925999	205		
Handrem 511001 - 652999	207		
Handrem 663001 - 925999	209		
Koppeling 409001 - 490999	211		
Koppeling 501001 - 925999	213-215		
Koppelingspedaal 409001 - 652999	217		

CONTENTS

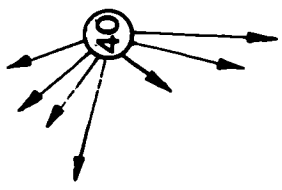
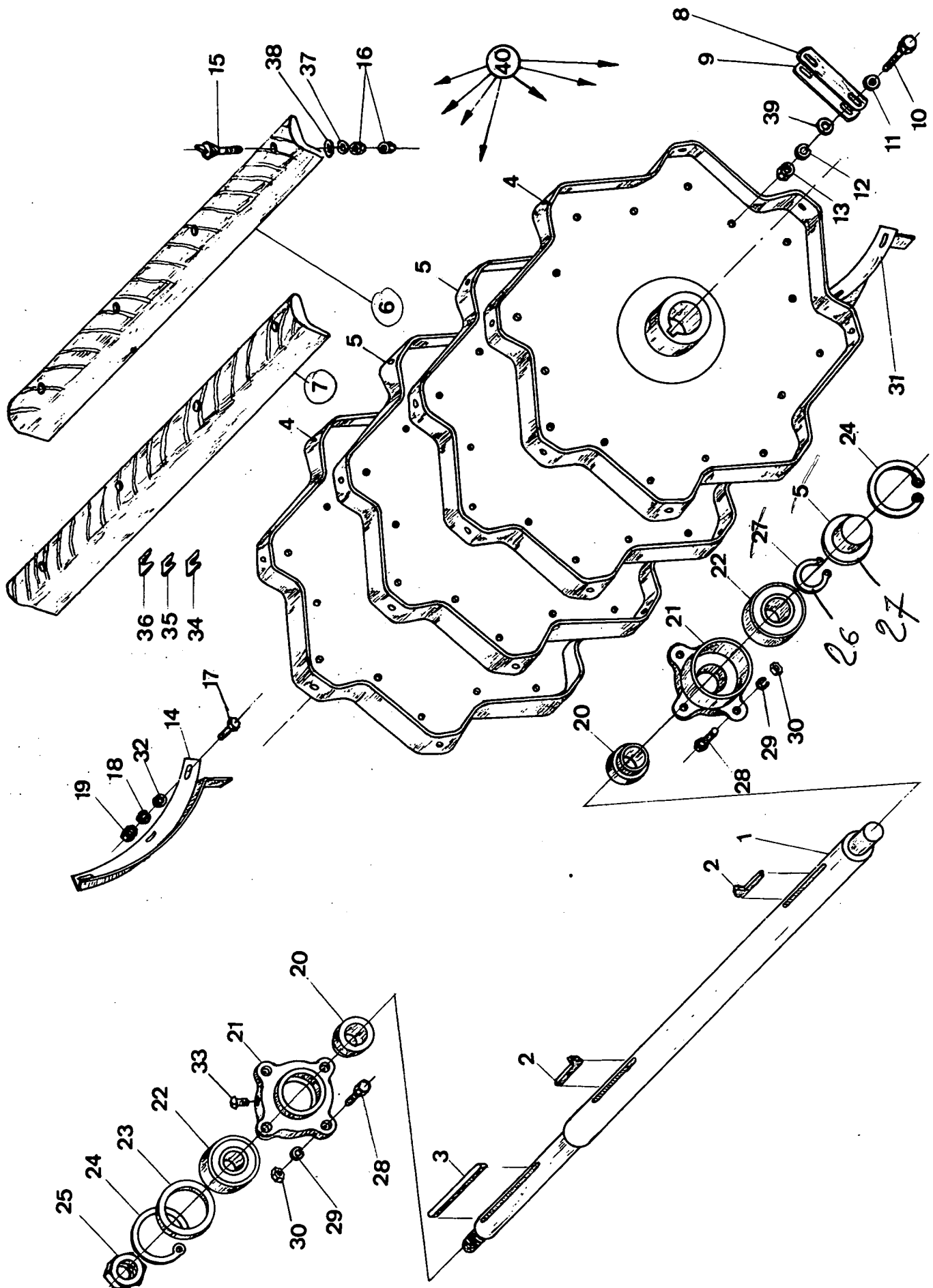
Threshing drum	17	Ground speed vari-drive.	223
Drum vari-drive 409001 - 753999	19-21	Grain tank 409001 - 490999	225
Drum vari-drive 764001 - 925999	23	Grain tank 501001 - 925999	227
Drum vari-drive & control lever 764001 - 925999	25	Grain tank augers.	229-231
Concave 409001 - 652999	27	Grain tank feed auger 409001 - 490999	233
Concave 663001 - 925999	29	Grain tank feed auger 501001 - 925999	235
Straw shakers	31	Steering	237
Straw shaker shafts	33-35	Steering housing Adamant	241
Eccentric	37	Operator's platform	243
Front & rear shaker shoe 409001 - 561999	39	Steering carriage and wheels	245-247
Front & rear shaker shoe 582001 - 753999	41	Hydraulic equipment 409001 - 490999	249-251
Front shaker shoe 764001 - 925999	43	Hydraulic equipment 501001 - 925999	253-255-257
Rear shaker shoe 764001 - 925999	45	Cylinders 409001 - 490999	259
Sieves 409001 - 561999	47	Cylinders 501001 - 925999	261
Sieves 582001 - 925999	49	Hydraulic hoses	263
Reflow augers & chain 409001 - 490999	51	Hydraulic pump, reservoir and filter	265
Reflow augers & chain 501001 - 925999	53-55	Filter for hydraulic pump	267
Grain augers & chain 409001 - 490999	57	Hydraulic pump	269
Grain augers & chain 501001 - 925999	59-61	Main hydraulic control valve 409001-490999	271
Elevators	63	Main hydraulic control valve 501001-925999	273
Fan casing 409001 - 561999	65	Vari-drive control valve 409001 - 490999	275
Fan casing 582001 - 925999	67	Vari-drive control valve 501001 - 925999	277
Cleaning fan 409001 - 490999	69	Accessories for engines.	279-281
Cleaning fan 501001 - 925999	71	Accessories for engines 409001 - 490999	283
Beater	73	Accessories for engines 501001 - 925999	285-287
Header table	75-77-79	Accessories for Ford-engine	289-291
Crop dividers	81	Accessories for Deutz-engine	293-295
Feed table auger	83-85-87	Accessories for Perkins-engine 409001-490999	297
Feed table clutch lever	89	Frame	299-301
Right-hand divider	91	Instrument panel	303
Knife	93-95	Electrical instruments	305
Sickle knife drive 409001 - 490999	97	Wire assembly	307-309
Sickle knife drive 501001 - 561999	99-101	Transfers	311-313
Sickle knife drive 582001 - 753999	103-105	Tools	315
Sickle knife drive 764001 - 925999	107-109	Platform for sorter	317-319
Guards, knife drive	111	Sorter	321-323
Reel, reel support 409001 - 490999	113-115	Platform for sorter 764001 - 925999	325
Reel 501001 - 753999	117-119	Bag chute	327
Reel 764001 - 925999	121-123-125	Straw chopper casing 409001 - 490999	329
Reel support 501001 - 753999	127	Straw chopper, knives and bearings 409001 - 490999	331
Reel support 764001 - 925999	129-131	Straw press 409001 - 490999	333
Reel vari-drive	133-135	Straw spreader 409001 - 490999	335
Reel variable control lever	137	Peg tooth drum 409001 - 490999	337
Straw-elevator housing 409001 - 561999	139	Peg tooth drum 409001 - 490999	339
Straw-elevator housing 582001 - 753999	141	Clover seed equipment 409001 - 490999	341
Straw-elevator housing 764001 - 925999	143	Tracks : wheels, rollers and chains 409001-490999	343
Straw elevator 409001 - 459999	145-147	Tracks 409001 - 490999	345
Straw elevator 470001 - 753999	149-151	Sorter casing on grain tank 409001 - 490999	347
Straw elevator 764001 - 925999	153-155	Sorter on grain tank, turning parts 409001 - 490999	349
Belts & chains 409001 - 753999	157-159	Canvass pick-up 409001 - 490999	351-353
Belts & chains 764001 - 834999	161-163	Sunshade for sorter 409001 - 490999	355
Belts, chains & idlers 845001 - 925999	165	Sunshade for grain tank 409001 - 490999	356
Idlers 409001 - 490999	167	Index	357
Idlers 501001 - 834999	169-171		
Belts, chains & idlers 845001 - 925999	173		
Idlers 409001 - 834999	175-177		
Idlers 845001 - 925999	179-181		
Main drive idler 409001 - 652999	183		
Main drive idler 663001 - 925999	185		
Driving wheels & shafts 409001 - 459999	187		
Driving wheels & shafts 470001 - 925999	189-191		
Gearbox	193-195		
Gearbox studs 501001 - 561999	196		
Gearbox studs 582001 - 925999	197		
Differential & brakes	199-201		
Brake pedals & handbrake 409001 - 652999	203		
Brake pedals 663001 - 925999	205		
Handbrake 511001 - 652999	207		
Handbrake 663001 - 925999	209		
Clutch 409001 - 490999	211		
Clutch 501001 - 925999	213-215		
Clutch pedal 409001 - 652999	217		
Clutch pedal 663001 - 925999	219		
Gear shift lever	221		

TABLE

Batteur	17	Pedale d'embrayage 409001 - 652999	217
Variateur du batteur 409001 - 753999	19-21	Pedale d'embrayage 663001 - 925999	219
Variateur du batteur 764001 - 925999	23	Changement de vitesse	221
Variateur du batteur et commande 764001-925999	25	Variateur de vitesse	223
Contre-batteur 409001 - 652999	27	Trémie 409001 - 490999	225
Contre-batteur 663001 - 925999	29	Trémie 501001 - 925999	227
Secoueurs	31	Vis de la trémie	229-231
Arbres de secoueurs	33-35	Vis d'amenage de la trémie 409001 - 490999	233
Excentrique	37	Vis d'amenage de la trémie 501001 - 925999	235
Caisson de nettoyage 409001 - 561999	39	Direction	237-239
Caisson de nettoyage 582001 - 753999	41	Boîtier de direction	241
Caisson de nettoyage : Partie devant 764001 - 925999	43	Plate-forme de direction	243
Caisson de nettoyage : Partie derriere 764001 - 925999	45	Essieu de direction et roues	245-247
Tamis 409001 - 561999	47	Equipement hydraulique 409001 - 490999	249-251
Tamis 582001 - 925999	49	Equipement hydraulique 501001 - 925999	253-255-257
Vis de retour et chaîne 409001 - 490999	51	Vérins 409001 - 490999	259
Vis de retour et chaîne 501001 - 925999	53-55	Vérins 501001 - 925999	261
Vis du grain et chaîne 409001 - 490999	57	Tuyaux flexibles	263
Vis du grain et chaîne 501001 - 925999	59-61	Pompe hydraulique, reservoir et filtre	265
Elevateurs	63	Filtre pour pompe hydraulique	267
Enveloppe du ventilateur 409001 - 561999	65	Pompe hydraulique	269
Enveloppe du ventilateur 501001 - 925999	67	Soupape de commande à double effet 409001 - 490999	271
Ventilateur 409001 - 490999	69	Soupape de commande à double effet 501001 - 925999	273
Ventilateur 501001 - 925999	71	Soupape de commande à simple effet 409001 - 490999	275
Tire-paille	73	Soupape de commande à simple effet 501001 - 925999	277
Tablier	75-77-79	Accessoires pour moteurs	279-281
Diviseurs	81	Accessoires pour moteurs 409001 - 490999	283
Vis d'alimentation	83-85-87	Accessoires pour moteurs 501001 - 925999	285-287
Dispositif d'accouplement du tablier	89	Accessoires pour moteurs Ford	289-291
Diviseur droit	91	Accessoires pour moteur Deutz	293-295
Lame	93-95	Accessoires pour moteur Perkins 409001-490999	297
Commande de la lame 409001 - 490999	97	Cadre	299-301
Commande de la lame 501001 - 561999	99-101	Boîte d'instruments	303
Commande de la lame 582001 - 753999	103-105	Instruments électrique	305
Commande de la lame 764001 - 925999	107-109	Eclairage	307-309
Protections commande de la lame	111	Decalcomanies	311-313
Rabatteur, bras du rabatteur 409001 - 490999	113-115	Outils	315
Rabatteur 501001 - 753999	117-119	Plate-forme pour trieur	317-319
Rabatteur 764001 - 925999	121-123-125	Trieur	321-323
Bras du rabatteur 501001 - 753999	127	Plate-forme pour trieur 764001 - 925999	325
Bras du rabatteur 764001 - 925999	129-131	Glissière	327
Variateur du rabatteur	133-135	Enveloppe hache-paille 409001 - 490999	329
Commande du variateur de rabatteur	137	Hache-paille : lames et paliers 409001 - 490999	331
Enveloppe convoyeur 409001 - 490999	139	Presse à paille 409001 - 490999	333
Enveloppe convoyeur 582001 - 753999	141	Epandeur de paille 409001 - 490999	335
Enveloppe convoyeur 764001 - 925999	143	Batteur à dents 409001 - 490999	337
Convoyeur 409001 - 459999	145-147	Contre-batteur à dents 409001 - 490999	339
Convoyeur 470001 - 753999	149-151	Equipement pour battage du tréfle 409001-490999	341
Convoyeur 764001 - 925999	153-155	Chenilles : roues,rouleaux et chaînes 409001 - 490999	343
Courroies et chaînes 409001 - 753999	157-159	Chenilles 409001 - 490999	345
Courroies et chaînes 764001 - 834999	161-163	Enveloppe trieur sur trémie 409001 - 490999	347
Courroies,chaînes et poulies tendeurs 845001 - 925999	165	Trieur sur trémie 409001 - 490999	349
Poulies tendeurs 409001 - 490999	167	Pick-up 409001 - 490999	351-353
Poulies tendeurs 501001 - 834999	169-171	Pare-solleil pour trieur 409001 - 490999	355
Courroies,chaînes et poulies tendeurs 845001 - 925999	173	Pare-solleil pour trémie 409001 - 490999	356
Poulies tendeurs 409001 - 834999	175-177	Index	357
Poulies tendeurs 845001 - 925999	179-181		
Galet tendeur principal 409001 - 652999	183		
Galet tendeur principal 663001 - 925999	185		
Roues de traction et arbres 409001 - 459999	187		
Roues de traction et arbres 470001 - 925999	189-191		
Boîte de vitesse	193-195		
Goujons de la boîte de vitesse 501001-561999	196		
Goujons de la boîte de vitesse 582001-925999	197		
Differential et freins	199-201		
Pedales de frein et frein à main 409001-652999	203		
Pedales de frein 663001 - 925999	205		
Frein à main 511001 - 652999	207		
Frein à main 663001 - 925999	209		
Embrayage 409001 - 490999	211		
Embrayage 501001 - 925999	213-215		

INHALT

Dreschtrummel	17	Korntank 409001 - 490999	225
Trommelvariator 409001 - 753999	19-21	Korntank 501001 - 925999	227
Trommelvariator 764001 - 925999	23	Korntankschnecken	229-231
Trommelvariator und bedienung 764001-925999	25	Einfüllschnecke Korntank 409001-490999	233
Dreschkorb 409001 - 652999	27	Einfüllschnecke Korntank 501001-925999	235
Dreschkorb 663001 - 925999	29	Lenkung	237-239
Schüttler	31	Lenkgehäuse Adamant	241
Schüttlerwellen	33-35	Fahrerstand	243
Exzenter	37	Fahrgestell und Lenkräder	245-247
Siebkasten: Vorderteil,Hinterteil 409001 - 561999	39	Hydraulikanlage 409001 - 490999	249-251
Siebkasten: Vorderteil,Hinterteil 582001 -753999	41	Hydraulikanlage 501001 - 925999	253-255-257
Siebkasten: Vorderteil 764001 - 925999	43	Arbeitszylinder 409001 - 490999	259
Siebkasten: Hinterteil 764001 - 925999	45	Arbeitszylinder 501001 - 925999	261
Siebe 409001 - 561999	47	Hochdruckschläuche	263
Siebe 582001 - 925999	49	Hydraulikpumpe, Ölbehälter und Filter	265
Überkehrschnecken und kette 409001 - 490999	51	Filter für Hydraulikpumpe	267
Überkehrschnecken und kette 501001 - 925999	53-55	Hydraulikpumpe	269
Körnerschnecke und kette 409001 - 490999	57	Doppelwirkendes Steuergerät 409001-490999	271
Körnerschnecke und kette 501001 - 925999	59-61	Doppelwirkendes Steuergerät 501001-925999	273
Elevatore	63	Einfachwirkendes Steuergerät 409001 - 490999	275
Gebläsekasten 409001 - 561999	65	Einfachwirkendes Steuergerät 501001 - 925999	277
Gebläsekasten 582001 - 925999	67	Zubehör für Motore	279-281
Gebläse 409001 - 490999	69	Zubehör für Motore 409001 - 490999	283
Gebläse 501001 - 925999	71	Zubehör für Motore 501001 - 925999	285-287
Strohabnehmer	73	Zubehör für Fordmotor	289-291
Plattformwanne	75-77-79	Zubehör für Deutzmotor	293-295
Halmteiler	81	Zubehör für Perkinsmotor 409001 - 490999	297
Einzugsschnecke	83-85-87	Rahmen	299-301
Handhebel für Plattformeinrückung	89	Instrumentenkaste	303
Halmteiler Rechts	91	Elektrische instrumente	305
Messer	93-95	Elektrische belüchtungsanlage	307-309
Messerantrieb 409001 - 490999	97	Klebbilder	311-313
Messerantrieb 501001 - 561999	99-101	Werkzeug	315
Messerantrieb 582001 - 753999	103-105	Plattform für Sortierzylinder	317-319
Messerantrieb 764001 - 925999	107-109	Sortierzylinder	321-323
Schutz Messerantrieb	111	Plattform für Sortierzylinder 764001-925999	325
Haspel, Haspeltragrahmen 409001 - 490999	113-115	Sackrutsche	327
Haspel 501001 - 753999	117-119	Strohschneider Verkleidung 409001-490999	329
Haspel 764001 - 925999	121-123-125	Strohschneider; Messerscheiben und Lager	
Haspeltragrahmen 501001 - 753999	127	409001 - 490999	331
Haspeltragrahmen 764001 - 925999	129-131	Anbaupresse 409001 - 490999	333
Haspelvariator	133-135	Strohverteiler 409001 - 490999	335
Haspelvariatorbedienung	137	Stiftentrommel 409001 - 490999	337
Förderkanal 409001 - 561999	139	Dreschkorb für Reisernte 409001 - 490999	339
Förderkanal 582001 - 753999	141	Klesameneinteusrüstung 409001 - 490999	341
Förderkanal 764001 - 925999	143	Raupen: Räder,Rollen und Ketten 409001-490999	343
Kettenförderer 409001 - 490999	145-147	Raupen 409001 - 490999	345
Kettenförderer 470001 - 753999	149-151	Sortierzylinder auf Korntank; Verkleidung	
Kettenförderer 764001 - 925999	153-155	409001 - 490999	347
Riemen und Ketten 409001 - 753999	157-159	Sortierzylinder auf Korntank; drehende Teile	
Riemen und Ketten 764001 - 834999	161-163	409001 - 490999	349
Riemen,Ketten und Spannrollen 845001-925999	165	Tuch Pick-up 409001 - 490999	351-353
Spannrollen 409001 - 490999	167	Sonnensegel für Sortierzylinder 409001-490999	355
Spannrollen 501001 - 834999	169-171	Sonnensegel für Korntank 409001 - 490999	356
Riemen, Ketten und Spannrollen845001-925999	173	Index	357
Spannrollen 409001 - 834999	175-177		
Spannrollen 845001 - 925999	179-181		
Hauptspannrolle 409001 - 652999	183		
Hauptspannrolle 663001 - 925999	185		
Antriebsräder und Radwellen 409001 - 459999	187		
Antriebsräder und Radwellen 470001 - 925999	189-191		
Schaltgetriebe	193-195		
Stehbolzen am Getriebegehäuse 501001-561999	196		
Stehbolzen am Getriebegehäuse 582001-925999	197		
Differential und Bremsen	199-201		
Bremspedale und Handbremse 409001-652999	203		
Bremspedale 663001 - 925999	205		
Handbremse 511001 - 652999	207		
Kupplung 409001 - 490999	211		
Kupplung 501001 - 925999	213-215		
Kupplungspedal 409001 - 652999	217		
Kupplungspedal 663001 - 925999	219		
Getriebebedienung	221		
Getriebevariator	223		



2.6  
2.7



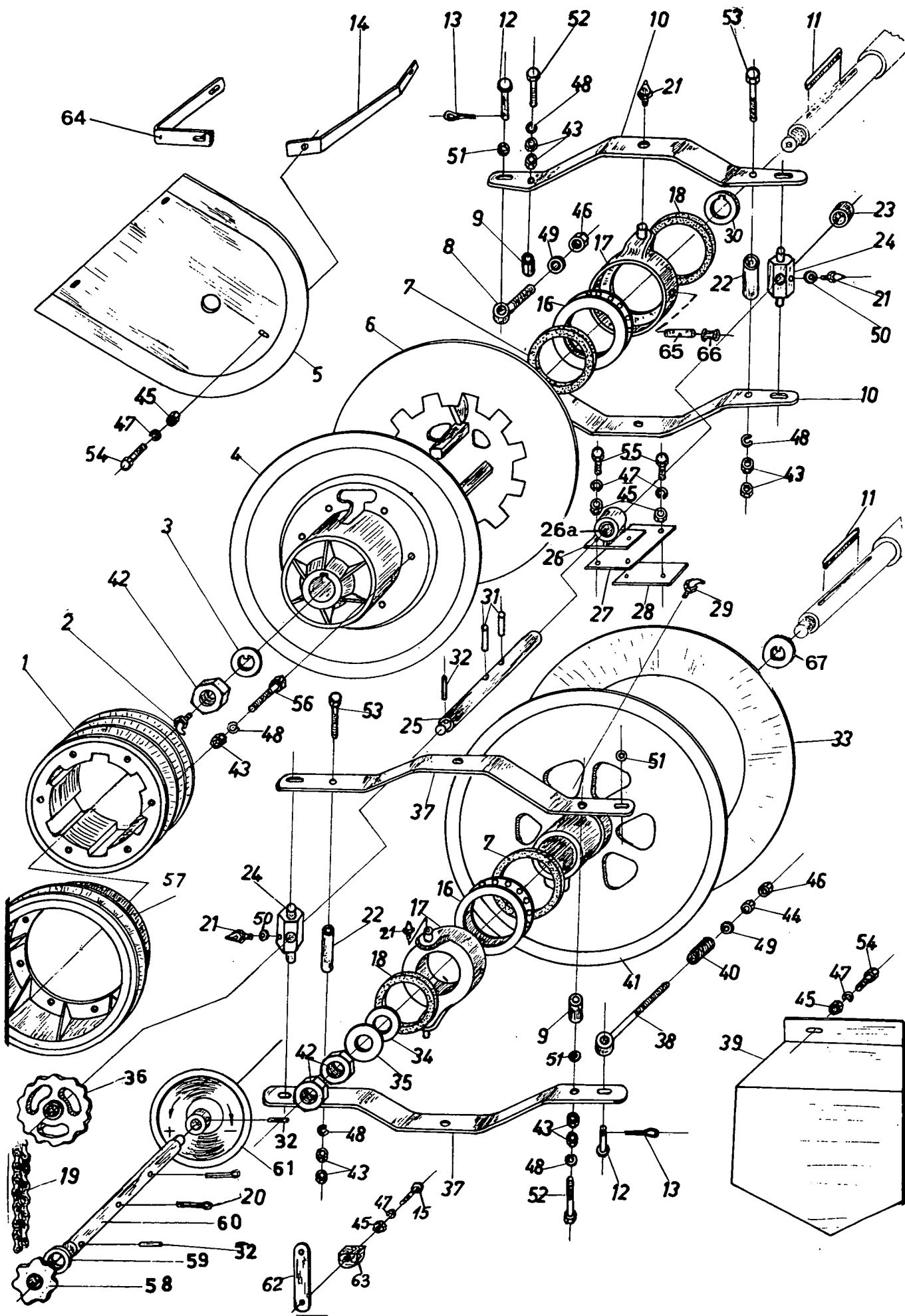
DORSTROMMEL - THRESHING DRUM  
 BATTEUR - DRESCHTROMMEL

409001 - 925999

Fig.	Order Ref.	Old Reference	Qty.	Code	Description	N.B.
1	260007	MZ 014001	1	26	Threshing drum shaft	DIN 6887-14.9.63
	260007	MP 015701	1	675	Threshing drum shaft	
2	170029	S66-14.9,5.63	2	38	Gib key	
3	170017	S61-12.8.180	1	32	Key	Outer
	170017	S61-12.8.160	1	725	Key	
4	484286	MZ 013906	2	26	Threshing drum disc	Left-hand
	485729		1	675	Threshing drum disc	Right-hand
	485728		1	675	Threshing drum disc	Inner
5	308801	MZ 013906.01	2	38	Threshing drum disc	Right-hand grooved
6	308900	MZ 013911	2	38	Rasp bar set	Left-hand grooved
7	308899	MZ 013910	2	38	Rasp bar set	
8	481494	MZ 014050	AR	38	Balance weight plate	
9	481495	MZ 014051	AR	32	Balance weight plate	
10	120161	DIN931-M8x25-8G	AR	7	Cap screw	
	120105	DIN931-M8x30-8G	AR	270	Cap screw	
	120106	DIN933-M8x40-8G	AR	725	Cap screw	
11	140016	DIN126-9,5	AR	38	Plain washer	
12	322358	DIN127-A8	AR	38	Lockwasher	
13	100015	DIN934-M8	AR	38	Hex nut	
14	486986	MZ 014045	1	38	Packing angle	Right-hand
15	331647	MZ 014012	32	38	Rasp bar bolt	incl. 2x fig. 16
16	100018	DIN934-M12	64	38	Hex nut	
17	120013	DIN86-AM6x15	6	7	Flat head machine screw	
	300563	DIN84-AM6x15	6	257	Fillister head mach. screw	
	120005	DIN84-AM6x20	6	564	Fillister head mach. screw	
	120100	DIN933-M6x20-8G	6	725	Cap screw	
18	322357	DIN127-A6	6	38	Lockwasher	
19	100014	DIN934-M6	6	38	Hex nut	
20	200020	MZ 014002	2	38	Collar	
21	307805	N65-40.127.4	2	38	Ball bearing housing	(*)
22	210049	SKF6308-2RS	2	38	Sealed ball bearing	
23	140138	S13-75,5.90.2	1	38	Washer	
24	370013	DIN472-90	2	38	Snap ring	
25	100035	DIN936-M35x1,5	1	38	Hex nut	
26	370006	DIN471-40	1	38	Snap ring	
27	310066	N66-90.2	1	38	Bearing cover	
28	120105	DIN931-M10x30-8G	8	38	Cap screw	
29	140045	DIN127-A10	8	38	Lockwasher	
30	100016	DIN934-M10	8	26	Hex nut	
31	486987	MZ 014046	1	38	Packing angle	Left-hand
32	140015	DIN126-7	6	276	Plain washer	
33	120022	DIN86-AM10x1x12	2	248	Round head mach. screw	
34	481489	MZ 010113	AR	276	Shim - 0,5 mm.	
35	481490	MZ 010115	AR	276	Shim - 0,8 mm.	
36	481489	MZ 010116	AR	276	Shim	
37	140018	DIN126-14	32	276	Plain washer	
38	140086	S13-14.30.4	32	669	Washer	
39	140086	S13-14.30.4	3	725	Washer	
40	308634		AR	725	Threshing drum assy.	incl. fig. 4, 5, 6, 7, 8, 9, 10, 11, 12, 13, 15, 16, 34, 35, 36, 37, 38, 39

Code 7 : 409001 - 490999      Code 270 : 501001 - 834999  
 26 : 409001 - 753999      276 : 501001 - 925999  
 27 : 409001 - 764999      564 : 663001 - 834999  
 32 : 409001 - 834999      669 : 764001 - 834999  
 38 : 409001 - 925999      675 : 764001 - 925999  
 248 : 501001 - 531999      686 : 774001 - 925999  
 257 : 501001 - 652999      725 : 845001 - 925999

(\*) Wanneer 320047 (N65-40.127.4) moet vervangen worden door 307805, moeten 4 stuks 120111 meegeleverd worden. When replacing 320047 (N65-40.127.4) by 307805, supply also 4 pieces 120111. Quand 320047 (N65-40.127.4) doit être remplacé par 307805, ajoutez 4 pièces 120111. Falls 320047 (N65-40.127.4) ersetzt werden muss durch 307805, müssen 4 stücke 120111 mitgeliefert werden.



TROMMELVARIATOR – DRUM VARI-DRIVE  
 COMMANDE DU BATTEUR – TROMMELVARIATOR

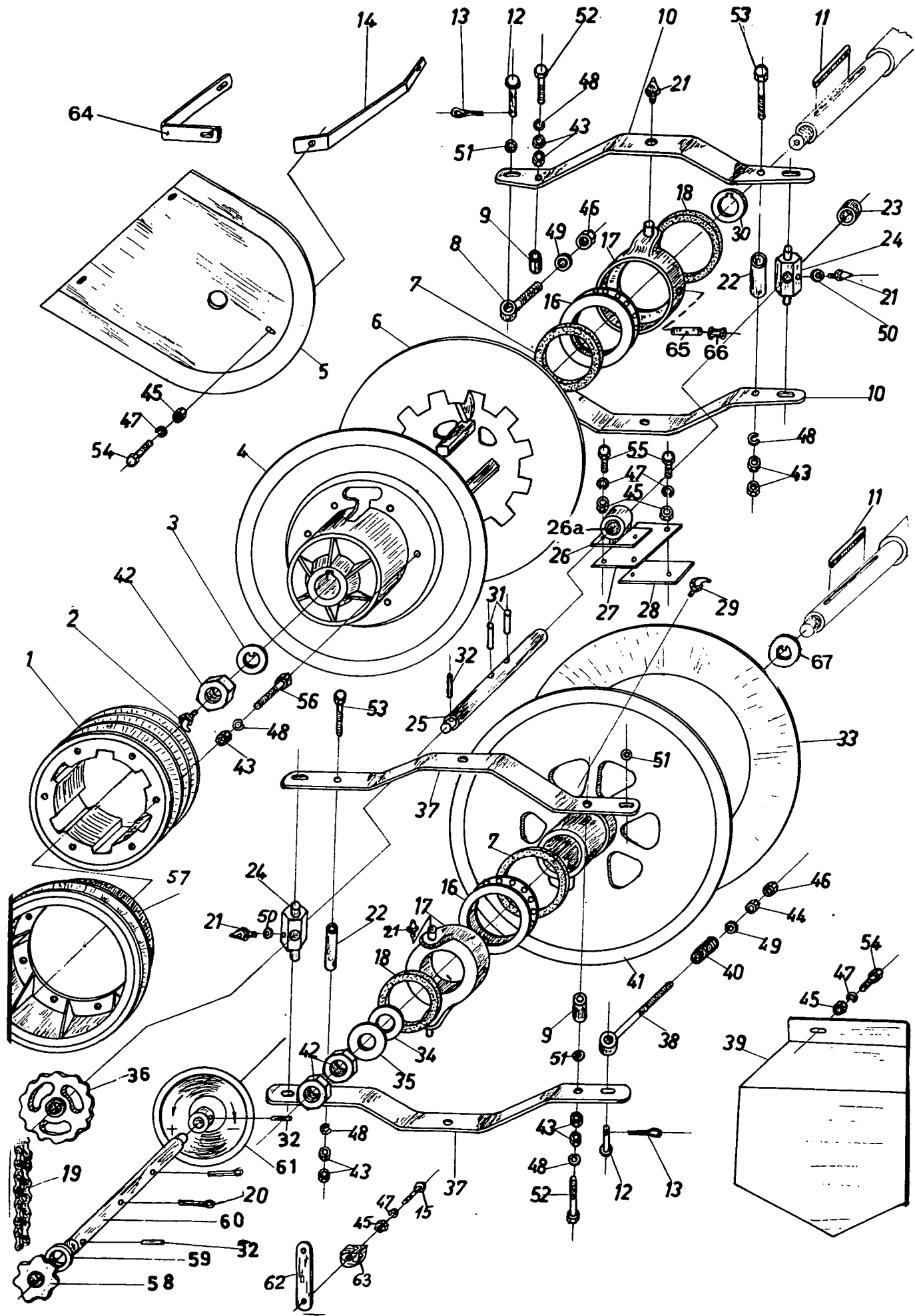
409001 – 753999

Fig.	Order Ref.	Old reference	Qty.	Code	Description	N.B.	
1		N73-240.155.1	3	7	Sheave	(a)	
	290082	N73-240.155.2	3	257	Sheave		
	290197	N73-258.155.1	1	19	Sheave		
	290127	N70-240.155.1	1	558	Sheave		
2	332040	DIN71412-CM10x1	1	26	Grease fitting		
3	140063	N15-36.70.1	2	26	Safety washer		
4	290031	MZ 203909	1	26	Sheave		
5	360246	MZ 204370	1	92	Guard		
	360043	MZ 206670	1	558	Guard		
6	290032	MZ 204010	1	26	Sheave		
7	220016	DIN5419-90	2	26	Felt ring		
8	120142	MZ 204013	1	26	Adjusting screw		
9	200094	S101-12.17.16	2	7	Bushing		
	200097	S101-14.10.16	2	264	Bushing		
10	482016	MZ 204005	2	26	Variator arm		
11	170017	S61-12.8.180	2	26	Key		
12	390042	S116-15.45.40	2	26	Clevis pin		
13	130008	DIN94-4x30	2	26	Cotter pin		
14	482024	MZ 204371	1	99	Support		
15	120039	DIN603-M8x50	1	558	Carriage bolt		
16	210055	SKF 51117	2	26	Ball thrust bearing		
17	320058	MZ 204003	2	26	Bearing housing		incl.fig.21
18	220014	DIN5419-80	2	26	Felt ring		
19	2300318	MZ 206690	1	558	Chain		
20	130009	DIN94-4x35	2	558	Cotter pin		
21	332028	DIN71412-AM10x1	4	26	Grease fitting		
22	200348	S101-12.17.41	2	7	Bushing		
	200098	S101-14.40.41	2	264	Bushing		
23	200126	S101-25.35.11	1	251	Bushing		
	200127	S101-25.35.15	1	429	Bushing		
24	482017	MZ 204006	2	26	Adjusting nut		
25	340040	MZ 204007	1	26	Adjusting rod		
26	320018	MZ 203911	1	4	Guide		(*)-Incl.fig.26a
	320018	MZ 204712	1	168	Guide		
26a	210026	S107-25.28.15	1	4	Bushing		
27	482019	MZ 204711	1	168	Plate		
28	482018	MZ 203908	AR	26	Shim		
29	332039	DIN 71412-BM10x1	1	26	Grease fitting		
30	140050	MZ 204019	1	429	Washer		
31	130047	DIN1481-6x45	2	26	Roll pin		
32	130044	DIN1481-4x35	3	26	Roll pin		
33	290029	MZ 203901	1	26	Sheave		

- (a) Enkel gebruikt voor aanbouwpers Welger. Only used for straw press Welger. Uniquement pour presse à paille Welger. Nur für Anbaupresse Welger.  
 (b) Enkel bij pers. Only with straw press. Uniquement pour presse à paille. Nur für Anbaupresse  
 (c) Enkel bij pers en kafzuiger. Only with straw press and chaff blower. Uniquement pour presse à paille et récupérateur de balles. Nur für Anbaupresse und Spreusammler.  
 (d) Enkel bij pers, kafzuiger en graantank. Only with straw press, chaff blower and grain tank. Uniquement pour presse à paille, récupérateur de balles et trémie. Nur für Anbaupresse, Spreusammler und Korntank  
 (e) Enkel bij pers, kafzuiger, graantank en ze. reiniging. Only with straw press, chaff blower, grain tank and 2nd. cleaning. Uniquement pour presse à paille, récupérateur de balles, trémie et 2ième. nettoyage. Nur für Anbaupresse, Spreusammler, Korntank und 2e. Reinigung.  
 (f) Enkel voor 2e. reiniging. Only for 2nd. cleaning. Uniquement pour deuxième nettoyage. Nur für 2e. Reinigung

Code 2 : 409001 - 419999	Code 251 : 501001 - 561999
4 : 409001 - 459999	257 : 501001 - 652999
7 : 409001 - 490999	264 : 501001 - 753999
19 : 409001 - 652999	284 : 511001 - 602999
26 : 409001 - 753999	323 : 531001 - 753999
92 : 439001 - 652999	422 : 582001 - 652999
99 : 439001 - 753999	429 : 582001 - 753999
151 : 470001 - 511999	558 : 663001 - 753999
168 : 470001 - 753999	

(\*) Wanneer 489151 (MZ 203911) moet vervangen worden door 320018 (MZ 204712), moet het stuk 482019 meegeleverd worden. When replacing 489151 (MZ 203911) by 320018 (MZ 204712), supply also 482019. Quand 489151 (MZ 203911) doit être remplacé par 320018 (MZ 204712), ajoutez la pièce 482019. Falls 489151 (MZ203911) ersetzt werden muss durch 320018(MZ 204712), muss 482019 mitgeliefert werden.



TROMMELVARIATOR – DRUM VARI-DRIVE  
 COMMANDE DU BATTEUR – TROMMELVARIATOR

409001 – 753999

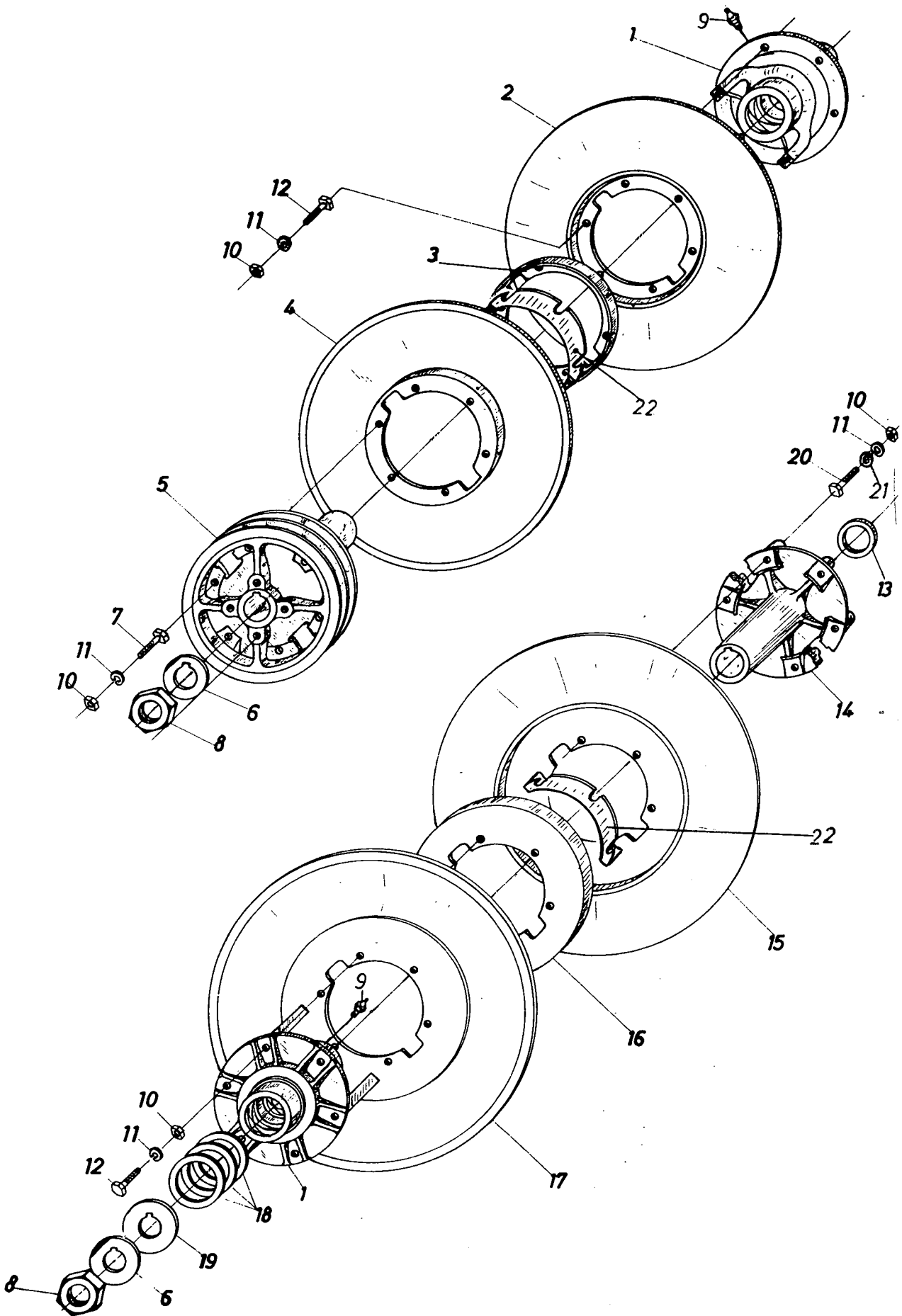
Fig.	Order Ref.	Old Reference	Qty.	Code	Description	N.B.
34	140135	S13-61.80.1	AR	264	Shim	MZ 124044
35	140050	MZ 204019	1	4	Washer	
	140201	MZ 204730	1	151	Washer	
	140051	MZ 205330	1	323	Washer	
36	270040	N25-117.15.1	1	558	Sprocket	
37	482015	MZ 203904	2	26	Variator arm	
38	120187	MZ 204014	1	26	Adjusting rod	
39	360111	MZ 204075	1	264	Guard	
40	180022	N50-22,5.38.6	1	26	Spring	
41	290030	MZ 204002	1	26	Sheave	
42	100035	DIN936-M35x1,5	3	26	Hex nut	
43	100016	DIN934-M10	14	26	Hex nut	
44	100020	DIN934-M16	1	26	Hex nut	
45	100015	DIN934-M8	7	26	Hex nut	
46	100039	DIN985-M16	2	26	Hex lock nut	
47	322358	DIN127-A8	7	26	Lockwasher	
48	140045	DIN127-A10	10	26	Lockwasher	
49	140020	DIN126-18	2	26	Plain washer	
50	140077	S13-10.15.1,5	2	26	Washer	
51	140090	S13-16,5.30.2	2	26	Washer	
52	325829	DIN931-M10x45-8G	2	2	Cap screw	
	120070	DIN931-M10x60-8G	2	99	Cap screw	
53	120073	DIN931-M10x75-8G	2	2	Cap screw	
	120073	DIN931-M10x80-8G	2	99	Cap screw	
54	120225	DIN933-M8x20-8G	3	264	Cap screw	
55	120105	DIN931-M8x30-8G	4	26	Cap screw	
56	325829	DIN931M10x45-8G	6	7	Cap screw	
		DIN931-M10x70-8G	6	7	Cap screw	
	120075	DIN931-M10x100-8G	6	26	Cap screw	
		DIN931-M10x120-8G	6	19	Cap screw	
57	290084	N73-271.155.1	1	429	Sheave	
58	270039	N25-63.22.1	1	558	Sprocket	
59	140101	S13-23.35.2,5	2	558	Washer	
60	260085	MZ 206640	1	558	Shaft	
61	482020	MZ 201420	1	19	Hand wheel	
	484317	MZ 206621	1	558	Hand wheel	
62	484618	MZ 206645	1	558	Plate	
63	483265	MZ 753904	1	558	Tension block	
64		MZ 205872	1	422	Support	
65	160090	S49-30.M10x1	1	284	Grease pipe	
66	150012	DIN2962-M10x1-M2	1	284	Sleeve	
67	140050	MZ 204019	1	19	Washer	

(b)  
(c)  
(d)  
(e)  
(f)

- (a) Enkel gebruikt voor aanbouwpers Welger. Only used for straw press Welger. Uniquement pour presse à paille Welger. Nur für Anbaupresse Welger.
- (b) Enkel bij pers. Only with straw press. Uniquement pour presse à paille. Nur für Anbaupresse
- (c) Enkel bij pers en kafzuiger. Only with straw press and chaff blower. Uniquement pour presse à paille et récupérateur de balles. Nur für Anbaupresse und Spreusammler.
- (d) Enkel bij pers, kafzuiger en graantank. Only with straw press, chaff blower and grain tank. Uniquement pour presse à paille, récupérateur de balles et trémie. Nur für Anbaupresse, Spreusammler und Korntank
- (e) Enkel bij pers, kafzuiger, graantank en 2e. reiniging. Only with straw press, chaff blower, grain tank and 2nd. cleaning. Uniquement pour presse à paille, récupérateur de balles, trémie et 2ième. nettoyage. Nur für Anbaupresse, Spreusammler, Korntank und 2e Reinigung.
- (f) Enkel voor 2e. reiniging. Only for 2nd. cleaning. Uniquement pour deuxième nettoyage. Nur für 2e. Reinigung.

Code	2 : 409001 - 419999	Code	251 : 501001 - 561999
	4 : 409001 - 459999		257 : 501001 - 652999
	7 : 409001 - 490999		264 : 501001 - 753999
	19 : 409001 - 652999		284 : 511001 - 603999
	26 : 409001 - 753999		323 : 531001 - 753999
	92 : 439001 - 652999		422 : 582001 - 652999
	99 : 439001 - 753999		429 : 582001 - 753999
	151 : 470001 - 511999		558 : 663001 - 753999
	168 : 470001 - 753999		

(\*) Wanneer 489151 (MZ 203911) moet vervangen worden door 320018 (MZ 204712), moet het stuk 482019 meegeleverd worden. When replacing 489151 (MZ 203911) by 320018 (MZ 204712), supply also 482019. Quand 489151 (MZ 203911) doit être remplacé par 320018 (MZ 204712), ajoutez la pièce 482019. Falls 489151 (MZ 203911) ersetzt werden muss durch 320018 (MZ 204712), muss 482019 mitgeliefert werden.



TROMMELVARIATOR – DRUM VARI-DRIVE  
 VARIATEUR DU BATTEUR – TROMMELVARIATOR

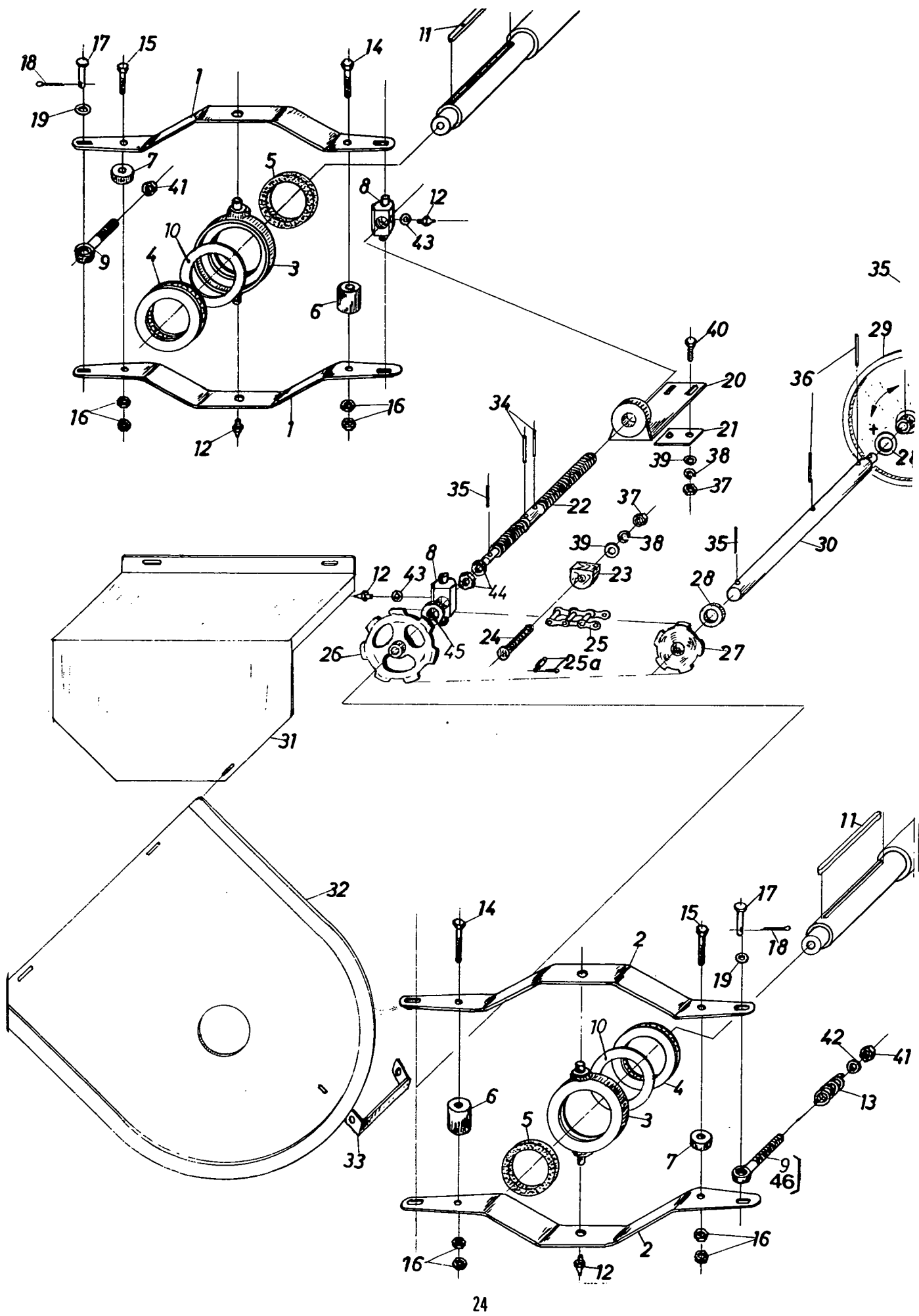
764001 – 925999

Fig.	Order Ref.	Old Reference	Qty.	Code	Description	N.B.
1	308791		2	675	Sliding hub	incl.fig.9
2	290153		1	675	Sheave, floating	
3	485799		1	675	Sheave plate	(*)
4	290152		1	675	Sheave, fixed	
5	308792	280069	1	675	Drive pulley	
6	140063	N15-36.70.1	2	675	Safety washer	
7	120113	DIN931-M10x50-8G	6	675	Cap screw	
8	100035	DIN936-M35x1,5	2	675	Hex nut	
9	332038	DIN71412-AM10x1	2	675	Grease fitting	
10	100016	DIN934-M10	24	675	Hex nut	
11	140045	DIN127-A10	24	675	Lockwasher	
12	120112	DIN931-M10x40-8G	12	675	Cap screw	
13	140194		1	675	Space washer	(**)
14	308793	280068	1	675	Fixed hub	
15	290154		1	675	Sheave, fixed	
16	485798		1	675	Sheave plate	
17	290155		1	675	Sheave, floating	
18	140135	S13-61.80.1	AR	675	Shim	
19	140201	MZ 204730	1	675	Washer	
20	120072	DIN931-M10x70-8G	6	675	Cap screw	
21	140017	DIN126-11,5	6	725	Plain washer	
22	487120		4	725	Carrier pivot	

Code 665 : 764001 - 774999  
 675 : 764001 - 925999  
 696 : 784001 - 925999  
 725 : 845001 - 925999

(\*) Wanneer 280069 moet vervangen worden door 308792, moet 1 stuk 307506 en 1 stuk 307507 meegeleverd worden. When replacing 280069 by 308792, supply also 1 piece 307506 and 1 piece 307507. Quand 280069 doit être remplacé par 308792, ajoutez 1 pièce 307506 et 1 pièce 307507. Falls 280069 ersetzt werden muss durch 308792, müssen 1 Stück 307506 und 1 Stück 307507 mitgeliefert werden.

(\*\*) Wanneer 280068 moet vervangen worden door 308793, moet 1 stuk 307506 en 1 stuk 307507 meegeleverd worden. When replacing 280068 by 308793, supply also 1 piece 307506 and 1 piece 307507. Quand 280068 doit être remplacé par 308793, ajoutez 1 pièce 307506 et 1 pièce 307507. Falls 280068 ersetzt werden muss durch 308793, müssen 1 Stück 307506 und 1 Stück 307507 mitgeliefert werden.





TROMMELVARIATOR & BEDIENING - DRUM VARI-DRIVE & CONTROL LEVER  
 VARIATEUR DU BATTEUR & COMMANDE - TROMMELVARIATOR & BEDIENUNG

764001 - 925999

Fig.	Order Ref.	Old Reference	Qty.	Code	Description	N.B.
1	482016	MZ 204005	2	675	Shifter arm	
2	482015	MZ 203904	2	675	Shifter arm	
3	320069		2	675	Bearing housing	incl. fig. 12
4	210055	SKF 51117	2	675	Ball thrust bearing	
5	220014	DIN5419-80	2	675	Felt ring	
6	200098	S101-14.40.41	2	675	Spacer	
7	200097	S101-14.40.16	2	675	Spacer	
8	480542	MP 206106	2	675	Adjusting nut	incl. fig. 12, 43
9	120142	MZ 204013	1	669	Adjusting rod	
	120187	MZ 204014	1	725	Adjusting rod	
10	140220		2	725	Shim	
11	170017	S61-12.8.180	2	669	Key	
	170017	S61-12.8.160	2	725	Key	
12	332038	DIN71412-AM10x1	4	675	Grease fitting	
13	180022	N50-22.5.38.6	1	675	Spring	
14	120073	DIN931-M10x80-8G	2	675	Cap screw	
15	120070	DIN931-M10x60-8G	2	675	Cap screw	
16	100016	DIN934-M10	8	675	Hex nut	
17	390042	S116-15.45.40	2	675	Clevis pin	
18	130008	DIN94-4x30	2	675	Cotter pin	
19	140090	S13-16,5.30.2	2	675	Washer	
20	484968		1	675	Support	
21	482018	MZ 203908	5	675	Shim	
22	340114		1	675	Adjusting rod	
23	483265	MZ 753904	1	675	Chain tension block	
24	120039	DIN603-M8x50	1	675	Sq. neck carr. bolt	
25	230081	MZ 206690	1	675	Chain	incl. fig. 25a
25a	090031		1	675	Connecting link	
26	270040	N25-117.15.1	1	675	Sprocket	14 T - D - Z
27	270039	N25-63.22.1	1	675	Sprocket	7 T - D - Z
28	140101	S13-23.35.2,5	2	675	Washer	
29	484317	MZ 206621	1	675	Hand wheel	
30	260085	MZ 206640	1	675	Shaft	
31	360111	MZ 204075	1	675	Guard	
32	360043	MZ 206670	1	675	Guard	
33	482024	MZ 204371	1	675	Support	
34	130047	DIN1481-6x45	2	675	Roll pin	
35	130044	DIN1481-4x35	3	675	Roll pin	
36	130009	DIN94-4x35	2	675	Cotter pin	
37	100015	DIN934-M8	9	675	Hex nut	
38	322358	DIN127-A8	9	675	Lockwasher	
39	140016	DIN126-9,5	14	675	Washer	
40	120105	DIN931-M8x30-8G	2	675	Cap screw	
41	100039	DIN985-M16	2	675	Lock nut	
42	140020	DIN126-18	1	675	Plain washer	
43	140077	S13-10.15.1,5	4	675	Washer	
44	100093	DIN936-M24	2	725	Hex nut	
45	200127	S101-25.35.15	1	725	Collar	
46	120187	MZ 204014	1	669	Adjusting rod	

Code 669 : 764001 - 834999  
 675 : 764001 - 925999  
 725 : 845001 - 925999

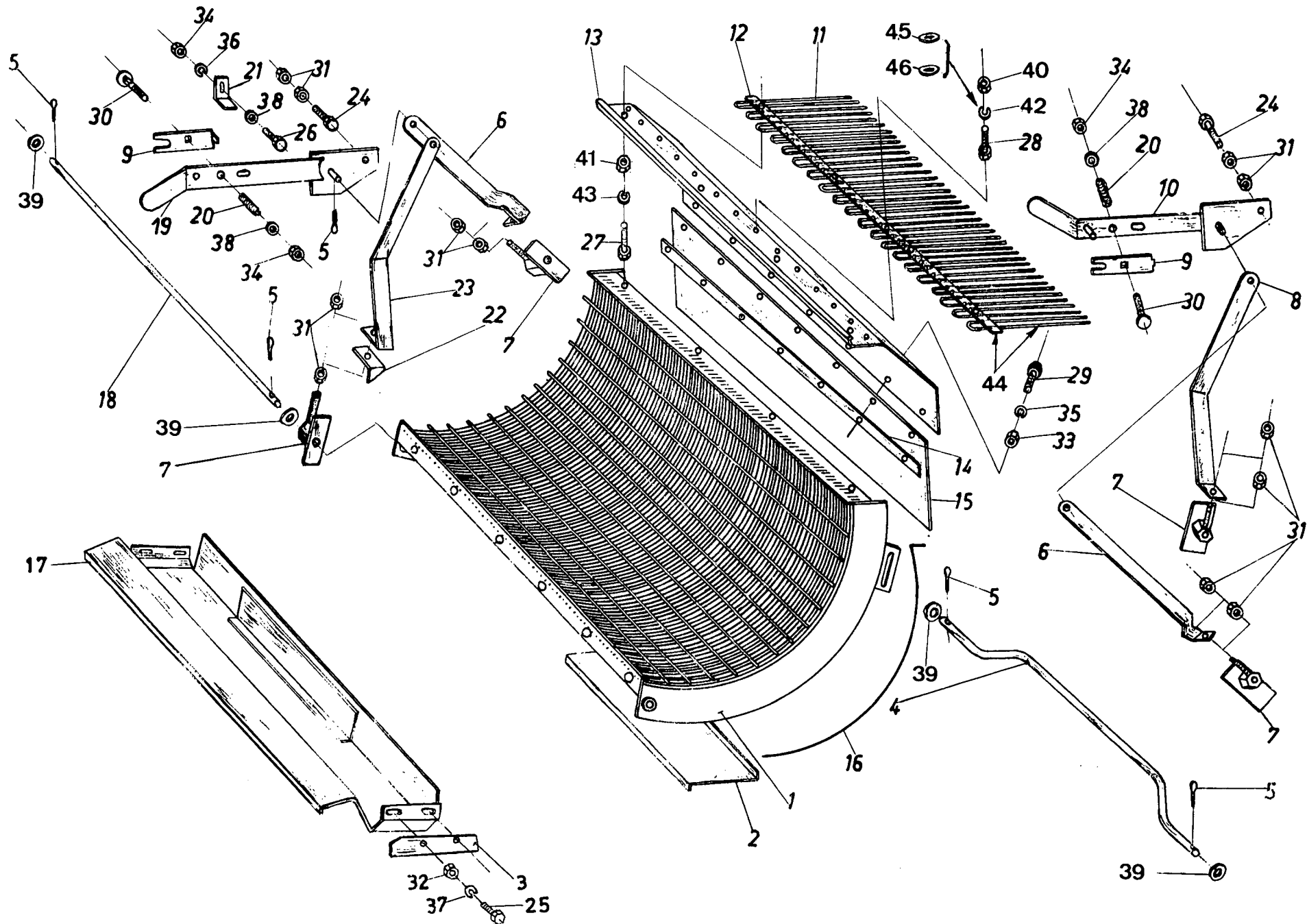


Fig.	Order ref.	Old reference	Qty.	Code	Description	N.B.
1	489988	MZ 023901	1	19	Concave	(a) incl.fig.16
	489987	MZ <del>023901</del> 023950	1	19	Concave	(b) incl.fig.16
2	481523	MZ 023913	4	19	Awning plate	
3	484142	MZ 024020	2	257	Plate	
4	390005	MZ 023904	1	7	Rod	Rear
	390006	MZ 023918	1	257	Rod	Rear
5	130008	DIN94-4x30	6	19	Cotter pin	
6	489112	MZ 024006	2	13	Adjusting rod	Rear
	481508	MZ 025806	2	422	Adjusting rod	Rear
7	340036	MZ 024002	2	19	Adjusting screw	
8	489113	MZ 024007	1	13	Adjusting rod - Front	Left-hand
	481509	MZ 025807	1	422	Adjusting rod - Front	Left-hand
9	481513	MZ 023909	2	19	Connecting plate	
10	489114	MZ 023908	1	13	Adjusting rod	Left-hand
	481529	MZ 025822	1	422	Adjusting rod	Left-hand
11	180050	S90-360.25.6	20	19	Rake tooth	
12	481530	MZ 025823	1	422	Tooth retainer	
13	481514	MZ 024010	1	13	Shield	
	481515	MZ 025810	1	422	Shield	
14	481525	MZ 023914	1	19	Curtain retaining angle	
15	190034	MZ 023915	1	19	Canvas	
16	486748	MZ 023901.06	AR	19	Concave rod	
17	484138	MZ 023912	1	19	Stone trap	
18	390005	MZ 023904	1	19	Rod	Front
19	489114	MZ 023908	1	13	Adjusting rod	Right-hand
	481510	MZ 025808	1	422	Adjusting rod	Right-hand
20	180013	N50-11.25.2	2	19	Spring	
21	481526	MZ 024016	2	19	Thrust angle	
22	481528	MZ 024021	4	257	Locating plate	
23	489111	MZ 024003	1	13	Adjusting link	Front - Right-hand
	481507	MZ 025803	1	422	Adjusting link	Front - Right-hand
24	120141	MZ 023905	2	19	Cap screw - Special	
25	120099	DIN933-M6x15-8G	4	7	Cap screw	
	120100	DIN933-M6x20-8G	4	251	Cap screw	
	120111	DIN931-M10x30-8G	4	422	Cap screw	
26	120103	DIN933-M8x15-8G	2	7	Cap screw	
	120104	DIN933-M8x20-8G	2	257	Cap screw	
27	300381	DIN931-M8x35-8G	4	7	Cap screw	
	120106	DIN931-M8x40-8G	4	257	Cap screw	
28	120099	DIN933-M6x15-8G	14	422	Cap screw	
29	120013	DIN86-AM6x15	7	7	Round hd. mach. screw	
	120014	DIN86-AM6x20	7	257	Round hd. mach. screw	
30	120039	DIN603-M8x50	2	19	Sq. neck carriage bolt	
31	100002	DIN934-M16	12	19	Hex. nut	
32	100014	DIN934-M6	4	13	Hex. nut	
	100016	DIN934-M10	4	422	Hex. nut	
33	100014	DIN934-M6	7	422	Hex. nut	
34	100015	DIN934-M8	4	19	Hex. nut	
35	322357	DIN127-A6	14	422	Lockwasher	
36	322358	DIN127-A8	4	19	Lockwasher	
37	322357	DIN127-A6	4	13	Lockwasher	
	140045	DIN127-A10	4	422	Lockwasher	
38	140016	DIN126-9,5	6	19	Plain washer	
39	140020	DIN126-18	6	19	Plain washer	
40	100014	DIN934-M6	14	422	Hex. nut	
41	100015	DIN934-M8	4	422	Hex. nut	
42	322357	DIN127-A6	7	422	Lockwasher	
43	322358	DIN127-A8	4	422	Lockwasher	
44	030047	MZ 023911	1	13	Rake assembly	
45	140079	S13-10.20.5	4	13	Washer	
	140078	S13-10.20.3	4	13	Washer	

(a) Voor koude landen - For cold countries

Pour pays froids - Für kalte Länder

(b) Voor warme landen - For warm countries

Pour pays chauds - Für warme Länder

Code 7 : 409001 - 490999

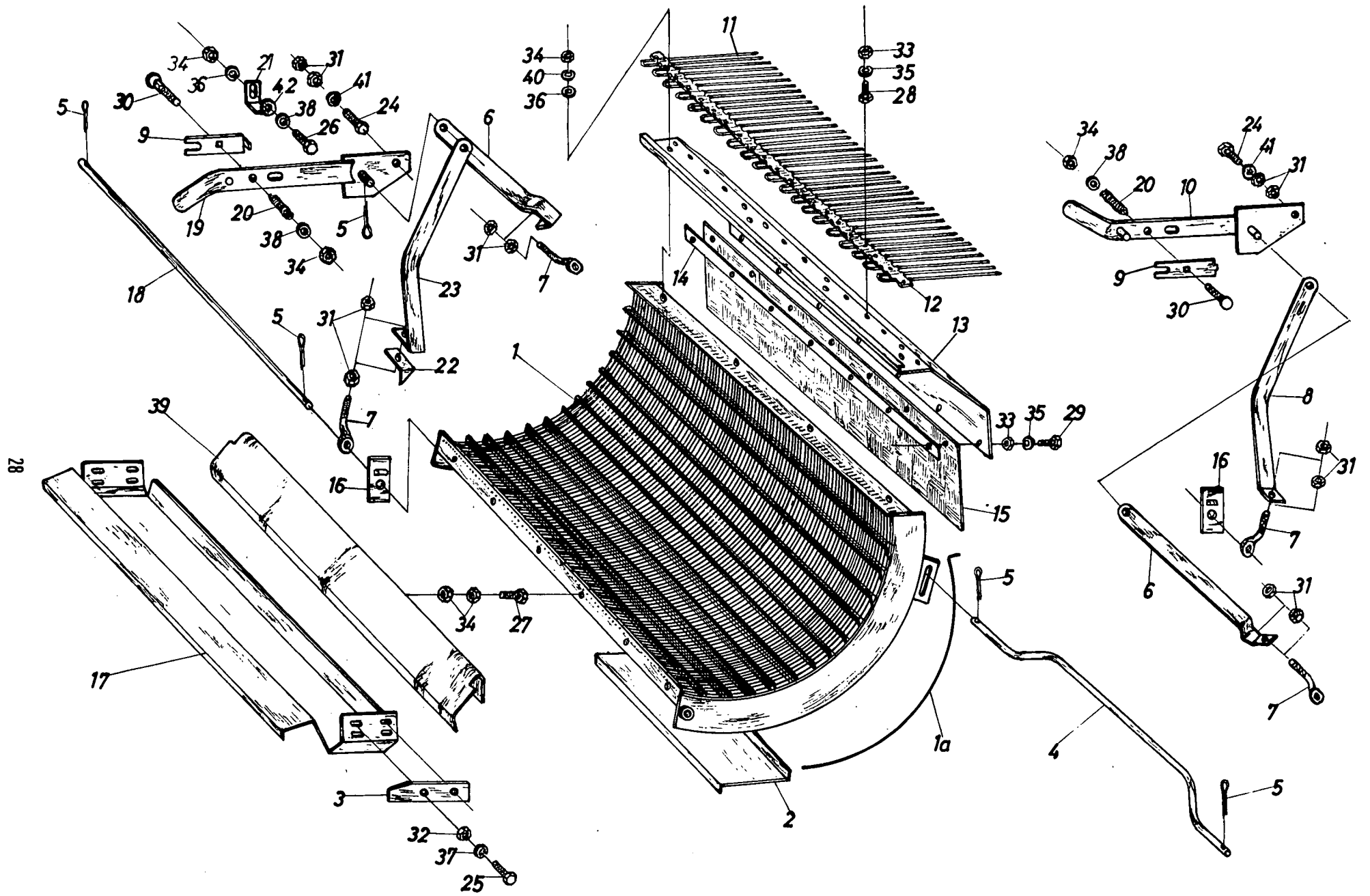
Code 257 : 501001 - 652999

13 : 409001 - 561999

422 : 582001 - 652999

19 : 409001 - 652999

251 : 501001 - 561999



DORSKORF - CONCAVE  
 CONTRE-BATTEUR - DRESCHKORB

663001 - 925999

Fig.	Order ref.	Old reference	Qty.	Code	Description	N.B.
1	489988	MZ 023901	1	570	Concave	(a) - incl.fig.1a
	489987	MZ 023950	1	570	Concave	(b) - incl.fig.1a
1a	486708 48	MZ 023901.06	AR	570	Concave rod	
2	481523	MZ 023913	4	570	Awning plate	
3	484142	MZ 024020	2	570	Plate	
4	390006	MZ 023918	1	564	Concave support	Rear
	390073		1	725	Concave support	Rear
5	130008	DIN 94 - 4x30	6	570	Cotter pin	
6	481508	MZ 025806	2	570	Adjusting link	Rear
7	340036	MZ 024002	4	564	Adjusting screw	
	340139		4	725	Adjusting screw	
8	481509	MZ 025807	1	570	Adjusting link	Left-hand - Front
9	481513	MZ 023909	2	570	Connecting plate	
10	481529	MZ 025822	1	570	Adjusting lever	Left-hand
11	180050	S90 - 360.25.6	20	558	Rake tooth	
	180062	S90 - 357.25.6	20	675	Rake tooth	
12	481530	MZ 025823	1	570	Tooth retainer	
13	481515	MZ 025810	1	558	Shield	
	481517	MZ 025810.01	1	675	Shield	
14	484192	MZ 073925	1	570	Retaining angle	
15	190034	MZ 023915	1	570	Canvas	
16	488329		4	725	Attaching plate	
17	488268	MZ 023912	1	553	Stone trap	{*}
	488268	MZ 026912	1	605	Stone trap	{*}
18	390005	MZ 023904	1	564	Concave support	Front
	390072		1	725	Concave support	Front
19	481510	MZ 025808	1	570	Adjusting lever	Right-hand
20	180013	N50 - 11.25.2	2	570	Spring	
21	481526	MZ 024016	2	570	Thrust angle	
22	481528	MZ 024021	4	570	Locating plate	
23	481507	MZ 025803	1	570	Adjusting link	Right-hand - Front
24	120141	MZ 023905	2	566	Cap screw - Special	
	120090	DIN 931 - M16x50-8G	2	734	Cap screw - Standard	
25	120112	DIN931-M10x30-8G	4	570	Cap screw	
26	120104	DIN933-M8x20-8G	2	570	Cap screw	
27	120106	DIN931-M8x40-8G	4	564	Cap screw	
	120105	DIN931-M8x30-8G	4	725	Cap screw	
28	120099	DIN933-M6x15-8G	14	570	Cap screw	
29	120014	DIN86-AM6x20	7	564	Round hd. mach. screw	
	120100	DIN933-M6x20-8G	7	725	Cap screw	
30	120039	DIN603-M8x50	2	570	Sq. neck carr. bolt	
31	100020	DIN934-M16	12	570	Hex. nut	
32	100016	DIN934-M10	4	570	Hex. nut	
33	100014	DIN934-M6	21	570	Hex. nut	
34	100015	DIN934-M8	20	570	Hex. nut	
35	322357	DIN127-A6	21	570	Lockwasher	
36	322358	DIN127-A8	6	570	Lockwasher	
37	140045	DIN127-A10	4	570	Lockwasher	
38	140016	DIN126-9,5	4	570	Plain washer	
39	488267	MZ 026625	1	553	Plate	
	488267	MZ 026925	1	605	Plate	
40	140079	S13-10.20.5	4	570	Washer	
41	140020	DIN126-18	2	570	Plain washer	
42	140041	DIN440-R9,5	2	570	Washer	

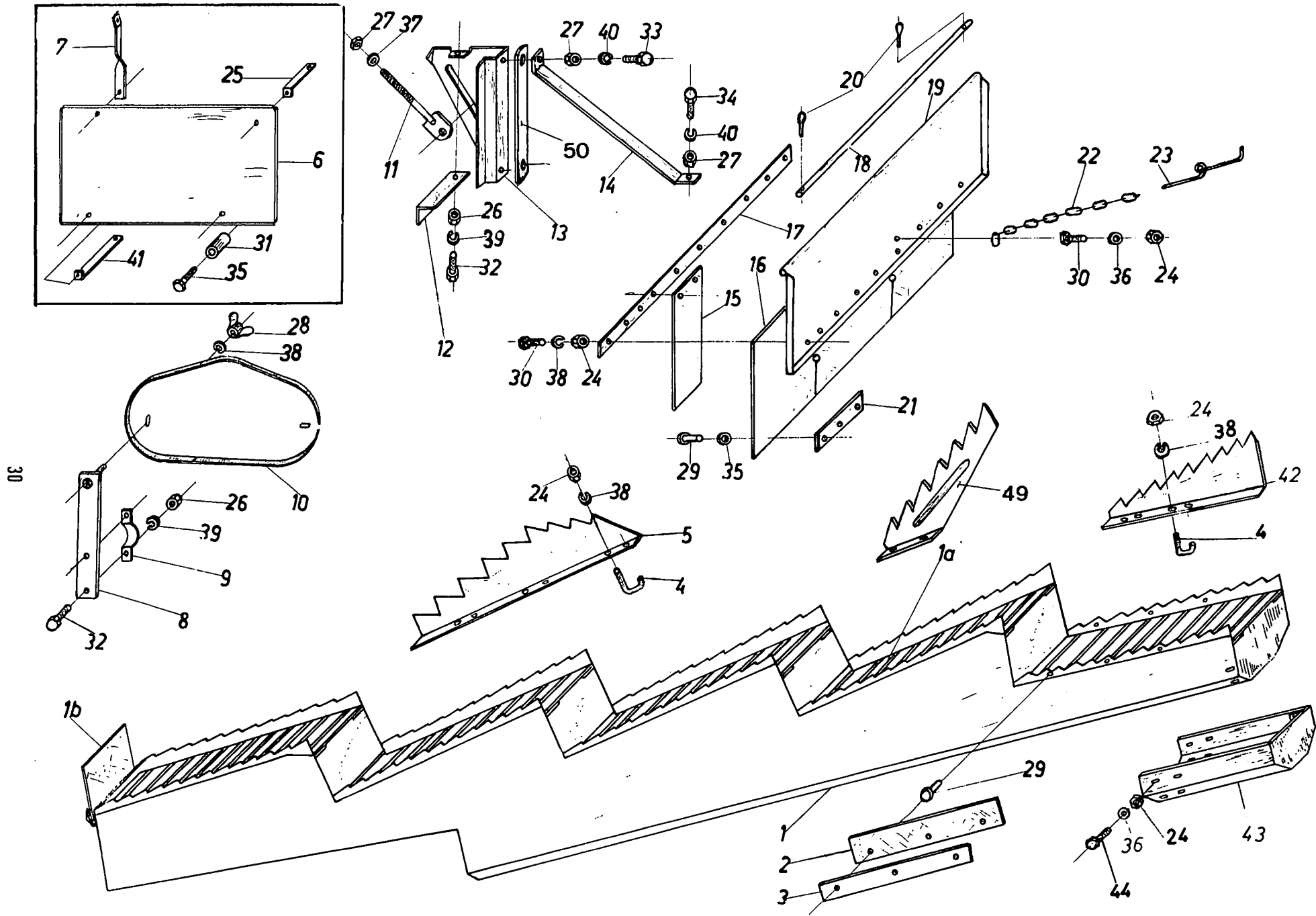
(a) Voor koude landen - For cold countries  
 Pour pays froids - Für kalte Länder

(b) Voor warme landen - For warm countries  
 Pour pays chauds - Für warme Länder

Code 553 : 663001 - 683999  
 558 : 663001 - 753999  
 564 : 663001 - 834999  
 566 : 663001 - 855999  
 570 : 663001 - 925999

Code 605 : 693001 - 925999  
 675 : 764001 - 925999  
 725 : 845001 - 925999  
 734 : 865001 - 925999

(\*) Wanneer 484138 (MZ 023912) of 485424 (MZ 026912) moeten vervangen worden door 488268, moet 488267 meegeleverd worden. When replacing 484138 (MZ 023912) or 485424 (MZ 026912) by 488268, supply also 488267. Quand 484138 (MZ 023912) ou 485424 (MZ 026912) doivent être remplacés par 488268, ajoutez la pièce 488267. Falls 484138 (MZ 023912) oder 485424 (MZ 026912) ersetzt werden müssen durch 488268, muss 488267 mitgeliefert werden.



SCHUDDERS - STRAW WALKERS  
SECOUEURS - SCHÜTTLER

409001 - 925999

Fig.	Order Ref.	Old reference	Qty.	Code	Description	N.B.
1	485270	MZ 034001	4	7	Straw walker	incl.fig.1a,1b
	485270	MZ 035001	4	276	Straw walker	
1a	460071	MZ 035001.13	20	276	Straw walker cover	
1b	190037	MZ 034040	4	38	Rubber curtain	
2	190038	MZ 034061	4	38	Rubber strip	
3	481560	MZ 034062	4	38	Attaching strip	
4	489120	MZ 033910	16	7	Attaching bolt "J"	
	486186	MZ 035010	28	270	Attaching bolt "U"	
	486186		28	725	Attaching bolt "J"	
5	481550	MZ 035012	4	276	Comb - Front	
6	360169		1	675	Guard	(a)
7	487121		1	675	Support	(a)
8	481561	MZ 035070	2	276	Support	
9	481563	MZ 035071	2	276	Support	
10	360033	MZ 034375	1	276	Guard	
11	340037	MZ 034030	1	38	Adjusting rod	
12	481559	MZ 034753	1	276	Support	
13	481557	MZ 034050	1	38	Sheave support	
14	481558	MZ 034051	1	38	Reinforcement	
15	190082	MZ 031420	2	38	Canvas	
16	190083	MZ 031421	1	38	Canvas	
17	481551	MZ 031422	1	19	Curtain support strip	14 MZ 1233
	484192	MZ 073925	1	570	Curtain support strip	
18	390021	S112-10.1060.1050	1	13	Suspension rod	
	390021	S112-10.1058.1050	1	441	Suspension rod	
19	484146	MZ 033924	1	38	Curtain flap	
20	130003	DIN94-3x20	2	38	Cotter pin	
21	481552	MZ 034023	2	38	Reinforcement plate	
22	230010	MZ 033926	1	38	Chain	
23	481554	MZ 030125	1	276	Lock spring	
24	100014	DIN934-M6	48	38	Hex nut	
25	487122		1	675	Support	(a)
26	100015	DIN934-M8	5	276	Hex nut	
27	100016	DIN934-M10	3	38	Hex nut	
28	100004	DIN315-M6	2	276	Wing nut	
29	130022	DIN660-AL5x12	18	38	Rivet	
30	120220	DIN86-AM6x20	10	32	Round hd. mach. screw	
	120100	DIN933-M6x20-8G	10	725	Cap screw	
31	200264	S101-12.17.50	1	675	Bushing	(a)
32	120104	DIN933-M8x20-8G	5	276	Cap screw	
33	120112	DIN931-M10x40-8G	1	276	Cap screw	
34	120110	DIN933-M10x25-8G	1	7	Cap screw	
	120111	DIN933-M10x20-8G	1	276	Cap screw	
35	120061	DIN931-M8x60-8G	1	675	Cap screw	(a)
36	140015	DIN126-7	13	38	Plain washer	
37	140017	DIN126-11,5	1	276	Plain washer	
38	322357	DIN127-A6	48	38	Lockwasher	
39	322358	DIN127-A8	5	276	Lockwasher	
40	140045	DIN127-A10	2	38	Lockwasher	
41	487119		1	675	Support	(a)
42	484148	MZ 034056	8	570	Comb, rear	
43	484147	MZ 035055	4	570	Straw walker extension	
44	120100	DIN931-M6x20-8G	16	570	Cap screw	
45	481556	MZ 034041	4	264	Plate	
46	120007	DIN86-AM4x15	12	7	Round hd. mach. screw	
	120008	DIN86-AM4x20	12	264	Round hd. mach. screw	
47	140014	DIN126-5,8	18	26	Plain washer	
48	322355	DIN127-A4	12	26	Lockwasher	
49	489117	MZ 033901.16	8	7	Comb	
50	489121	MZ 034052	3	7	Plate	

Code 7 : 409001 - 490999 -  
13 : 409001 - 561999  
19 : 409001 - 652999  
26 : 409001 - 753999  
32 : 409001 - 834999  
38 : 409001 - 925999  
264 : 501001 - 753999

Code 270 : 501001 - 834999  
276 : 501001 - 925999  
441 : 582001 - 925999  
570 : 663001 - 925999  
675 : 764001 - 925999  
725 : 845001 - 925999

(a) Enkel voor Engeland - Only for England  
Uniquement pour l'Angleterre - Nur für England

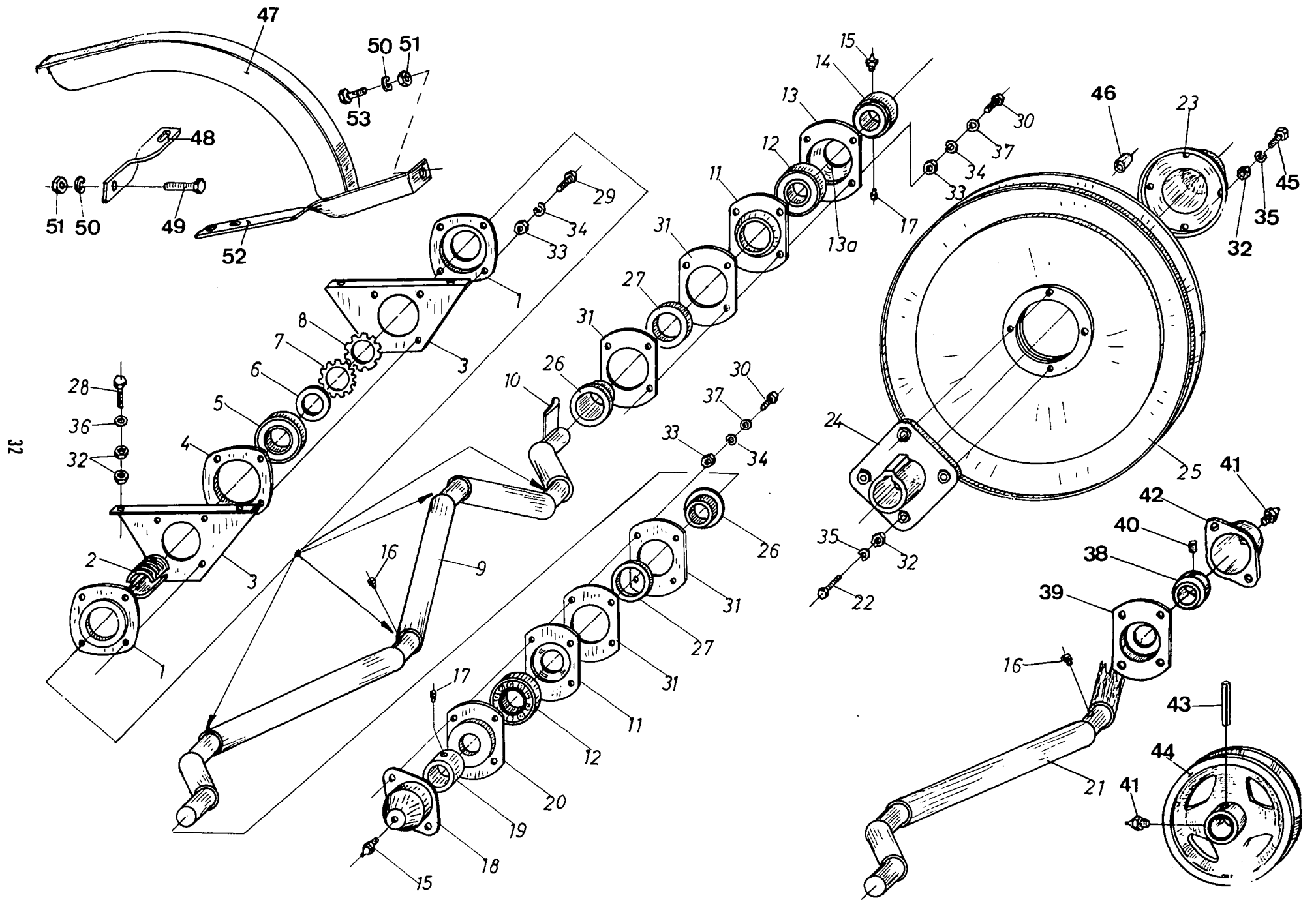




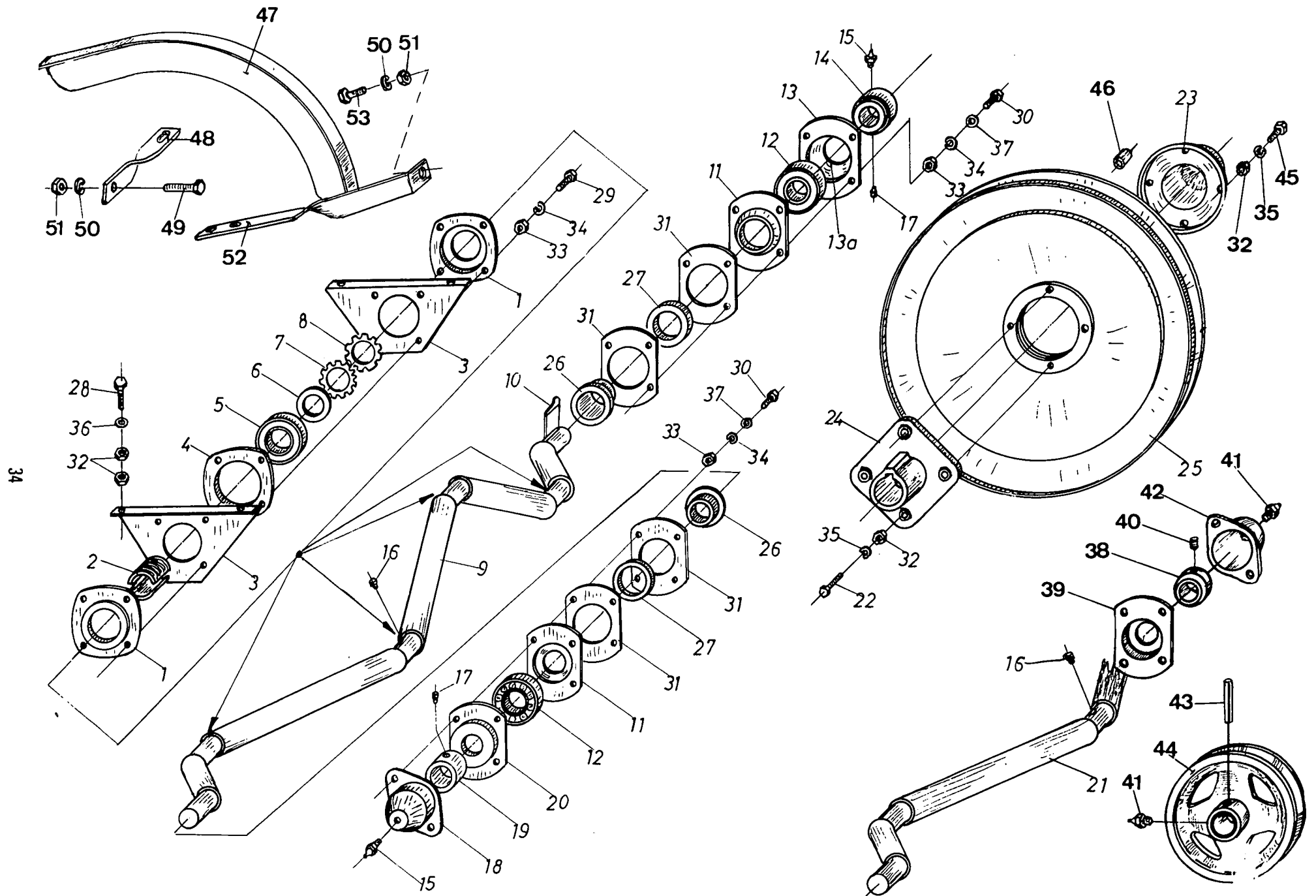
Fig.	Order Ref.	Old reference	Qty	Code	Description	N.B.
1	310077	N67-44.85.1	16	38	Bearing shield plate	
2	280014	MZ 034005	8	38	Bearing bore adapter	incl. both halves
3	481548	MZ 033903	16	38	Bearing support	
4	320053	MZ 034004	8	38	Bearing housing	
5	210044	SKF 6207-2RS	8	38	Sealed ball bearing	
6	140119	S13-35.42,5.1,2	8	276	Washer	
7	140152	SKF-MB7-Ø35	8	38	Bearing lock washer	
8	100051	MZ 034006	8	38	Bearing lock nut	
9	260081	MZ 033902	1	38	Straw walker shaft	Front
10	170025	S66-8.7,5.56	1	13	Gib key	
	170023	S66-8.7,5.40	1	441	Gib key	
11	310055	N44-30.43.1	4	7	Bearing shield plate	
	310051	N43-30.43.1	4	257	Bearing shield plate	incl.fig.11a
	310056	N43-30.43.2	4	570	Bearing shield plate	
11a	220009	DIN5419-30	4	257	Felt ring	
12	210043	SKF 6206-2RS	4	7	Sealed ball bearing	
	210033	SKF 1206	4	276	Ball bearing	
13	310046	N40-62.16.1	1	7	Bearing housing	
	310049	N41-62.16.1	1	276	Bearing housing	incl.fig.13a
13a	220015	DIN5419-45	1	264	Felt ring	
	220063	S125-45.65.5	1	675	Felt ring	
14	300006	N58-30.50.2	4	7	Felt ring retainer	incl.fig. 17
	300014	N59-30.50.2	1	276	Felt ring retainer	incl.fig.15,17
15	332038	DIN7412-AM10x1	4	276	Grease fitting	
16	350189	MZ 033907	8	3	Retaining pin	
	350010	MZ 034507	8	146	Retaining pin	
17	110003	DIN912-AM10x12-10K	4	16	Set screw	
	110016	N5-M10.10	4	510	Set screw	
18	310067	N66-90.3	2	276	Grease retainer	incl.fig.15
19	300004	N58-30.45.2	2	276	Locking collar	incl.fig.17
20	310046	N40-62.16.1	1	38	Bearing housing	(a)
21	260082	MZ 034008	1	38	Straw walker shaft	Rear
22	120111	DIN931-M10x30-8G	4	26	Cap screw	
	120112	DIN931-M10x40-8G	4	675	Cap screw	

(a) Voor machines met stroverspreider gebruik 310049 (N41-62.16.1) - For machines with straw spreader use 310049 (N41-62.16.1) - Pour machines avec épandeur de paille, utilisez 310049 (N41-62.16.1) - Für Maschinen mit Strohverteiler gebrauche 310049 (N41-62.16.1).

(b) Enkel voor machines zonder stroverspreider - Only for machines without straw spreader - Uniquement pour machines sans épandeur de paille - Nur für Maschinen ohne Strohverteiler.

(c) Enkel voor machines met stroverspreider - Only for machines with straw spreader - Uniquement pour machines avec épandeur de paille - Nur für Maschinen mit Strohverteiler.

Code	3 : 409001 - 439999	Code	264 : 501001 - 753999
	4 : 409001 - 459999		270 : 501001 - 834999
	7 : 409001 - 490999		276 : 501001 - 925999
	13 : 409001 - 561999		441 : 582001 - 925999
	16 : 409001 - 602999		510 : 632001 - 925999
	26 : 409001 - 753999		564 : 663001 - 834999
	32 : 409001 - 834999		570 : 663001 - 925999
	38 : 409001 - 925999		669 : 764001 - 834999
	146 : 459001 - 925999		675 : 764001 - 925999
	180 : 470001 - 925999		725 : 845001 - 925999
	257 : 501001 - 652999		



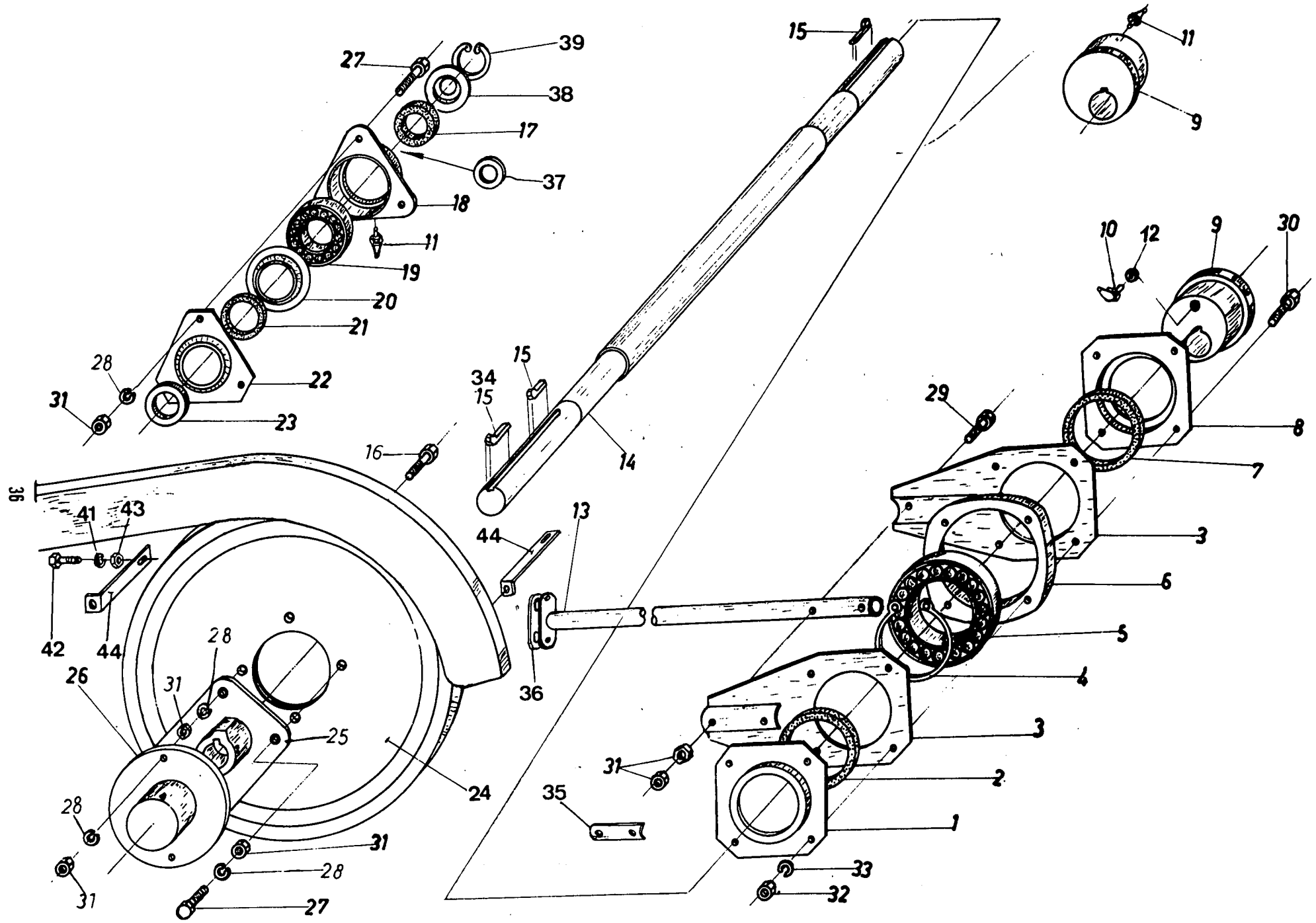
KRUKASSEN - STRAW WALKER SHAFT  
ARBRES DE SECOUEURS - SCHÜTTLERWELLEN

409001 - 925999

Fig.	Order ref.	Old reference	A-Q	Code	Description	N.B.
23	360039	MZ 104370	1	675	Guard	
24	280049	N95-100.30.1	1	32	Sheave hub	
	280088		1	725	Sheave hub	
25	290103	N76-625.100.1	1	38	Single groove sheave	
26	310072	N67-30.52.1	4	570	Felt ring retainer	
27	220062	S125-32.54.4	4	570	Felt ring	
28	120111	DIN933-M10x25-8G	32	4	Cap screw	
	120111	DIN933-M10x30-8G	32	180	Cap screw	
29	120106	DIN931-M8x35-8G	32	7	Cap screw	
	120106	DIN931-M8x40-8G	32	276	Cap screw	
30	120104	DIN933-M8x20-8G	16	32	Cap screw	
	120105	DIN931-M8x30-8G	16	725	Cap screw	
31	310085	N67-54.75.2	8	570	Bearing plate	
32	100016	DIN934-M10	36	38	Hex nut	
33	100015	DIN934-M8	48	38	Hex nut	
34	322358	DIN127-A8	48	38	Lockwasher	
35	140045	DIN127-A10	4	38	Lockwasher	
36	140017	DIN126-11,5	32	276	Plain washer	
37	140016	DIN126-9,5	18	441	Plain washer	
38	300004	N58-30.45.2	1	270	Locking collar	(b) - Incl. fig. 40
39	310046	N40-62.16.1	1	270	Bearing housing	(b)
40	110003	DIN915-AM10x12-10K	1	257	Set screw	(b)
	110016	N5-M10.10	1	564	Set screw	(b)
41	332038	DIN71412-AM10x1	2	270	Grease fitting	(b)
42	310067	N66-90.3	1	270	Grease retainer	(b) - Incl. fig. 41
43	130051	DIN1481-8x50	1	564	Roll pin	(c)
44	290066	N72-155.30.2	1	564	Single groove sheave	(c) - Incl. fig. 41
45	120113	DIN931-M12x50-8G	2	669	Cap screw	
46	200086	S101-11.17.15	2	669	Bushing	
47		MZ 034080	1	7	Guard	
48		MZ 034082	1	7	Support	
49	120100	DIN931-M6x20	3	7	Cap screw	
50	322357	DIN127-A6	5	7	Lockwasher	
51	100014	DIN934-M6	5	7	Hex nut	
52	489702	MZ 034081	1	7	Support	
53	120099	DIN933-M6x15-8G	2	7	Cap screw	

- (a) Voor machines met stroverspreider gebruik 310049 (N41-62.16.1) - For machines with straw spreader use 310049 (N41-62.16.1) - Pour machines avec épandeur de paille, utilisez 310049 (N41-62.16.1) - Für Maschinen, mit Strohverteiler gebrauchte 310049 (N41-62.16.1).
- (b) Enkel voor machines zonder stroverspreider - Only for machines without straw spreader - Uniquement pour machines sans épandeur de paille - Nur für Maschinen ohne Strohverteiler
- (c) Enkel voor machines met stroverspreider - Only for machines with straw spreader - Uniquement pour machines avec épandeur de paille - Nur für Maschinen mit Strohverteiler.

Code	3 : 409001 - 439999	Code	264 : 501001 - 753999
	4 : 409001 - 459999		270 : 501001 - 834999
	7 : 409001 - 490999		276 : 501001 - 925999
	13 : 409001 - 561999		441 : 582001 - 925999
	16 : 409001 - 602999		510 : 632001 - 925999
	26 : 409001 - 753999		564 : 663001 - 834999
	32 : 409001 - 834999		570 : 663001 - 925999
	38 : 409001 - 925999		669 : 764001 - 834999
	146 : 459001 - 925999		675 : 764001 - 925999
	180 : 470001 - 925999		725 : 845001 - 925999
	257 : 501001 - 652999		

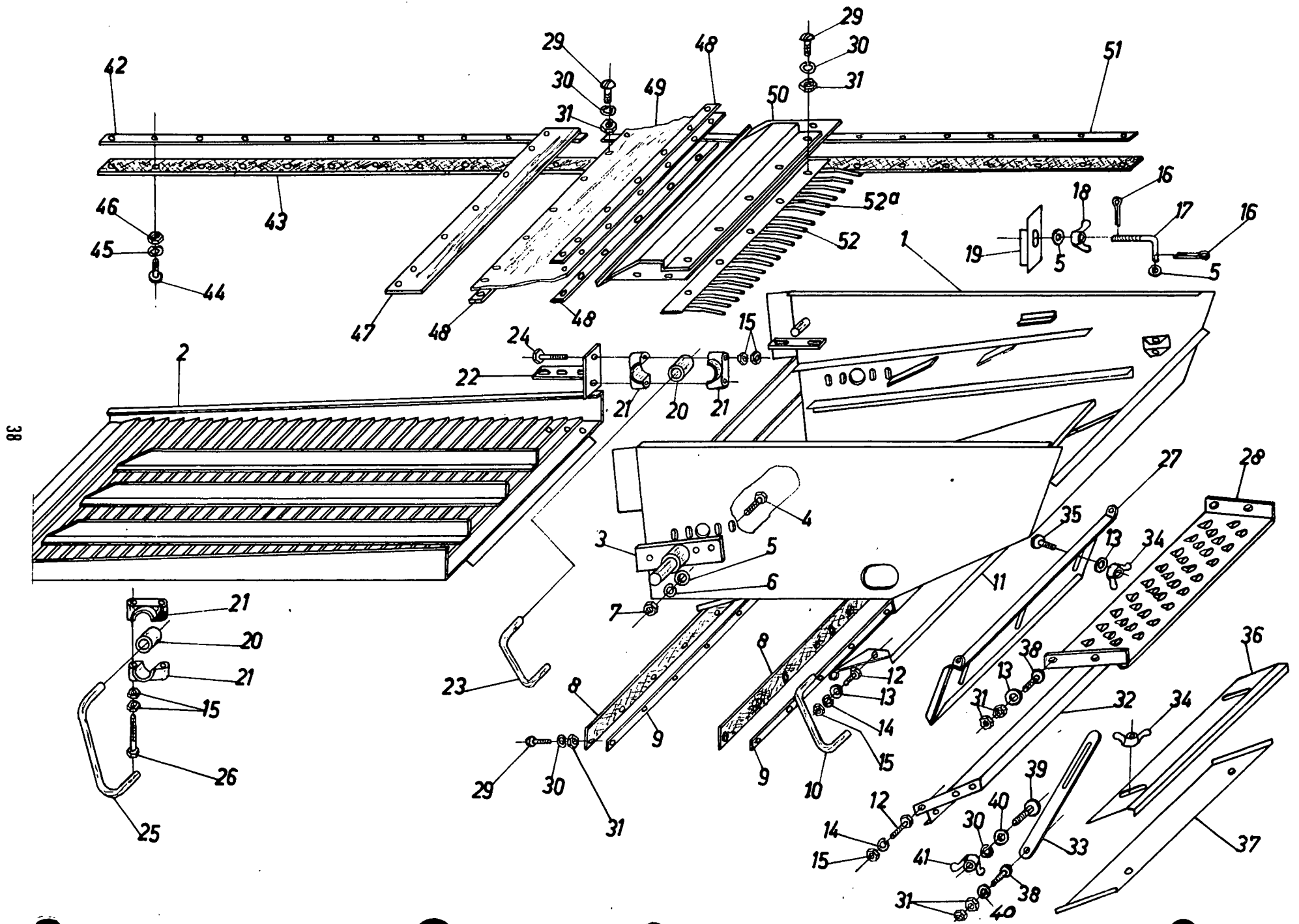


EXCENTRIEK - ECCENTRIC  
EXCENTRIQUE - EXZENTER

409001 - 925999

Fig.	Order ref.	Old reference	A-Q	Code	Description	N.B.
1	310062	N44-80.99.2	2	38	Retaining plate	
2	220014	DIN5419-80	2	38	Felt ring	
3	310097	MZ 104005	4	38	Support plate	
4	370009	DIN471-80	2	38	Snap ring	
5	210039	SKF 6016	2	38	Ball bearing	
6	320016	MZ 104003	2	38	Bearing housing	
7	220015	DIN5419-85	2	38	Felt ring	
8	310063	N44-85.104.2	2	38	Retaining plate	
9	280017	MZ 104002	2	38	Eccentric	incl.fig.10,12
10	332040	DIN71412-CM10x1	1	38	Grease fitting	
11	332038	DIN71412-AM10x1	3	38	Grease fitting	
12	140077	S13-10.15.1,5	2	570	Plain washer	
13	481757	MZ 103908	2	38	Connecting rod	
14	260026	MZ 103901	2	38	Eccentric shaft	
15	170026	S66-10.8.5.50	2	38	Gib key	DIN6887-10x8x50
16	120168	DIN931-M10x35-8G	2	7	Cap screw	
	120112	DIN931-M10x40-8G	2	276	Cap screw	
17	220010	DIN5419-35	2	276	Felt ring	
18	030195	N65-35.110.2	2	7	Bearing housing	
	320043	N65-35.110.3	2	276	Bearing housing	
19	210044	SKF 6207-2RS	2	7	Sealed ball bearing	
	210034	SKF 2207	2	276	Ball bearing	
20	310075	N67-40.80.1	2	276	Retainer plate	Inner
21	220011	DIN5419-40	2	276	Felt ring	
22	310076	N67-40.110.1	2	276	Retainer plate	Outer
23		S101-35.40.20	2	7	Bushing	
	200355	S101-35.40.12	2	264	Bushing	
	200150	S101-35.40.13	2	675	Bushing	
24	290101	N76-425.100.1	1	38	Single groove sheave	
25	280051	N95-100.35.1	1	38	Sheave hub	
26	360039	MZ 104370	1	276	Guard	
27	120111	DIN931-M10x30-8G	8	38	Cap screw	
28	140045	DIN127-A10	16	38	Lockwasher	
29		DIN931-M10x55-8G	4	7	Cap screw	
	120070	DIN931-M10x60-8G	4	276	Cap screw	
30	120106	DIN931-M8x40-8G	8	38	Cap screw	
31	100016	DIN934-M10	16	38	Hex nut	
32	100015	DIN934-M8	8	38	Hex nut	
33	322358	DIN127-A8	8	38	Lockwasher	
34	170027	S66-10.8.5.56	1	29	Gib key	
35	484204	MZ 104045	AR	38	Support	
36	481760	MZ 104050	AR	257	Shim	
37	140250	S13:36.72.0,8	2	246	Washer	
38	310169	N67-36.72.1	2	246	Retaining plate	
39	370018	DIN472-72	2	7	Snap ring	
40		MZ 104080	1	7	Guard	
41	322357	DIN127-A6	4	7	Lockwasher	
42	120100	DIN931-M6x20-8G	4	7	Cap screw	
43	100014	DIN934-M6	4	7	Nut	
44	489710	MZ 104081	2	7	Support	

Code  
7 : 409001 - 490999  
29 : 409001 - 784999  
38 : 409001 - 925999  
246 : 501001 - 501999  
257 : 501001 - 652999  
264 : 501001 - 753999  
276 : 501001 - 925999  
570 : 663001 - 925999  
675 : 764001 - 925999

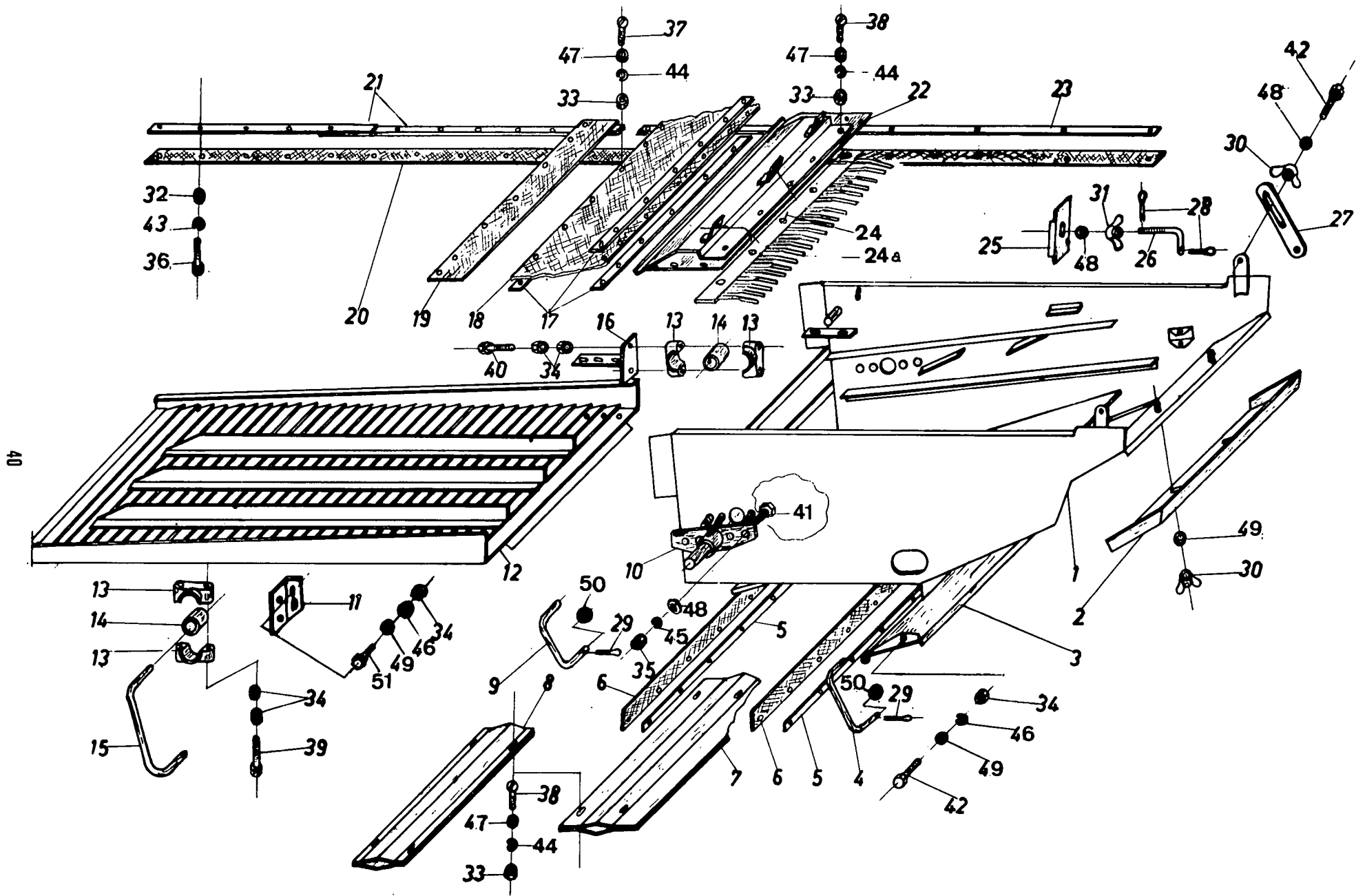


VOORBEREIDINGSBODEM & ZEEFKAST - FRONT & REAR SHAKER SHOE  
CAISSON DE NETTOYAGE - SIEBKASTEN

409001 - 561999

Fig.	Order ref.	Old reference	Qty.	Code	Description	N.B.
1	489126	MZ 074001	1	13	Rear shaker shoe	
2	485442	MZ 073910	1	13	Front shaker shoe	
3	481680	MZ 073903	2	13	Connecting rod	
4	120111	DIN931-M10x30-8G	14	13	Cap screw	
5	140017	DIN126-11,5	14	13	Plain washer	
6	140045	DIN127-A10	14	13	Lockwasher	
7	100016	DIN934-M10	14	13	Hex nut	
8	190085	MZ 073927	2	13	Rubber curtain	
9	489133	MZ 073928	2	7	Curtain retaining strip	
	484192	MZ 073925	2	251	Curtain retaining strip	
10	481707	MZ 073922	2	13	Suspension rod	
11	484170	MZ 073902	1	13	Extension plate	
12	120103	DIN933-M8x15-8G	3	7	Cap screw	
	120104	DIN933-M8x20-8G	10	251	Cap screw	
13	140016	DIN126-9,5	18	13	Plain washer	
14	322358	DIN127-A8	10	13	Lockwasher	
15	100015	DIN934-M8	68	13	Hex nut	
16	130003	DIN94-3x20	4	13	Cotter pin	
17	489134	MZ 073948	2	3	Tension rod	
	340038	MZ 074548	2	121	Tension rod	
18	100006	DIN315-M10	2	13	Wing nut	
19	489135	MZ 073949	2	3	Tension plate	
	307806	MZ 074549	2	121	Tension plate	
20	190068	S120-14.40.40	16	13	Rubber bushing	9 MZ 799
21	320033	N60-9	32	13	Bushing housing (half)	
22	481700	MZ 073911	2	13	Connector	
23	481706	MZ 073921	2	13	Suspension rod	
24	120063	DIN931-M8x80-8G	8	13	Cap screw	
25	481705	MZ 074020	2	13	Suspension rod	
26	120062	DIN931-M8x70-8G	24	13	Cap screw	
27	489127	MZ 074004	1	13	Extension plate	
28	489128	MZ 074009	1	13	Sieve	
29	120013	DIN86-AM6x15	19	13	Round hd. mach. screw	
30	322357	DIN127-A6	20	13	Lockwasher	
31	100014	DIN934-M6	34	13	Hex nut	
32	489132	MZ 074015	1	13	Extension plate	
33	489129	MZ 074012	2	13	Support	
34	100005	DIN315-M8	5	13	Wing nut	
35	120037	DIN603-M8x20	3	13	Sq. neck carr. bolt	
36	489131	MZ 074014	1	13	Extension plate	
37	489130	MZ 074013	1	13	Extension plate	
38	120014	DIN86-AM6x20	4	13	Round hd. mach. screw	
39	300658	DIN603-M6x25	2	7	Sq. neck carr. bolt	
	120033	DIN603-M6x30	2	251	Sq. neck. carr. bolt	
40	140015	DIN126-7	2	13	Plain washer	
41	100004	DIN315-M6	2	13	Wing nut	
42	481697	MZ 073910.05	2	13	Retaining strip	
43	190120	MZ 073910.04	2	13	Rubber strip	
44	120007	DIN86-AM4x15	44	7	Round hd. mach. screw	
	120008	DIN86-AM4x20	44	251	Round hd. mach. screw	
45	140024	DIN127-A4	44	13	Lockwasher	
46	100012	DIN934-M4	44	13	Hex nut	
47	190086	MZ 073929	1	13	Rubber curtain	
48	484181	MZ 073907	3	13	Retaining strip	
49	190040	MZ 073908	1	13	Rubber curtain	
50	481682	MZ 074005	1	13	Deflector	
51	489133	MZ 073928	2	13	Retaining strip	
52	481685	MZ 073906	1	13	Rake assembly	incl.fig.52a
52a	180048	S90:175.50.3,5	10	13	Rake tooth	

Code 3 : 409001 - 439999  
7 : 409001 - 490999  
13 : 409001 - 561999  
121 : 459001 - 561999  
251 : 501001 - 561999



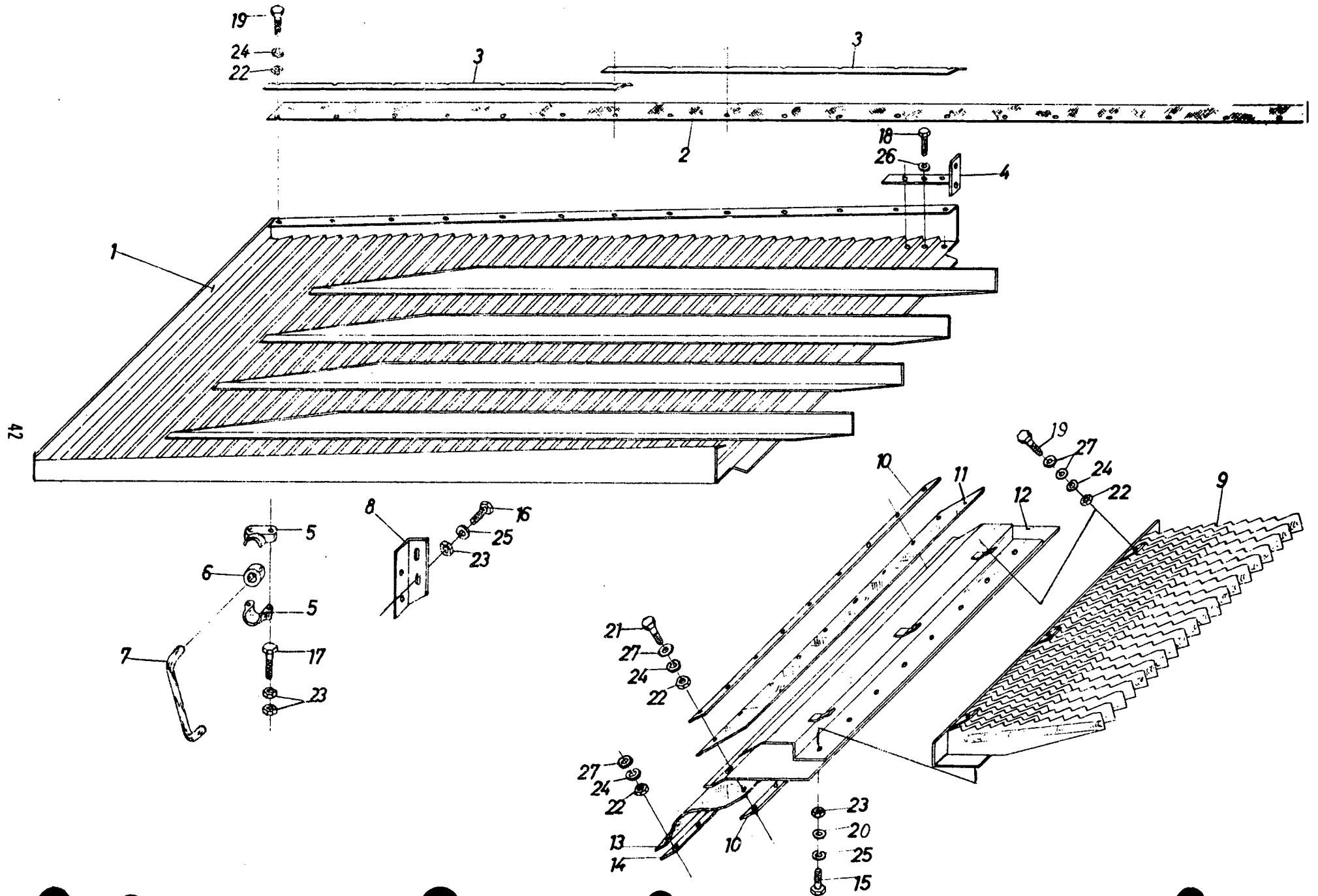


VOORBEREIDINGSBODEM & ZEEFKAST - FRONT & REAR SHAKER SHOE  
CAISSON DE NETTOYAGE - SIEBKASTEN

582001 - 753999

Fig.	Order ref.	Old reference	Qty.	Code	Description	N.B.
1	485431	MZ 075801	1	429	Rear shaker shoe	
2	485449	MZ 075845	1	429	Extension plate	
3	484170	MZ 073902	1	429	Extension plate	
4	481707	MZ 073922	2	429	Suspension rod	
5	484192	MZ 073925	2	429	Curtain retaining strip	
6	190085	MZ 073927	2	429	Rubber curtain	
7	481668	MZ 074101.13	2	429	Deflector	Upper
8	481703	MZ 074016	2	429	Deflector	Lower
9	481706	MZ 073921	2	429	Suspension rod	
10	481680	MZ 073903	2	429	Connecting rod	
11	481711	MZ 073940	1	429	Support angle	
12	<del>484184</del>	MZ 073910 <i>485442</i>	1	429	Front shaker shoe	
13	320033	N60-9	32	429	Bushing housing (half)	
14	190068	S120-14.40.40	16	429	Rubber bushing	
15	481705	MZ 074020	2	429	Suspension rod	
16	481700	MZ 073911	2	429	Connector	
17	484181	MZ 073907	3	429	Retaining strip	
18	<del>484182</del>	MZ 073908 - <i>190040</i>	1	429	Rubber curtain	
19	190086	MZ 073929	1	429	Rubber curtain	
20	190120	MZ 075810.04	2	429	Rubber strip	
21	481697	MZ 073910.05	2	422	Retaining strip	
	480220	MP 076113	4	558	Retaining strip	
22	481682	MZ 074005	1	422	Deflector	
	484172	MZ 076605	1	558	Deflector	
23	484193	MZ 075828	2	429	Retaining strip	
24	481685	MZ 073906	1	422	Rake assembly	incl.fig.24a
	484176	MZ 076606	1	558	Rake assembly	
24a	180048	S90-175.50.3,5	10	422	Rake tooth	
25	307806	MZ 074549	2	429	Tension plate	
26	340038	MZ 074548	2	429	Tension rod	
27	485448	MZ 075842	2	429	Adjusting link	
28	130003	DIN94-3x20	4	429	Cotter pin	
29	130008	DIN94-4x30	4	429	Cotter pin	
30	100005	DIN315-M8	4	429	Wing nut	
31	100006	DIN315-M10	2	429	Wing nut	
32	100012	DIN934-M4	44	422	Hex nut	
	100014	DIN934-M6	44	558	Hex nut	
33	100014	DIN934-M6	59	429	Hex nut	
34	100015	DIN934-M8	74	429	Hex nut	
35	100016	DIN934-M10	14	429	Hex nut	
36	120007	DIN86-AM4x15	44	422	Round hd. mach. screw	
37	120013	DIN86-AM6x15	87	429	Round hd. mach. screw	
38	120014	DIN86-AM6x20	13	429	Round hd. mach. screw	
39	120062	DIN931-M8x70-8G	24	429	Cap screw	
40	120063	DIN931-M8x80-8G	8	429	Cap screw	
41	120111	DIN931-M10x30-8G	14	429	Cap screw	
42	120103	DIN933-M8x15-8G	6	429	Cap screw	
43	322355	DIN127-A4	44	422	Lockwasher	
	322357	DIN127-A6	44	558	Lockwasher	
44	322357	DIN127-A6	59	429	Lockwasher	
45	140015	DIN127-A10	14	429	Lockwasher	
46	322358	DIN127-A8	8	429	Lockwasher	
47	140015	DIN126-7	58	429	Plain washer	
48	140017	DIN126-11,5	18	429	Plain washer	
49	140016	DIN126-9,5	14	429	Plain washer	
50	140094	S13-20.32.1	4	429	Plain washer	
51	120105	DIN933-M8x30-8G	2	558	Cap screw	

Code 422 : 582001 - 652999  
429 : 582001 - 753999  
558 : 663001 - 753999

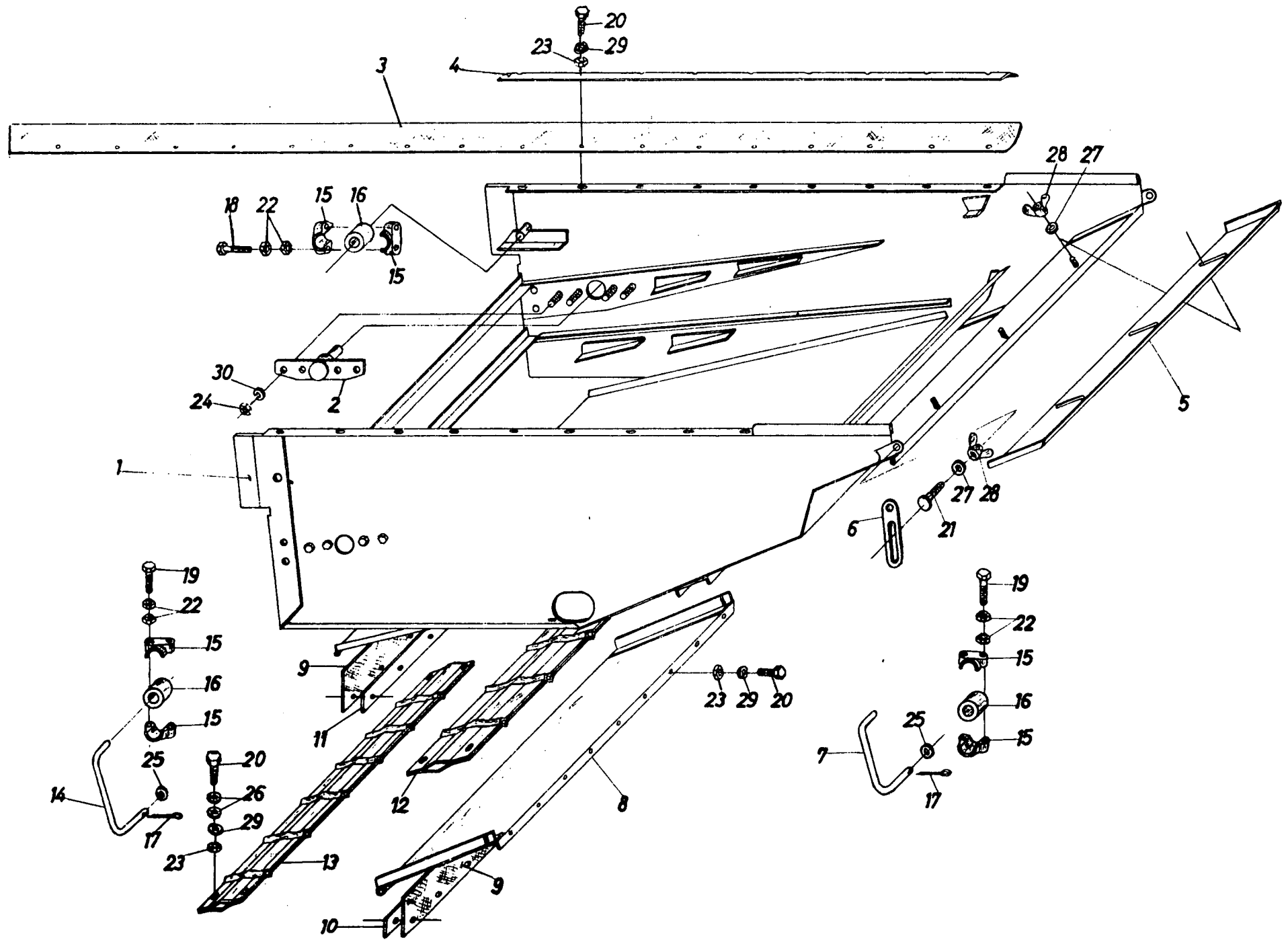


VOORBEREIDINGSBODEM - FRONT SHAKER SHOE  
 CAISSON DE NETTOYAGE - SIEBKASTEN, VORDERTEIL

764001 - 925999

Fig.	Order ref.	Old reference	Qty.	Code	Description	N.B.
1	485442	MZ 073910	1	675	Front shaker shoe	
2	190120	MZ 075810.04	2	675	Rubber strip	
3	480220	MP 076113	4	675	Strip retainer	
4	481700	MZ 073911	2	675	Connector	
5	320033	N60-9	8	675	Bushing housing - half	
6	190068	S120-14.40.40	4	675	Rubber bushing	
7	481705	MZ 074020	2	675	Suspension rod	
8	481711	MZ 073940	1	675	Support angle	
9	487016		1	675	Shaker shoe rake	
10	484181	MZ 073907	2	675	Retaining strip	
11	190086	MZ 073929	1	675	Rubber curtain	
12	487017		1	675	Deflector	
13	190040	MZ 073908	1	675	Rubber curtain	
14	485446	MZ 073917	1	675	Retaining strip	
15	120103	DIN933-M8x15-8G	8	675	Cap screw	
16	120105	DIN933-M8x30-8G	2	675	Cap screw	
17	120062	DIN931-M8x70-8G	8	675	Cap screw	
18	120111	DIN931-M10x30-8G	6	675	Cap screw	
19	120014	DIN86-AM6x20	3	669	Round hd. mach. screw	
	120100	DIN933-M6x20-8G	16	725	Cap screw	
20	140016	DIN126-9,5	8	675	Plain washer	
21	120015	DIN86-AM6x25	9	669	Round hd. mach. screw	
	120101	DIN933-M6x30-8G	9	725	Cap screw	
22	100014	DIN934-M6	60	675	Hex nut	
23	100015	DIN934-M8	60	675	Hex nut	
24	322357	DIN127-A6	60	675	Lockwasher	
25	322358	DIN127-A8	10	675	Lockwasher	
26	140045	DIN127-A10	6	675	Lockwasher	
27	140015	DIN126-7	63	675	Plain washer	

Code 669 : 764001 - 834999  
 675 : 764001 - 925999  
 725 : 845001 - 925999

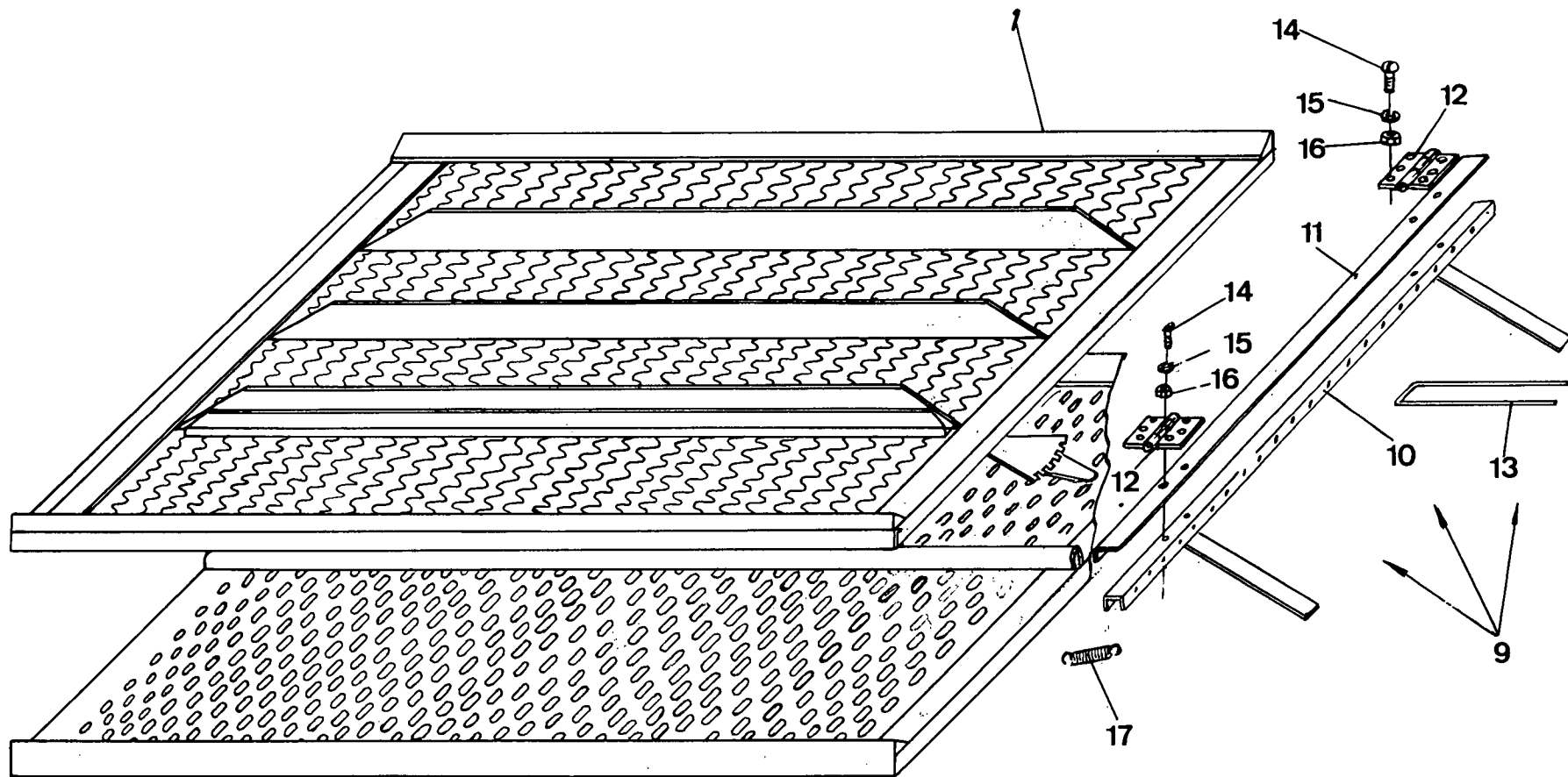


ZEEFKAST - REAR SHAKER SHOE  
 CAISSON DE NETTOYAGE - SIEBKASTEN, HINTERTEIL

764001 - 925999

Fig.	Order ref.	Old reference	Qty.	Code	Description	N.B.
1	485431	MZ 075801	1	675	Rear shaker shoe	
2	481680	MZ 073903	2	675	Connecting rod	
3	190120	MZ 075810.04	1	675	Rubber strip	
4	484193	MZ 075828	2	675	Retaining strip	
5	485449	MZ 075845	1	675	Extension plate	
6	485448	MZ 075842	2	675	Adjusting link	
7	481707	MZ 073922	2	675	Suspension rod	
8	484170	MZ 073902	1	675	Extension plate	
9	190085	MZ 073927	2	675	Rubber curtain	
10	484192	MZ 073925	1	675	Retaining strip	
11	485447	MZ 073918	1	675	Retaining strip	
12	481668	MZ 074101.13	2	675	Deflector - Upper	
13	481703	MZ 074016	2	675	Deflector - Lower	
14	481706	MZ 073921	2	675	Suspension rod	
15	320033	N60-9	24	675	Bushing housing - half	
16	190068	S120-14.40.40	12	675	Rubber bushing	
17	130008	DIN94-4x30	4	675	Cotter pin	
18	120063	DIN931-M8x80-8G	4	675	Cap screw	
19	120062	DIN931-M8x70-8G	20	675	Cap screw	
20	120013	DIN86-AM6x15	58	669	Round hd. mach. screw	
	120099	DIN933-M6x15-8G	58	725	Cap screw	
21	120019	DIN86-AM8x20	2	669	Roundhd. mach. screw	
	120037	DIN603-M8x20	2	725	Sq. neck carr. bolt	
22	100015	DIN934-M8	48	675	Hex nut	
23	100014	DIN934-M6	58	675	Hex nut	
24	100016	DIN934-M10	8	675	Hex nut	
25	140094	S13-20.32.1	4	675	Washer	
26	140015	DIN126-7	16	675	Plain washer	
27	140016	DIN126-9,5	5	675	Plain washer	
28	100005	DIN315-M8	5	675	Wing nut	
29	322357	DIN127-A6	58	675	Lockwasher	
30	140045	DIN127-A10	8	675	Lockwasher	

Code 669 : 764001 - 834999  
 675 : 764001 - 925999  
 725 : 845001 - 925999



2345678

Fig.	Order ref.	Old reference	Qty.	Code	Description	N.B.
1	030117	MZ 074000.50	1	13	Adjustable sieve assy	
2	030118	MZ 073900.90	1	13	Sieve - Ø 6 mm.	Round holes
3	030119	MZ 073900.91	1	13	Sieve - Ø 9 mm.	Round holes
4	030120	MZ 073900.92	1	13	Sieve - Ø 16 mm.	Round holes
5	030121	MZ 073900.93	1	13	Sieve - 25x4,5 mm.	
6	030122	MZ 073900.94	1	13	Sieve - Ø 3	(a) Round holes
7	030123	MZ 073900.95	1	13	Sieve - Ø 18	(a) Round holes
8	030124	MZ 073900.96	1	251	Sieve - Ø 12	(a) Round holes
9	030445	MZ 074000.56	1	251	Rake assembly	Incl.fig.10,11,12,13,14, 15,16
10	489136	MZ 074056	1	251	Sieve extension	
11	489137	MZ 073958	1	251	Rake tooth support	
12	350082	S140-60x60	2	251	Hinge	
13	180049	S90-180.16,5,3,5	28	13	Rake tooth	
14	120026	DIN86-AM5x20	8	251	Round hd. mach. screw	
15	322356	DIN127-A5	8	251	Lockwasher	
16	100013	DIN934-M5	8	251	Hex nut	
17	180032	N52-10.62.1,25	1	7	Tension spring	

Code 7 : 409001 - 490999  
 13 : 409001 - 561999  
 251 : 501001 - 561999

*a. Enkel op aanvraag.*

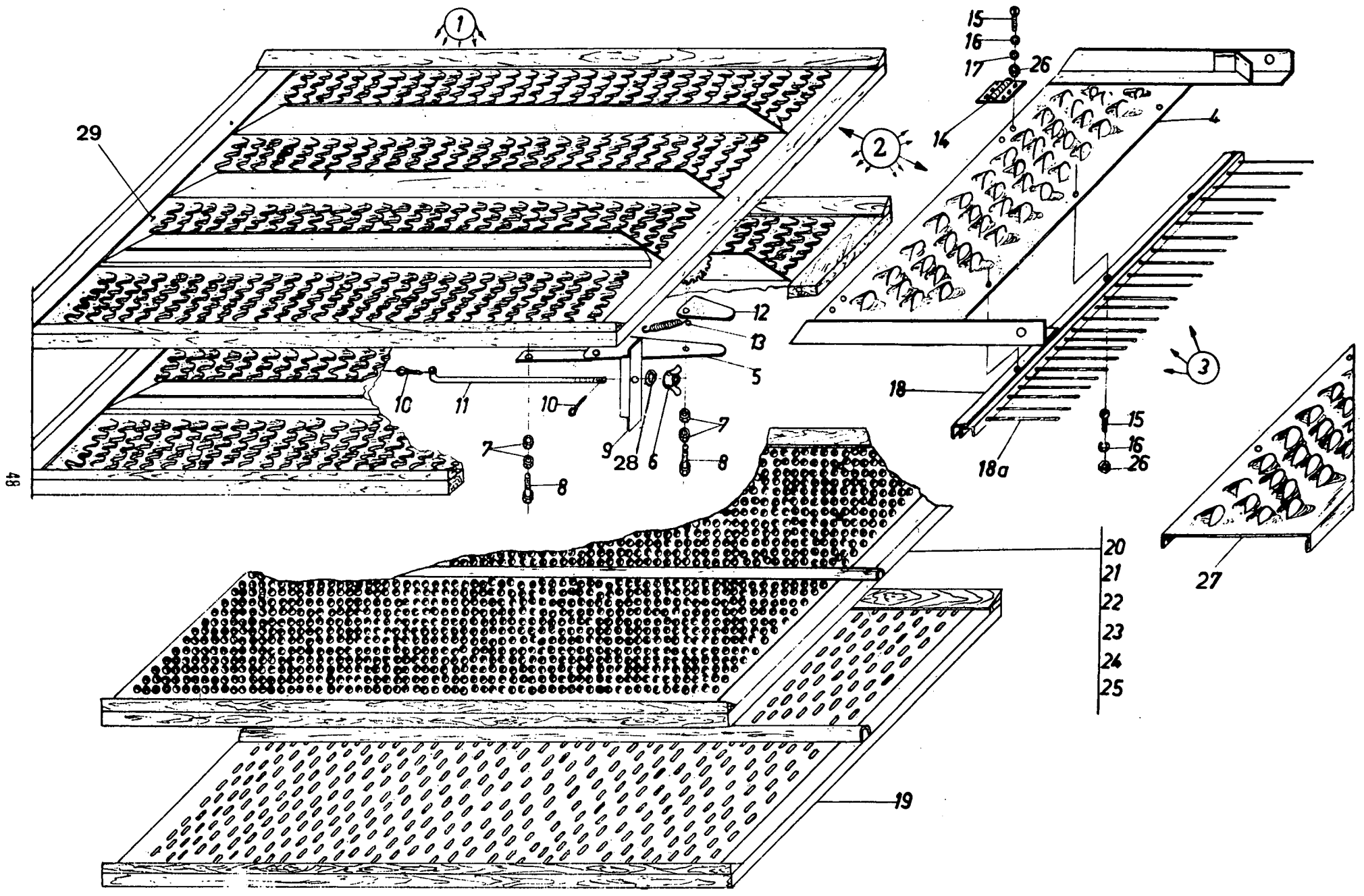


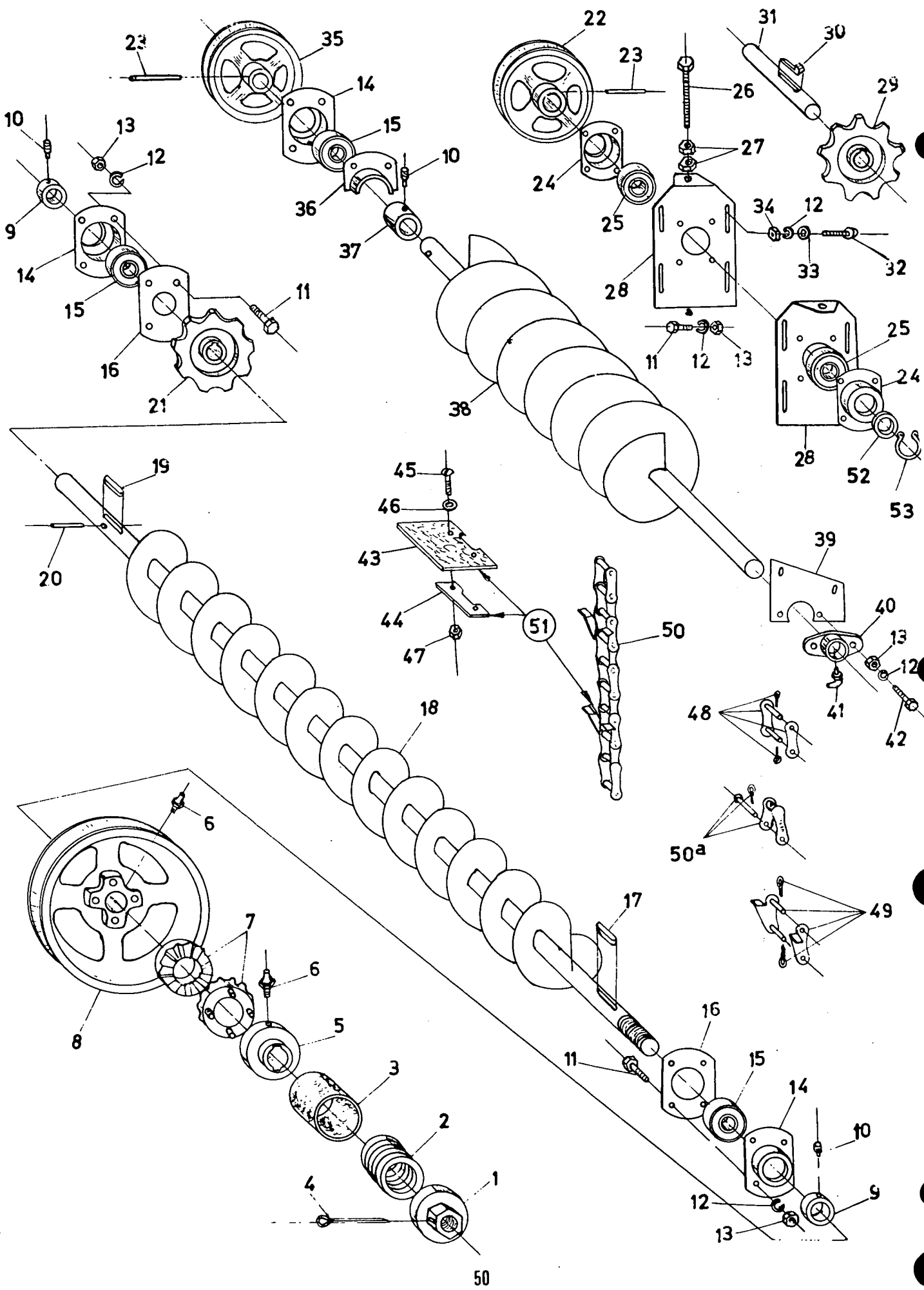


Fig.	Order ref.	Old reference	Qty.	Code	Description	N.B.	
1	030117	MZ 074000.50	2	441	Adjustable sieve assy.	incl.fig.2,5,7,8,12,13 incl.fig.1,3 incl.fig.4,14,15,16,17, 18,26	
2	030126	MZ 075800.55	1	441	Adjustable sieve assy.		
3	030097	MZ 075800.56	1	570	Sieve extension assy.		
4	460059	MZ 075809	1	441	Sieve extension	incl.fig.18a	
5	484199	MZ 074751	2	441	Tension plate		
6	100006	DIN315-M10	1	441	Wing nut		
7	100014	DIN934-M6	9	441	Hex nut		
8	120100	DIN933-M6x20-8G	2	441	Cap screw		
9	485450	MZ 074549	2	441	Tension plate		
10	130003	DIN94-3x20	4	441	Cotter pin		
11	340048	MZ 074548	2	441	Tension rod		
12	481737	MZ 074052	2	441	Locking plate		
13	180032	N52-10.62.1,25	2	441	Tension spring		
14	350082	S140-60x60	2	441	Hinge		
15	120011	DIN86-AM5x20	9	441	Round hd. mach. screw		
16	140014	DIN126-5,8	9	441	Plain washer		
17	322356	DIN127-A5	9	441	Lockwasher		
18	484201	MZ 075856	1	441	Rake assembly		
18a	180049	S90-180.16,5.3,5	28	441	Rake tooth		
19	030121	MZ 073900.93	1	435	Sieve - 25x4,5 mm.		(a)
20	030122	MZ 073900.94	1	435	Sieve - Ø 3 mm.		(a) - Round holes
21	030118	MZ 073900.90	1	435	Sieve - Ø 6 mm.		(a) - Round holes
22	030119	MZ 073900.91	1	435	Sieve - Ø 9 mm.		(a) - Round holes
23	030124	MZ 073900.96	1	435	Sieve - Ø 12 mm.		(a) - Round holes
24	030120	MZ 073900.92	1	435	Sieve - Ø 16 mm.		(a) - Round holes
25	030123	MZ 073900.95	1	435	Sieve - Ø 18 mm.		(a) - Round holes
26	100013	DIN934-M5	8	441	Hex nut		(b) - Special
27	460014	MZ 075830	1	570	Sieve		
28	140017	DIN126-11,5	4	725	Plain washer		
29	485451	MZ 074050	2	429	Adjustable sieve		

(a) Enkel op aanvraag - Only on special order - Uniquement sur demande - Nur auf Anfrage

(b) Los medegeleverd met de machine - Separately delivered with the machine  
Livré séparément avec la machine - Separat geliefert mit der Maschine

Code 429 : 582001 - 753999  
 435 : 582001 - 834999  
 441 : 582001 - 925999  
 570 : 663001 - 925999  
 725 : 845001 - 925999



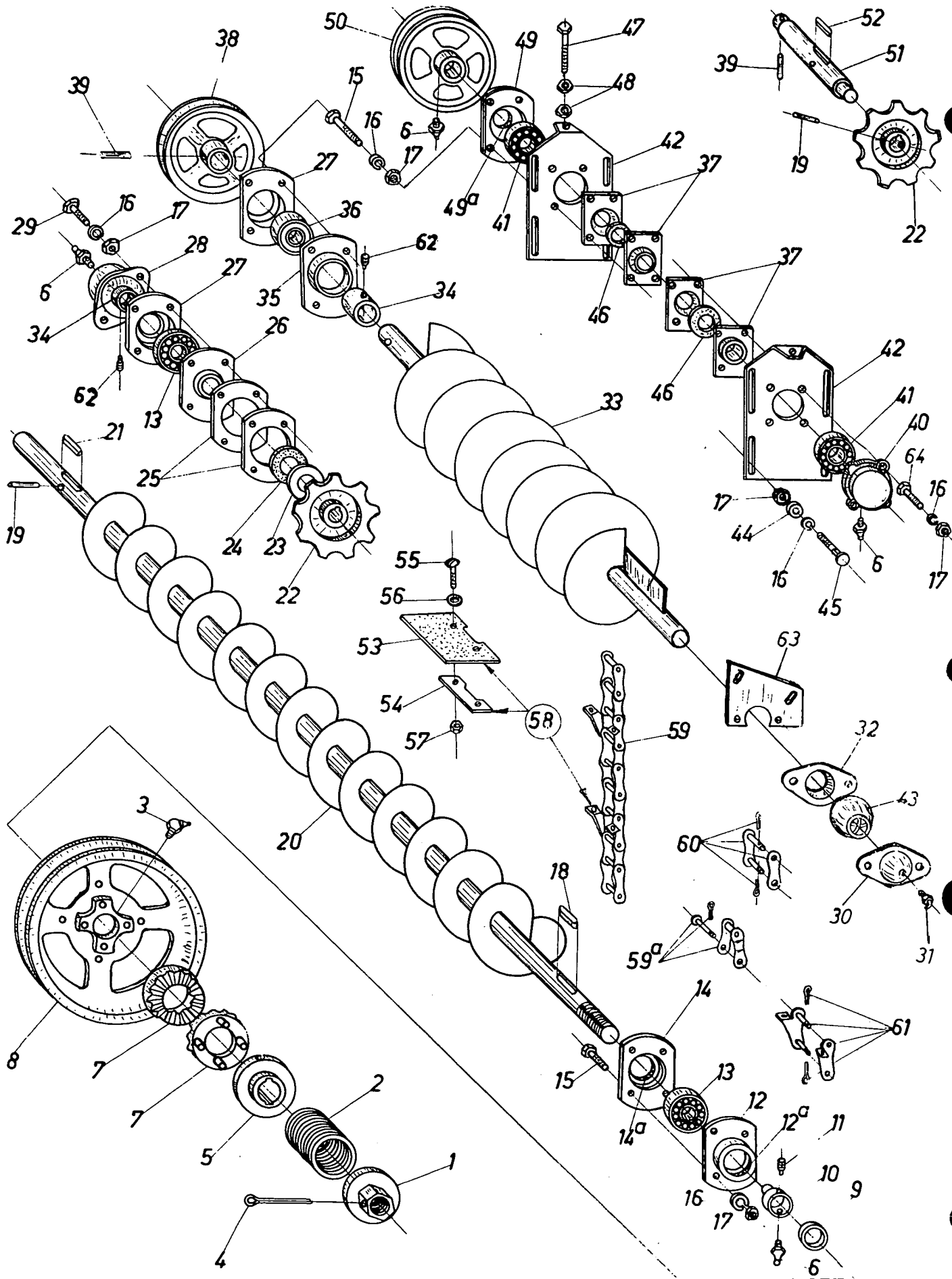
TERUGVOERVIJZELS & KETTING - REFLOW AUGERS & CHAIN  
VIS DE RETOUR & CHAINE - ÜBERKEHRSCHECKEN & KETTE

409001 - 490999

Fig.	Order ref.	Old reference	Qty.	Code	Description	N.B.
1	309135	N31-85.30.1	1	7	Spring retaining nut	
2	180026	N50-58.110.2	1	7	Spring	
3	190072	S122-70.80.85	1	7	Rubber protection	
4	130016	DIN94-6x60	1	7	Cotter pin	
5	280042	N32-90.30.1	1	7	Clutch flange	incl.fig.6
6	332038	DIN71412-AM10x1	2	7	Grease fitting	
7	280058	N30-85.50.1	2	7	Clutch halve	
8	290088	N73-288.30.1	1	7	Sheave, single groove	(a) - incl.fig.6
9	300006	N58-30.50.2	2	7	Locking collar	incl.fig.10
10	110003	DIN915-AM10x12-10K	3	7	Set screw	
11	120103	DIN933-M8x15	20	7	Cap screw	
12	322358	DIN127-A8	30	7	Lockwasher	
13	100015	DIN934-M8	22	7	Hex nut	
14	310046	N40-62.16.1	3	7	Bearing housing	
15	210043	SKF6206-2RS	3	7	Sealed ball bearing	
16	310084	N67-54.75.1	2	7	Bearing plate	
17	170007	S61-8.7.36	2	7	Key	
18	240057	MZ 064001	1	7	Tailings auger	
19	170010	S61-8.7.50	1	7	Key	
20	130048	DIN1481-6x60	1	7	Sprocket retaining pin	
21	270029	N25-138.30.1	1	7	Sprocket	
22	290189	N72-155.25.1	1	7	Sheave, single groove	
23	130051	DIN1481-8x50	2	7	Sheave retaining pin	
24	310045	N40-52.15.1	2	7	Bearing housing	
25	210042	SKF6205-2RS	2	7	Sealed ball bearing	
26	120124	DIN933-M12x90-8G	2	7	Cap screw	
27	100018	DIN934-M12	4	7	Hex nut	
28	481594	MZ 054031	2	7	Bearing support	
29	270078	N25-138.25.1	1	7	Sprocket	
30	170025	S66-8.7.5.56	1	7	Gib key	
31	260195	MZ 064015	1	7	Upper shaft	
32	120037	DIN603-M8x20	8	7	Sq. neck carr. bolt	
33	140016	DIN126-9,5	8	7	Plain washer	
34	100015	DIN557-M8	8	7	Square nut	
35	290065	N72-155.30.1	1	7	Sheave, single groove	
36	310079	N67-46.50.2	1	7	Bearing cover, half	
37	300026	N58-30.45.3	1	7	Locking collar	incl.fig.10
38	240047	MZ 064002	1	7	Reflow auger	
39	481629	MZ 064005	1	7	Bearing support	
40	320036	N62-30.65.2	1	7	Bearing flange	incl.fig.41
41	332040	DIN71412-CM10x1	1	7	Grease fitting	
42	120058	DIN931-M8x30-8G	2	7	Cap screw	
43	190084	MZ 054030	23	7	Elevator flight	
44	481595	MZ 054035	23	7	Flight plate	
45	120015	DIN86-AM6x25	46	7	Round hd. mach. screw	
46	140040	DIN440-R7	46	7	Plain washer	
47	100014	DIN934-M6	46	7	Hex nut	
48	230029	N11-41.4	AR	7	Connecting link	
49	230035	N278-41.4	AR	7	Attachment link	
50	230013	MZ 064025	1	7	Elevator chain	Less flights
50a	230030	N12-41.4	AR	7	Offset link	
51	030089	MZ 064000.25	1	7	Elevator chain assy.	incl.fig.43,44,45,46,47,50
52	200121	S101-25.30.3	1	7	Space washer	
53	370002	DIN471-25	1	7	Snap ring	

Code 7 : 409001 - 490999

(a) Wanneer N73-288.30.1 moet vervangen worden door 290088, moet 1 stuk 140112 en 1 stuk 300014 meegeleverd worden. When replacing N73-288.30.1 by 290088, supply also 1 piece 140112 and 1 piece 300014. Quand N73-288.30.1 doit être remplacé par 290088, ajoutez 1 pièce 140112 et une pièce 300014. Falls N73-288.30.1 ersetzt werden muss durch 290088, muss 1 Stück 140112 und 1 Stück 300014 mitgeliefert werden.

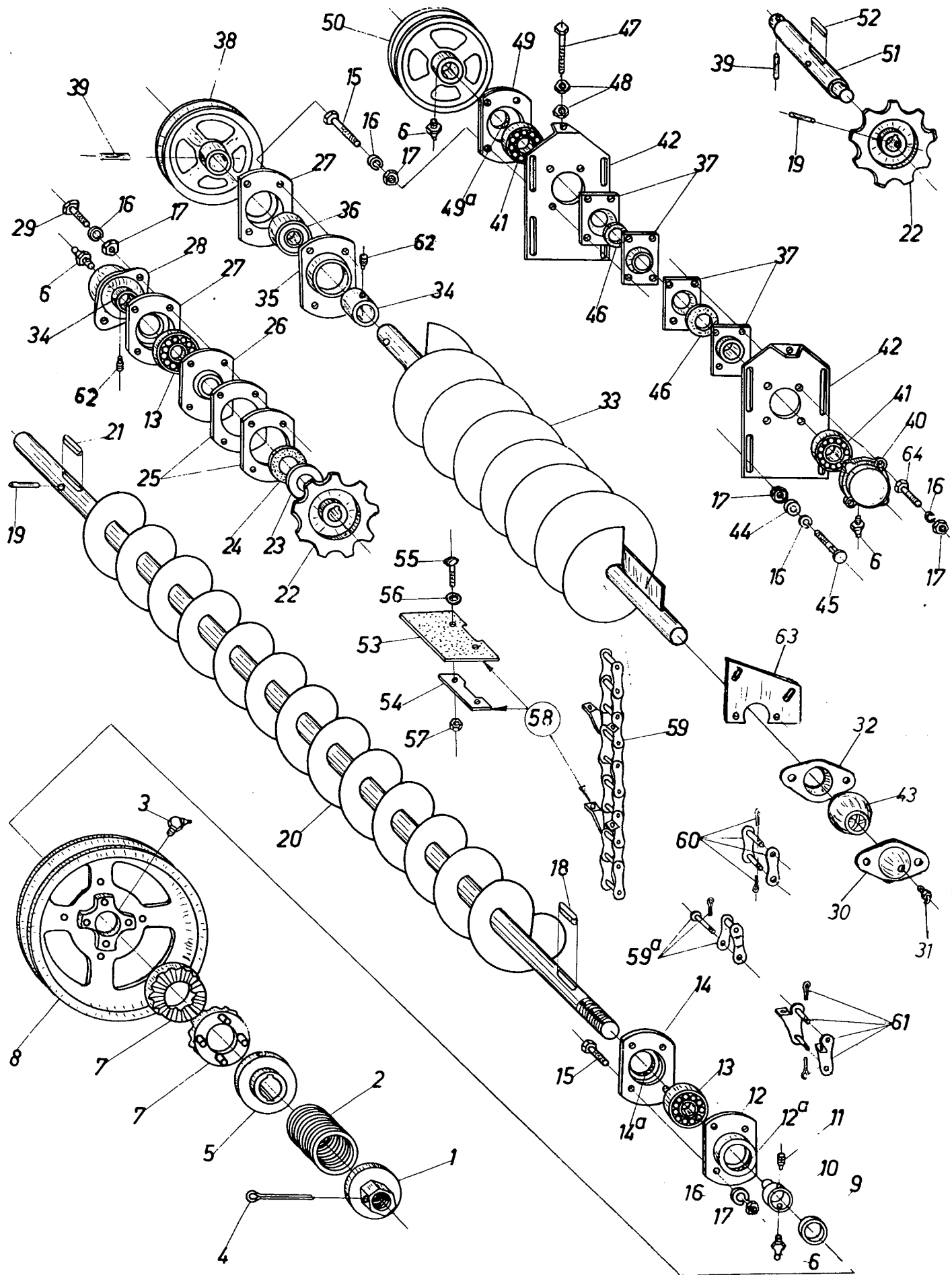


TERUGVOERVIJZELS & KETTING - REFLOW AUGERS & CHAIN  
 VIS DE RETOUR & CHAINE - ÜBERKEHRSCHECKEN & KETTE

501001 - 925999

Fig.	Order ref.	Old reference	Qty.	Code	Description	N.B.
1	309135	N31-85.30.1	1	276	Spring retaining nut	
2	180026	N50-58.110.12	1	276	Spring	
3	332039	DIN71412-BM10x1	1	276	Grease fitting	
4	130016	DIN94-6x60	1	276	Cotter pin	
5	280042	N32-90.30.1	1	276	Clutch flange	
6	332038	DIN71412-AM10x1	4	276	Grease fitting	
7	280058	N30-85.50.1	2	276	Clutch halve	
8	290088	N73-288.30.4	1	276	Sheave, single groove	incl.fig.3
9	140112	S13-31.50.2	1	276	Space washer	
10	300014	N59-30.50.2	1	270	Locking collar	incl.fig.6,11
	300021		1	725	Locking collar	incl.fig.6,11
11	110003	DIN915-AM10x12-10K	2	276	Set screw	
12	310049	N41-62.16.1	1	276	Bearing housing	incl.fig.12a
12a	220012	DIN5419-45	1	264	Felt ring	
	220063	S125-45.65.5	1	675	Felt ring	
13	210064	SKF 6206	2	251	Ball bearing	
	210033	SKF 1206	2	441	Ball bearing	
14	310051	N43-30.43.1	1	276	Bearing shield	incl.fig.14a
14a	220009	DIN5419-30	1	264	Felt ring	
	220061	S125-30.47.5	1	675	Felt ring	
15	120104	DIN933-M8x20-8G	20	276	Cap screw	
16	322358	DIN127-A8	36	276	Lockwasher	
17	100015	DIN934-M8	37	276	Hex nut	
18	170007	S61-8.7.36	2	276	Key	
19	130048	DIN1481-6x60	2	276	Sprocket retaining pin	
20	240057	MZ 064001	1	276	Reflow auger	
21	170010	S61-8.7.50	1	276	Key	
22	270029	N25-138.30.1	2	276	Sprocket	
23	310072	N67-30.52.1	1	276	Felt ring retainer	
24	220062	S125-32.54.4	1	276	Felt ring	
25	310085	N67-54.75.2	2	276	Bearing plate	
26	310056	N44-30.43.2	1	276	Bearing shield plate	
27	310046	N40-62.16.1	2	276	Bearing housing	
28	310067	N66-90.3	1	276	Bearing shield	incl.fig.6
29	120105	DIN931-M8x30-8G	6	276	Cap screw	
30	310144		1	725	Bearing flange	incl.fig.31
31	332040	DIN71412-CM10x1	1	276	Grease fitting	
32	310143		1	725	Bearing flange	
33	240047	MZ 064002	1	270	Reflow auger	
	240091		1	725	Reflow auger	

Code 251 : 501001 - 561999  
 264 : 501001 - 753999  
 270 : 501001 - 834999  
 276 : 501001 - 925999  
 419 : 582001 - 602999  
 441 : 582001 - 925999  
 510 : 632001 - 925999  
 564 : 663001 - 834999  
 675 : 764001 - 925999  
 725 : 845001 - 925999

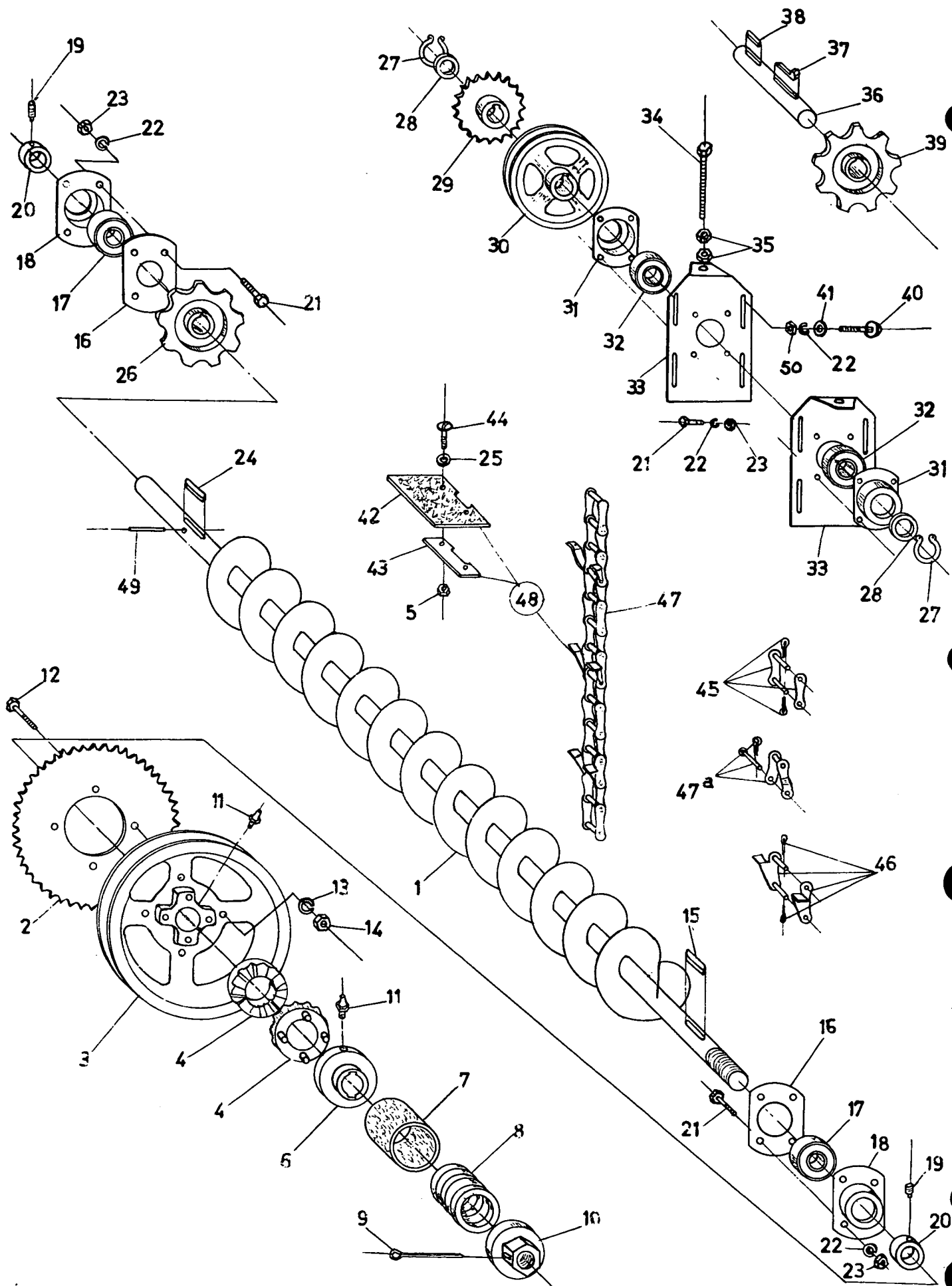


TERUGVOERVIJZELS & KETTING - REFLOW AUGERS & CHAIN  
 VIS DE RETOUR & CHAINE - ÜBERKEHRSCHNECKEN & KETTE

501001 - 925999

Fig.	Order ref.	Old reference	Qty.	Code	Description	N.B.
34	300004	N58-30.45.2	2	276	Locking collar	incl.fig.62
35	310080	N67-46.75.1	1	276	Bearing shield	
36	210043	SKF 6206-2RS	1	276	Sealed ball bearing	
37	310058	N44-30.43.7	4	276	Felt ring retainer	
38	290065	N72-155.30.1	1	276	Sheave, single groove	
39	130051	DIN1481-8x50	2	276	Sheave retaining pin	
40	320039	N65-25.75.1	1	276	Bearing housing	incl.fig.6
41	210032	SKF 1205	2	276	Ball bearing	
42	481594	MZ 054031	2	276	Bearing support	
43	310133	N62-30.65.2	1	257	Flange bearing	
	320052	N62-30.65.6	1	564	Flange bearing	
	210090		1	725	Spherical bearing	
44	140016	DIN126-9.5	32	276	Plain washer	
45	120037	DIN603-M8x20	8	276	Sq. neck carr. bolt	
46	220009	DIN5419-30	2	276	Felt ring	
47	120124	DIN933-M12-90-8G	2	276	Cap screw	
48	100018	DIN934-M12	4	276	Hex. nut	
49	310048	N41-52.15.1	1	276	Bearing housing	incl.fig.49a
49a	220011	DIN5419-40	1	276	Felt ring	
50	290063	N72-155.25.3	1	276	Sheave, single groove	incl.fig.6
51	260024	MZ 065015	1	276	Upper shaft	
52	170006	S61-8.7.28	1	276	Key	
53	190084	MZ 054030	23	276	Elevator flight	
54	481595	MZ 054035	23	276	Flight plate	
55	120015	DIN86-AM6x25	46	276	Round hd. mach. screw	
56	140040	DIN440-R7	51	276	Plain washer	
57	100014	DIN934-M6	54	276	Hex nut	
58	030089	MZ 064000.25	1	276	Elevator chain assy.	incl.fig.53,54,55,56,57, 59
59	230013	MZ 064025	1	276	Elevator chain	Less flights
59a	230030	N12-180.570	AR	276	Offset link	
60	230029	N11-180.570	AR	276	Connecting link	
61	230035	N278-180.570	AR	276	Attachment link	
62	110016	N5-M10.10	2	251	Set screw	
	110003	DIN912-AM10x12-10K	2	419	Set screw	
	110016	N5-M10.10	2	510	Set screw	
63	481629	MZ 064005	1	270	Bearing support	
	488462		1	725	Bearing support	
64	120106	DIN931-M8x40-8G	2	276	Cap screw	

Code 251 : 501001 - 561999  
 264 : 501001 - 753999  
 270 : 501001 - 834999  
 276 : 501001 - 925999  
 419 : 582001 - 602999  
 441 : 582001 - 925999  
 510 : 632001 - 925999  
 564 : 663001 - 834999  
 675 : 764001 - 925999  
 725 : 845001 - 925999





GRAANVIJZEL & KETTING – GRAIN AUGER & CHAIN  
VIS DU GRAIN & CHAÎNE – KÖRNERSCHECKE & KETTE

409001 - 490999

Fig.	Order ref.	Old reference	Qty.	Code	Description	N.B.
1	240056	MZ 054001	1	7	Grain auger	
2	326345	N20-260.100.1	1	7	Sprocket	
3	290087	N73-288.30.2	1	7	Sheave, single groove	incl.fig.11
4	280058	N30-85.50.1	2	7	Clutch half	
5	100014	DIN934-M6	82	7	Hex nut	
6	280042	N32-90.30.1	1	7	Clutch flange	incl.fig.11
7	190072	S122-70.80.85	1	7	Rubber protection	
8	180026	N50-58.110.12	1	7	Spring	
9	130016	DIN94-6x60	1	7	Cotter pin	
10	309135	N31-85.30.1	1	7	Spring retaining nut	
11	332038	DIN71412-AM10x1	2	7	Grease fitting	
12	120111	DIN931-M10x30-8G	4	7	Cap screw	
13	140045	DIN127-A10	4	7	Lock washer	
14	100016	DIN934-M10	4	7	Hex nut	
15	170007	S61-8.7.36	2	7	Key	
16	310084	N67-54.75.1	2	7	Bearing plate	
17	210043	SKF6206-2RS	2	7	Sealed ball bearing	
18	310046	N40-62.16.1	2	7	Bearing housing	
19	110003	DIN915-AM10x12-10K	2	7	Set screw	
20	300006	N58-30.50.2	2	7	Locking collar	incl.fig.19
21	120103	DIN933-M8x15-8G	16	7	Cap screw	
22	322358	DIN127-A8	24	7	Lock washer	
23	100015	DIN934-M8	16	7	Nut	
24	170010	S61-8.7.50	1	7	Key	
25	140040	DIN440-R7	82	6	Plain washer	
26	270029	N25-138.30.1	1	7	Sprocket	
27	370002	DIN471-25	2	7	Snap ring	
28	200121	S101-25.30.3	2	7	Space washer	
29	270018	N21-110.25.2	1	7	Sprocket	(a)
30	290190	N72-155.25.2	1	7	Sheave, single groove	(b)
31	310045	N40-52.15.1	2	7	Bearing housing	
32	210042	SKF6205-2RS	2	7	Sealed ball bearing	
33	481594	MZ 054031	2	7	Bearing support	
34	120124	DIN933-M12x90-8G	2	7	Cap screw	
35	100012	DIN934-M12	4	7	Hex nut	
36	260193	MZ 054015	1	7	Upper shaft	
37	170025	S66-8.7.5.56	1	7	Gib key	
38	170006	S61-8.7.28	1	7	Key	
39	270078	N25-138.25.1	1	7	Sprocket	
40	120037	DIN603-M8x20	8	7	Sq. neck carr. bolt	
41	140016	DIN126-9,5	8	7	Plain washer	
42	190084	MZ 054030	41	7	Elevator flight	
43	481595	MZ 054035	41	7	Flight plate	
44	120015	DIN86-AM6x25	82	7	Round hd. mach. screw	
45	230029	N11-41,4 mm.	AR	7	Connecting link	
46	230035	N278-41,4 mm.	AR	7	Attachment link	
47	481595	MZ 053925	1	7	Elevator chain	Less flights
47a	230030	N12-41,4 mm.	AR	7	Offset link	
48	030088	MZ 053900.25	1	7	Elevator chain assy.	incl.fig.5,25,42,43,44,47
49	130048	DIN1481-6x60	1	7	Sprocket retaining pin	
50	100015	DIN557-M8	8	7	Square nut	

Code 7 : 409001 - 490999

- (a) Enkel met sorteerder of 2e reiniging - Only with sorter or 2nd. cleaning  
Uniquement avec trieur ou 2ième nettoyage - Nur mit Korntank oder 2e Reinigung
- (b) Enkel met graantank zonder 2e reiniging - Only with graintank without 2nd. cleaning  
Uniquement sur trémie sans 2ième nettoyage - Nur mit Korntank ohne 2e Reinigung

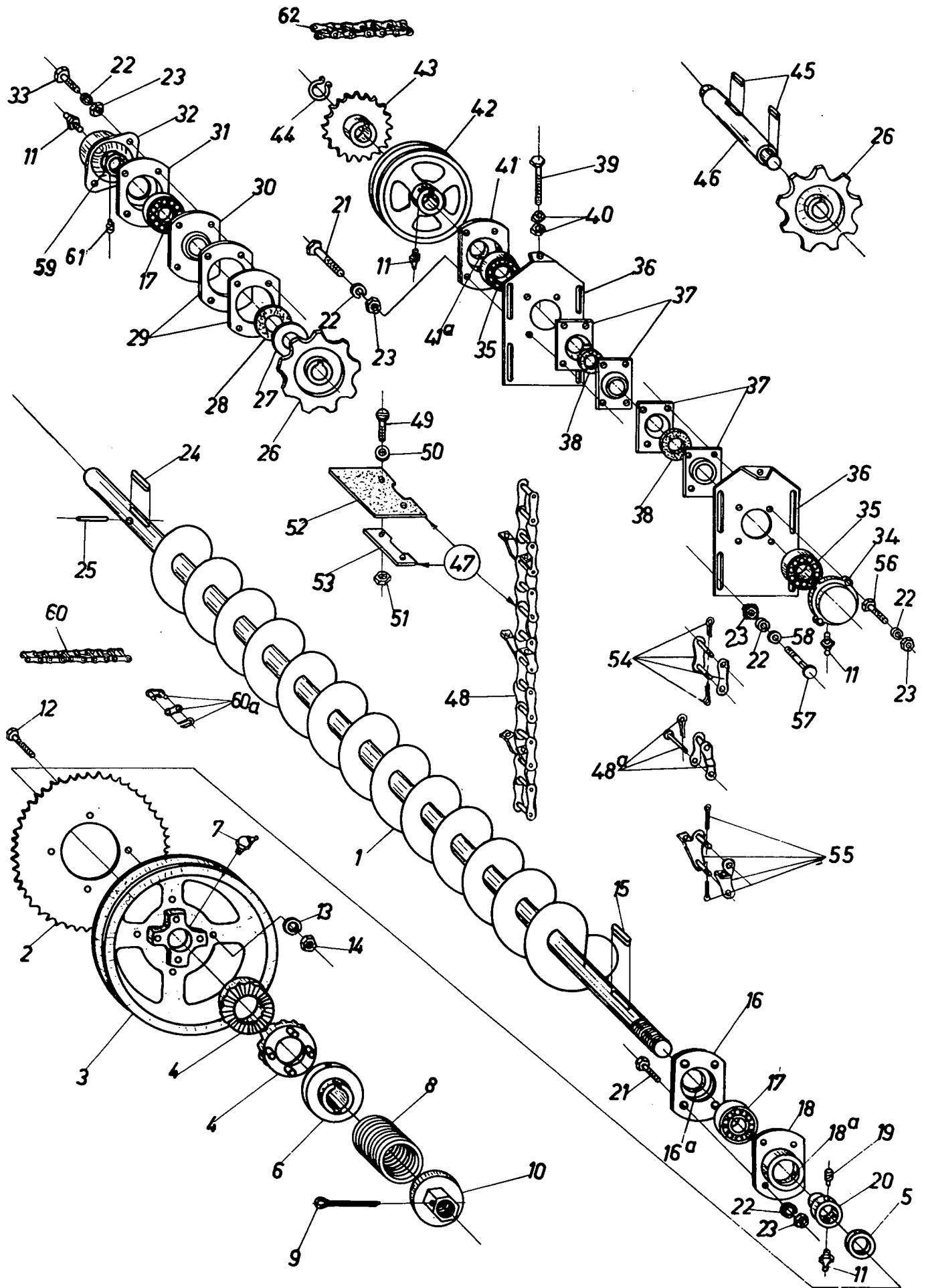


Fig.	Order ref.	Old reference	Qty.	Code	Description	N.B.
1	240056	MZ 054001	1	276	Grain auger	
2	326345	N20-260.100.1	1	276	Sprocket	
3	290087	N73-288.30.3	1	276	Sheave, single groove	incl.fig.7
4	280058	N30-85.50.1	2	276	Clutch halve	
5	140112	S13-31.50.2	1	276	Space washer	
6	280042	N32-90.30.1	1	276	Clutch flange	
7	332039	DIN71412-BM10x1	1	276	Grease fitting	
8	180026	N50-58.110.12	1	276	Spring	
9	130016	DIN94-6x60	1	276	Cotter pin	
10	309135	N31-85.30.1	1	276	Spring retaining nut	
11	332038	DIN71412-AM10x1	4	276	Grease fitting	
12	120111	DIN931-M10x30-8G	4	276	Cap screw	
13	140045	DIN127-A10	4	276	Lockwasher	
14	100016	DIN934-M10	4	276	Hex nut	
15	170007	S61-8.7.36	2	276	Key	
16	310051	N43-30.43.1	1	276	Bearing shield	incl.fig.16a
16a	220009	DIN5419-30	1	264	Felt ring	
	220061	S125-30.47.5	1	675	Felt ring	
17	210033	SKF 1206	2	276	Ball bearing	
18	310049	N41-62.16.1	1	276	Bearing housing	incl.fig.18a
18a	220012	DIN5419-45	1	264	Felt ring	
	220063	S125-45.65.5	1	675	Felt ring	
19	110003	DIN915-AM10x12-10K	1	276	Set screw	
20	300014	N59-30.50.2	1	270	Locking collar	incl.fig.11,19
	300021		1	725	Locking collar	incl.fig.11,19
21	120104	DIN933-M8x20-8G	23	276	Set screw	
22	322358	DIN127-A8	37	276	Lockwasher	
23	100015	DIN934-M8	38	276	Hex nut	
24	170010	S61-8.7.50	1	276	Key	
25	130048	DIN1481-6x60	2	276	Sprocket retaining pin	
26	270029	N25-138.30.1	2	276	Sprocket	
27	310072	N67-30.52.1	1	276	Felt ring retainer	
28	220062	S125-32.54.4	1	276	Felt ring	
29	310085	N67-54.75.2	2	276	Bearing plate	
30	310056	N44-30.43.2	1	276	Bearing shield plate	

Code 264 : 501001 - 753999  
 270 : 501001 - 834999  
 276 : 501001 - 925999  
 441 : 582001 - 925999  
 675 : 764001 - 925999  
 725 : 845001 - 925999

(a) Enkel voor machines met graantank - Only for machines with graintank  
 Uniquement pour machines avec trémie - Nur für Maschinen mit Korntank

(b) Enkel voor machines met sorteerder of 2e reiniging - Only for combines with sorter or 2nd. cleaning  
 Uniquement pour machines avec trieur ou deuxième nettoyage - Nur für Maschinen mit Sortierzylinder oder 2e. Reinigung

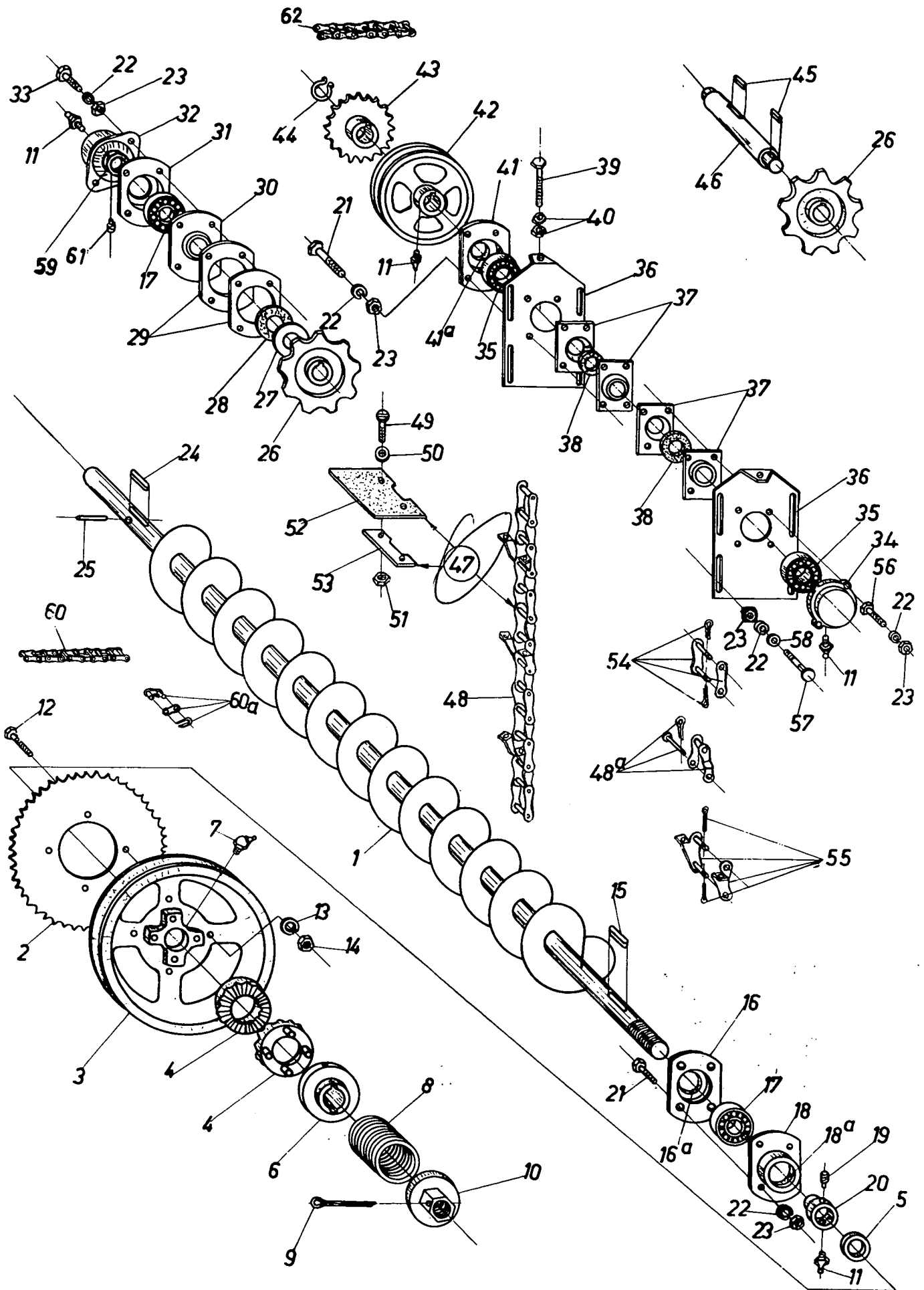
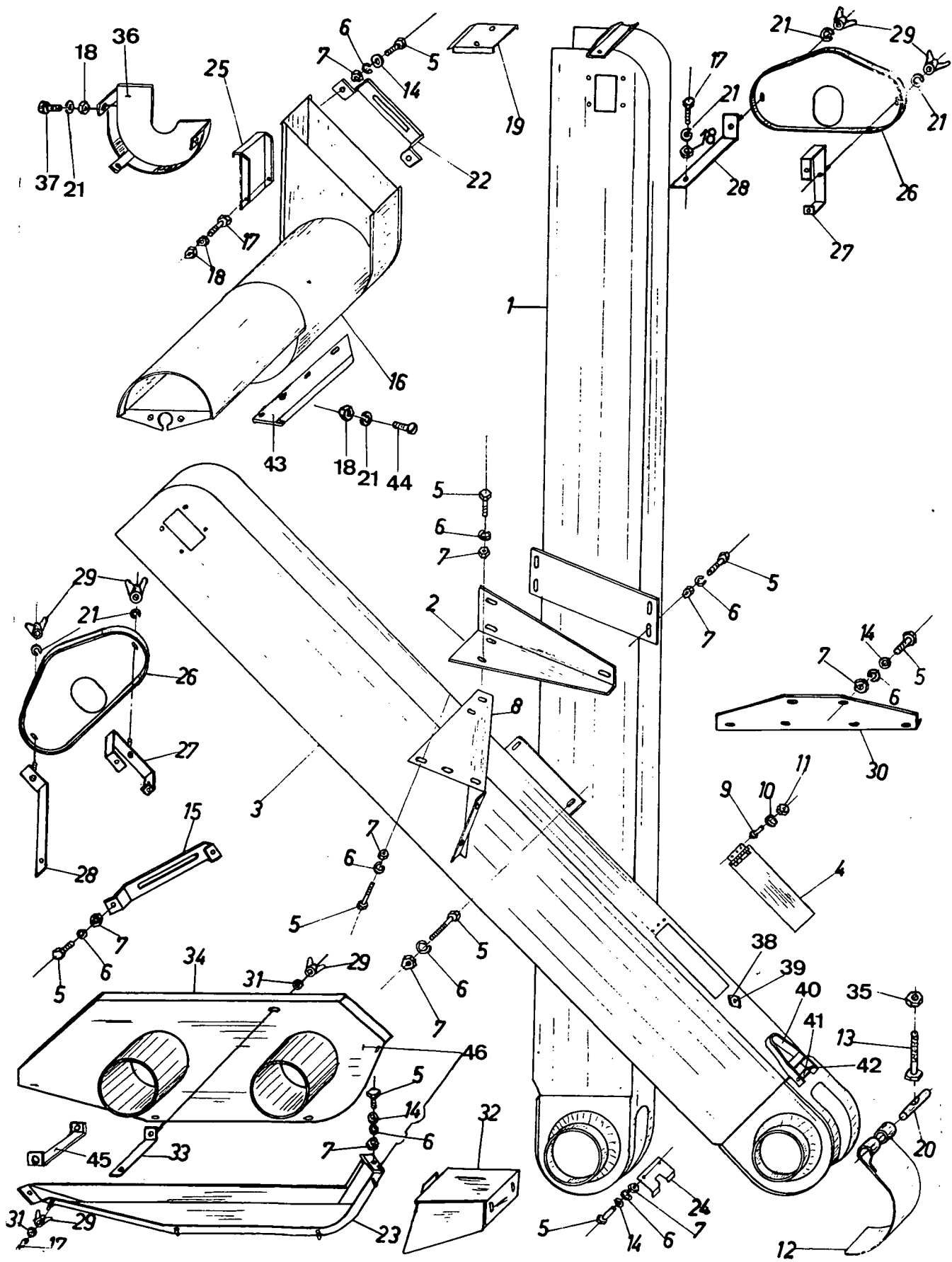


Fig.	Order ref.	Old reference	Qty.	Code	Description	N.B.
31	310046	N40-62.16.1	1	276	Bearing housing	
32	310067	N66-90.3	1	276	Bearing shield	
33	120105	DIN931-M8x30-8G	4	276	Cap screw	
34	320039	N65-25.75.1	1	276	Bearing housing	incl.fig.11
35	210032	SKF 1205	2	276	Ball bearing	
36	481594	MZ 054031	2	276	Bearing support	
37	310058	N44-30.43.7	4	276	Felt ring retainer	
38	220009	DIN5419-30	2	276	Felt ring	
39	120124	DIN933-M12x90-8G	2	276	Cap screw	
40	100018	DIN934-M12	4	276	Hex nut	
41	310048	N41-52.15.1	1	276	Bearing housing	incl.fig.41a
41a	220011	DIN5419-40	1	276	Felt ring	
42	290064	N72-155-25-4	1	276	Sheave, single groove	(a) - incl.fig.11
43	270019	N21-110.25.3	1	276	Sprocket	(b)
44	370002	DIN471-25	1	276	Snap ring	
45	170006	S61-8.7.28	2	276	Key	
46	260022	MZ 055015	1	276	Upper shaft	
47	030088	MZ 053900.25	1	276	Elevator chain assy.	incl.fig.48,49,50,51,52,53
48	230011	MZ 053925	1	276	Elevator chain	
48a	230030	N12-180.570	AR	276	Offset link	
49	120015	DIN86-AM6x25	82	276	Round hd. mach. screw	
50	140040	DIN440-R7	82	276	Plain washer	
51	100014	DIN934-M6	82	276	Hex nut	
52	190084	MZ 054030	41	276	Elevator flight	
53	481595	MZ 054035	41	276	Flight plate	
54	230029	N11-180.570	AR	276	Connecting link	
55	230035	N278-180.570	AR	276	Attachment link	
56	120106	DIN931-M8x40-8G	2	276	Cap screw	
57	120037	DIN603-M8x20	8	276	Sq. neck carr. bolt	
58	140016	DIN126-9,5	8	276	Plain washer	
59	300004	N58-30.45.2	1	276	Locking collar	incl.fig.61
60	230012	MZ 054090	1	276	Chain	
60a	230031	N26-110.056	1	276	Connecting link	
61	110016	N5-M10-10	1	441	Set screw	
62	230082	MZ 754085	1	675	Chain	

Code 264 : 501001 - 753999  
 270 : 501001 - 834999  
 276 : 501001 - 925999  
 441 : 582001 - 925999  
 675 : 764001 - 925999  
 725 : 845001 - 925999

(a) Enkel voor machines met graantank - Only for machines with graintank  
 Uniquement pour machines avec trémie - Nur für Maschinen mit Körntank

(b) Enkel voor machines met sorteerder of 2e reiniging - Only for combines with sorter or 2nd. cleaning  
 Uniquement pour machines avec trieur ou deuxième nettoyage - Nur für Maschinen mit Sortierzylinder oder 2e. Reinigung

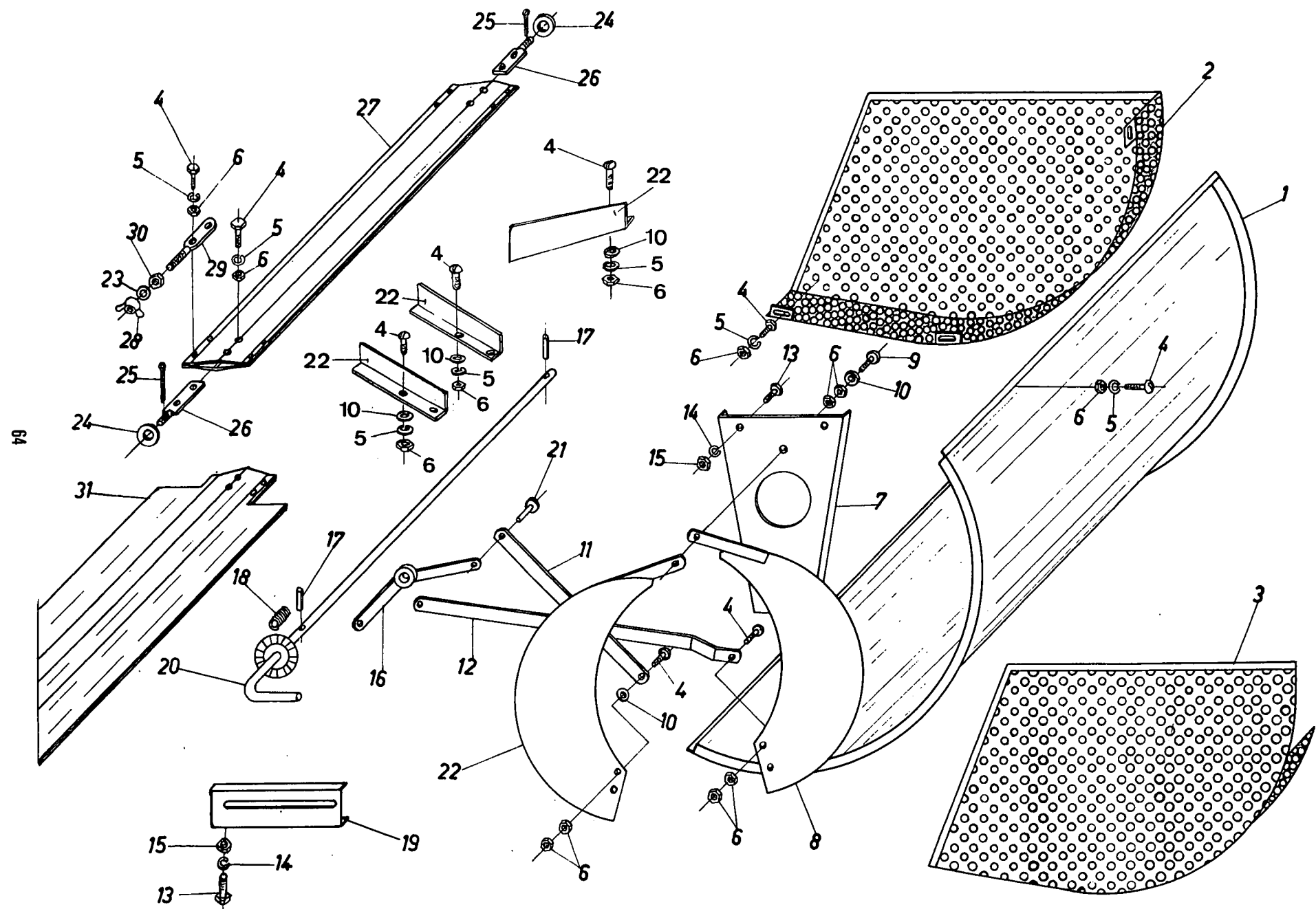


ELEVATOREN - ELEVATORS  
 ELEVATEURS - ELEVATORE

409001 - 925999

Fig.	Order ref.	Old reference	Qty.	Code	Description	N.B.
1	484149	MZ 054020	1	38	Elevator housing	incl.fig.38,39,40,41
2	481589	MZ 054023	1	38	Housing support	
3	484157	MZ 064020	1	38	Elevator housing	incl.fig.38,39,40,41
4	310096	MZ 054021	2	38	Elevator cover	
5	120104	DIN933-M8x20-8G	15	38	Cap screw	
6	140027	DIN127-A8	14	38	Lockwasher	
7	100015	DIN934-M8	17	38	Hex nut	
8	481593	MZ 054027	1	38	Elevator support	
9	120010	DIN86-AM5x15	6	7	Round hd. mach. screw	
	120009	DIN86-AM5x10	6	276	Round hd. mach. screw	
10	322356	DIN127-A5	3	38	Lockwasher	
11	100013	DIN934-M5	6	38	Hex nut	
12	<del>484149</del>	MZ 054020	2	7	Bottom cover	→ 310011 + 260023 + 300807
	310011	MZ 054822	2	276	Bottom cover	
13	120065	DIN931-M8x110-8G	2	276	Cap screw	
14	140016	DIN126-9,5	5	38	Plain washer	
15	481596	MZ 054040	1	38	Tension pulley guide	
16	484153	MZ 064003	1	32	Discharge tube	
	488463		1	725	Discharge tube	
17	120100	DIN933-M6x20-8G	6	276	Cap screw	
18	100014	DIN934-M6	16	38	Hex nut	
19	310012	MZ 054026	1	38	Upper cover	
20	260023	MZ 054828	2	276	Pivot pin	
21	322357	DIN127-A6	7	38	Lockwasher	
22	481630	MZ 064006	1	38	Tension pulley guide	
23	489704	MZ 054078	1	257	Guard support	MZ 124007
24	481590	MZ 054024	2	38	Bottom plate	
25	360247	MZ 064021	1	7	Discharge tube cover	
	310013	MZ 065021	1	276	Discharge tube cover	
26	360034	MZ 054372	2	276	Tension pulley guard	
27	481603	MZ 054370	2	276	Guard support	
28	481606	MZ 054375	2	276	Guard support	
29	100004	DIN315-M6	4	276	Wing nut	
30	481967	MZ 054061	1	251	Connecting plate	MZ 124017
31	140015	DIN126-7	4	264	Plain washer	
32	481597	MZ 054050	1	276	Housing support	
33	481612	MZ 054377	1	257	Guard support	
34	360138	MZ 054376	1	257	Auger end guard	
35	100016	DIN934-M10	1	7	Hex nut	
	100015	DIN934-M8	1	276	Hex nut	
36		MZ 064080	1	7	Discharge tube guard	
37	120013	DIN86-AM6x15	1	7	Round hd. mach. screw	
38	330002	N1-50.1	2	441	Locking plate	
39	130024	DIN660-5x8	2	441	Rivet, round head	
40	481572	MZ 054020.01.06.02	2	441	Lever assy.	
41	481573	MZ 054020.01.06.03	2	441	Pivot pin	
42	130070	S81-6x8	4	441	Rivet, flat head	
43	481631	MZ 065407	1	422	Plate	
44	120014	DIN86-AM6x20	4	422	Round hd. mach. screw	
45	481617	MZ 054080	1	446	Guard support	
46	489704	MZ 054079	1	417	Guard assy.	

Code 7 : 409001 - 490999 →  
 32 : 409001 - 834999  
 38 : 409001 - 925999  
 251 : 501001 - 561999  
 257 : 501001 - 652999  
 264 : 501001 - 753999  
 276 : 501001 - 925999  
 417 : 582001 - 582999  
 422 : 582001 - 652999  
 441 : 582001 - 925999  
 446 : 592001 - 652999  
 725 : 845001 - 925999



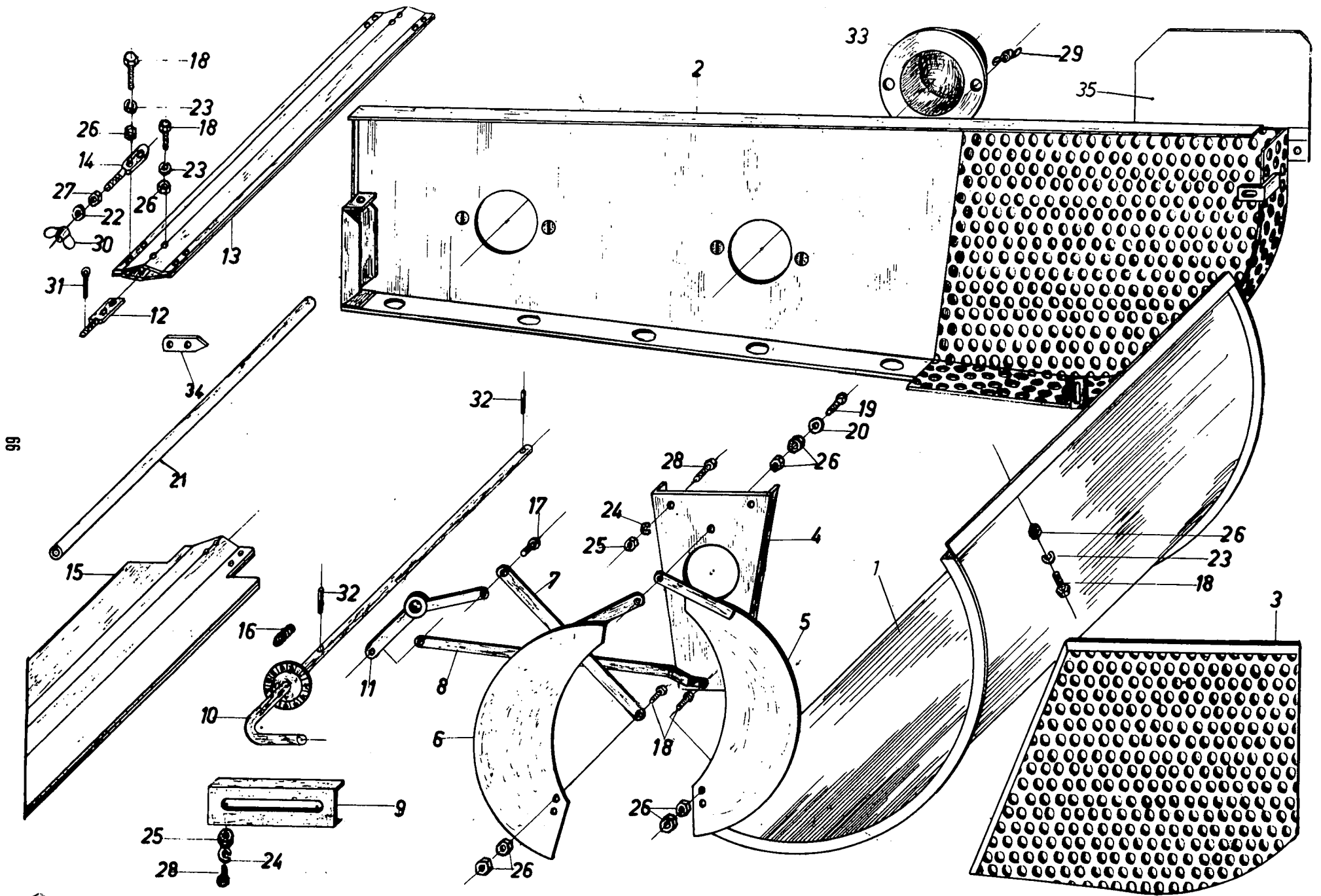


WINDMOLENKAST - FAN CASING  
 ENVELOPPE VENTILATEUR - GEBLÄSEKASTEN

409001 - 561999

Fig.	Order ref.	Old reference	Qty.	Code	Description	N.B.
1	310098	MZ 123912	1	13	Fanning mill cover	
2	360041	MZ 124005	1	7	Fanning mill guard	Left-hand
	360041	MZ 134070	1	251	Fanning mill guard	Left-hand
3	360110	MZ 124006	1	7	Fanning mill guard	Right-hand
	360110	MZ 134071	1	251	Fanning mill guard	Right-hand
4	120013	DIN86-AM6x15	38	7	Round hd. mach. screw	
	120014	DIN86-AM6x20	38	251	Round hd. mach. screw	
5	322357	DIN127-A6	36	13	Lockwasher	
6	100014	DIN934-M6	50	13	Hex nut	
7	481992	MZ 133905	2	13	Support channel	
8	481995	MZ 134010	4	13	Air suction flap	
9	120015	DIN86-AM6x25	2	7	Round hd. mach. screw	
	120016	DIN86-AM6x30	2	251	Round hd. mach. screw	
10	140015	DIN126-7	14	13	Plain washer	
11	481998	MZ 134011	2	13	Flap adjusting rod	
12	481999	MZ 134012	2	13	Flap adjusting rod	
13	120110	DIN933-M10x25-8G	6	7	Cap screw	
	120111	DIN933-M10x30-8G	6	251	Cap screw	
14	140045	DIN127-A10	6	13	Lockwasher	
15	100016	DIN934-M10	6	13	Hex nut	
16	482000	MZ 134013	2	13	Flap adjusting lever	
17	130044	DIN1481-4x35	2	13	Retaining pin	
18	180017	N50-15.24.2	1	13	Spring	
19	482009	MZ 133951	1	13	Tension pulley guide	
20	482001	MZ 134114	1	13	Adjusting rod	
21	300689	DIN660-7x15	4	13	Rivet, round head	
22	489148	MZ 134018	3	13	Fanning mill flap	
23	140041	DIN440-R9,5	4	251	Plain washer	
24	140018	DIN126-14	4	13	Plain washer	
25	130006	DIN94-4x20	4	13	Cotter pin	
26	482006	MZ 134017	4	13	Indicator plate bracket	
27	482004	MZ 134016	2	13	Fanning mill flap	
28	100005	DIN315-M8	2	13	Wing nut	
29	340039	MZ 134025	2	13	Flap adjusting screw	
30	100015	DIN934-M8	2	13	Hex nut	

Code 7 : 409001 - 490999  
 13 : 409001 - 561999  
 251 : 501001 - 561999



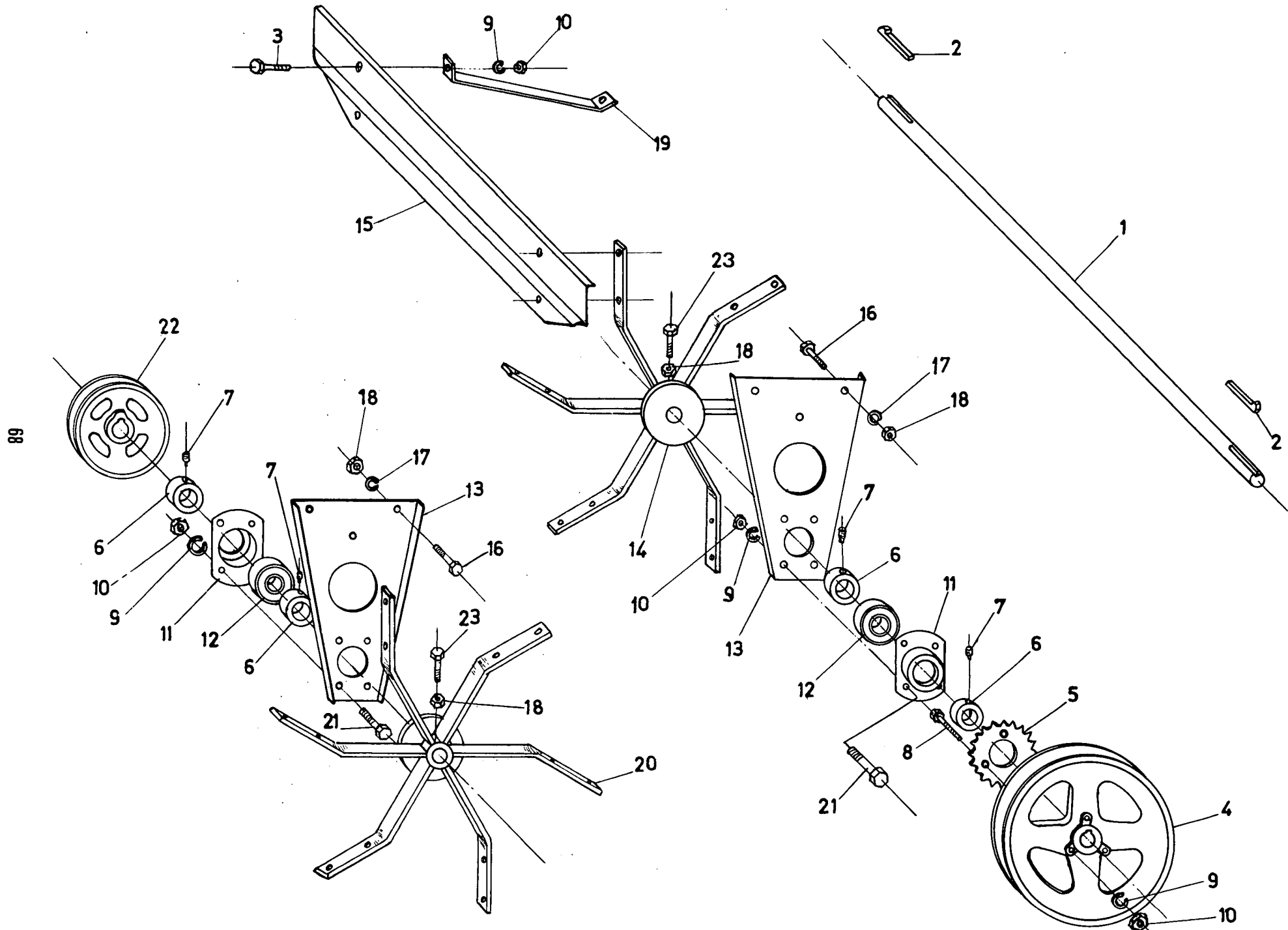
WINDMOLENKAST - FAN CASING  
 ENVELOPPE VENTILATEUR - GEBLÄSEKASTEN

582001 - 925999

Fig.	Order ref.	Old reference	Qty.	Code	Description	N.B.
1	310098	MZ 123912	1	441	Fanning mill cover	
2	360041	MZ 134070	1	442	Fanning mill guard	Left-hand
	360138	MZ 136670	1	570	Fanning mill guard	Left-hand
3	360110	MZ 134071	1	441	Fanning mill guard	Right-hand
4	481992	MZ 133905	2	441	Support channel	
5	481995	MZ 134010	2	441	Air suction flap	Front
6	481993	MZ 134009	2	441	Air suction flap	Rear
7	481998	MZ 134011	2	441	Flap adjusting rod	
8	481999	MZ 134012	2	441	Flap adjusting rod	
9	482009	MZ 133951	1	441	Tension pulley guide	
10	482001	MZ 134114	1	441	Adjusting rod	
11	482000	MZ 134013	2	441	Flap adjusting lever	
12	482006	MZ 134017	4	441	Indicator plate bracket	
13	482004	MZ 134016	1	441	Fanning mill flap	
14	340039	MZ 134025	2	441	Flap adjusting screw	
15	482007	MZ 134020	1	441	Fanning mill flap	
16	180017	N50-15.24.2	1	441	Spring	
17	130061	S81-SM7x15	4	441	Rivet, flat head	
18	120028	DIN86-AM6x20	20	435	Round hd. mach. screw	
	120100	DIN933-M6x20-8G	21	725	Cap screw	
19	120016	DIN86-AM6x30	2	422	Round hd. mach. screw	
	120015	DIN86-AM6x25	2	564	Round hd. mach. screw	
	120101	DIN933-M6x30-8G	2	725	Cap screw	
20	140015	DIN126-7	2	441	Plain washer	
21	200265		2	675	Connecting rod	
22	140041	DIN440-R9,5	4	441	Plain washer	
23	322357	DIN127-A6	17	441	Lockwasher	
24	140045	DIN127-A10	6	441	Lockwasher	
25	100016	DIN934-M10	6	441	Hex nut	
26	100014	DIN934-M6	30	441	Hex nut	
27	100015	DIN934-M8	9	441	Hex nut	
28	120111	DIN933-M10x30-8G	6	441	Cap screw	
29	100004	DIN315-M6	4	570	Wing nut	
30	100005	DIN315-M8	4	441	Wing nut	
31	130006	DIN94-4x20	4	441	Cotter pin	
32	130044	DIN1481-4x35	2	441	Rod retaining pin	
33	310071	N66-180.2	2	570	Protection cap	
34	484811	MP 135708	4	570	Indicator plate	
35	360164		1	675	Fan shaft guard	(a)

Code 422 : 582001 - 652999      Code 564 : 663001 - 834999  
 435 : 582001 - 834999      570 : 663001 - 925999  
 441 : 582001 - 925999      675 : 764001 - 925999  
 442 : 592001 - 592999      725 : 845001 - 925999

(a) Enkel voor Engeland - Only for England  
 Uniquement pour l'Angleterre - Nur für England.

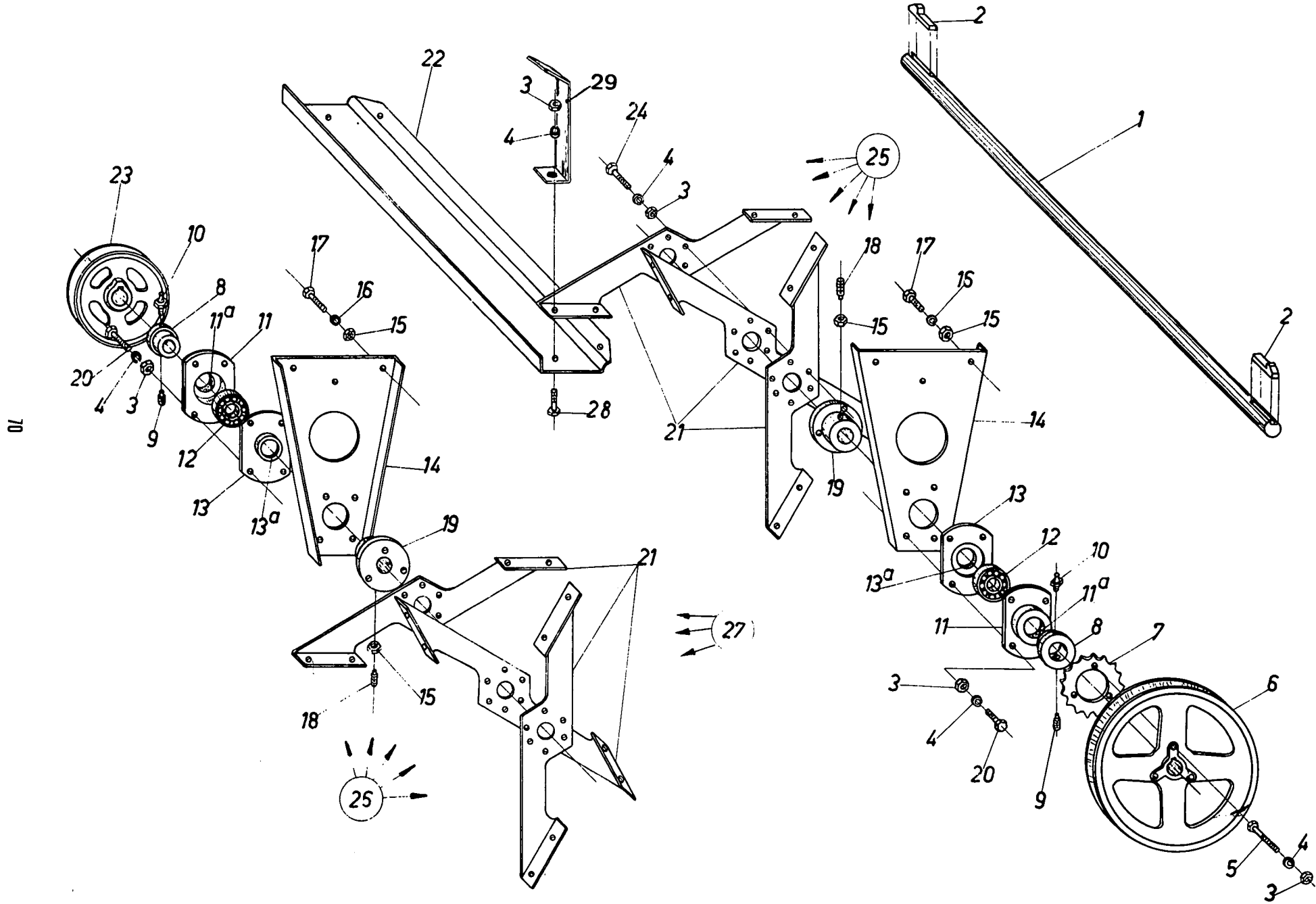


WINDMOLEN - CLEANING FAN  
 VENTILATEUR - GEBLÄSE

409001 - 490999

Fig.	Order ref.	Old reference	Qty.	Code	Description	N.B.
1	260196	MZ 133901	1	7	Fan shaft	
2	170025	S66-8-7,5.56	2	7	Gib key	
3	120105	DIN931-M8x30-8G	24	7	Cap screw	
4	290083	N73 - 271.30.1	1	7	Sheave, single groove	
5	270008	N20-110.50.1	1	7	Sprocket	
6	300006	N58-30.50.2	4	7	Locking collar	incl.fig.7
7	110003	DIN915-AM10x12-10K	4	7	Set screw	
8	120061	DIN931-M8x60-8G	3	7	Cap screw	
9	322358	DIN127-A8	35	7	Lockwasher	
10	100015	DIN934-M8	35	7	Hex nut	
11	310046	N40-62.16.1	2	7	Bearing housing	
12	210043	SKF 6206-2RS	2	7	Sealed ball bearing	
13	481992	MZ 133905	2	7	Support channel	
14	280095	MZ 134002	1	7	Hub center	Right-hand
15	481991	MZ 133904	6	7	Fan blade	
16	120111	DIN931-M10x25-8G	4	7	Cap screw	
17	140045	DIN127-A10	4	7	Lockwasher	
18	100016	DIN934-M10	6	7	Hex nut	
19	489149	MZ 134030	12	7	Fan blade support	
20	280096	MZ 134003	1	7	Hub center	Left-hand
21	120103	DIN933-M8x15-8G	8	7	Cap screw	
22	290078	N73-154.30.1	1	7	Sheave, single groove	
23	300657	DIN561-BM10x30	2	7	Cap screw, special	

Code 7 : 409001 - 490999



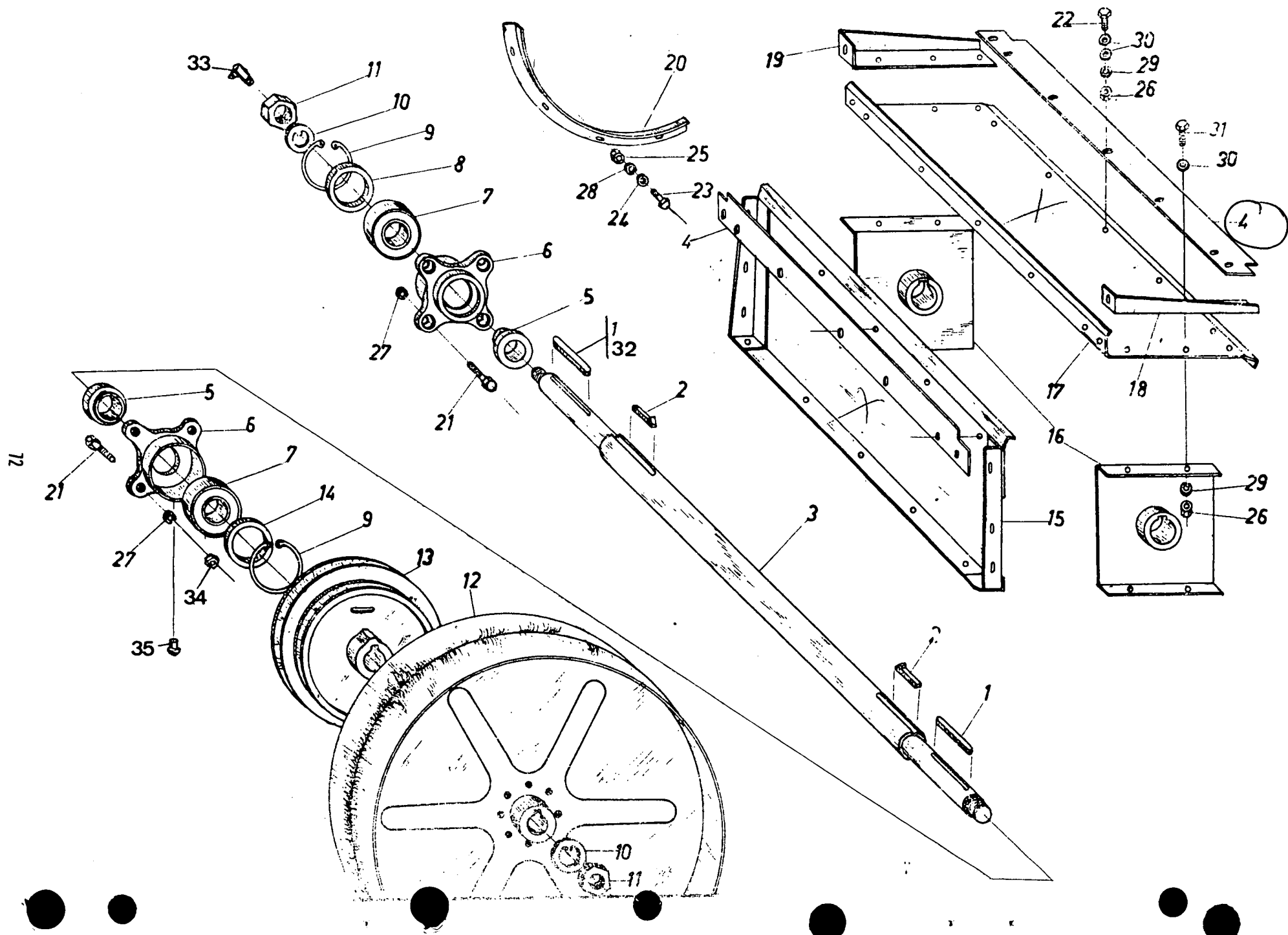
10

WINDMOLEN - CLEANING FAN  
VENTILATEUR - GEBLÄSE

501001 - 925999

Fig.	Order ref.	Old reference	Qty.	Code	Description	N.B.
1	260196	MZ 133901	1	251	Fan shaft	
	260027	MZ 135801	1	441	Fan shaft	
2	170025	S66-8.7.5.56	2	251	Gib key - standard	
	170002	MZ 135835	2	441	Gib key - special	
3	100015	DIN934-M8	61	276	Hex nut	
4	322358	DIN127-A8	61	276	Lockwasher	
5	120061	DIN931-M8x60-8G	3	276	Cap screw	
6	290083	N73-271.30.1	1	276	Sheave, single groove	
7	270008	N20-110.50.1	1	276	Sprocket	
8	300014	N59-30.50.2	2	276	Locking collar	incl.fig.9,10
9	110003	DIN915-AM10x12-10K	2	254	Set screw	
	110016	N5 - M10.10	2	510	Set screw	
10	332038	DIN71412-AM10x1	2	276	Grease fitting	
11	310049	N41-62.16.1	2	276	Bearing housing	incl.fig.11a
11a	220012	DIN5419-45	2	257	Felt ring	
	220063	S125-45.65.5	2	570	Felt ring	
12	210033	SKF 1206	2	276	Ball bearing	
13	310051	N43-30.43.1	2	276	Bearing retaining plate	incl.fig.13a
13a	220009	DIN5419-30	2	257	Felt ring	
	220061	S125-30.47.5	2	570	Felt ring	
14	481992	MZ 133905	2	276	Support channel	
15	100016	DIN934-M10	6	276	Hex nut	
16	140045	DIN127-A10	4	276	Lockwasher	
17	120111	DIN933-M10x30-8G	4	276	Cap screw	
18	110004	DIN915-AM10x30-10K	2	276	Set screw	
19	280018	MZ 134702	2	276	Fan hub	
20	120104	DIN933-M8x20-8G	32	276	Cap screw	
21	481990	MZ 134703	9	276	Fan blade support	
22	481991	MZ 133904	6	276	Fan blade	
23	290078	N73-154.30.1	1	276	Sheave, single groove	
24	120105	DIN933-M8x30-8G	6	276	Cap screw	
25	030091	MZ 134000.03	1	276	Hub center assy.	Left-hand - incl.fig.3,4,19,21,24 Right-hand - incl.fig.3,4,19,21,24 Middle - incl.fig.3,4,21,24
26	030090	MZ 134000.02	1	276	Hub center assy.	
27	030092	MZ 134000.04	1	441	Hub center assy.	
28	120103	DIN933-M8x15-8G	36	725	Cap screw	
29	489150	MZ 134730	12	251	Fan blade support	

Code 251 : 501001 - 561999  
 254 : 501001 - 602999  
 257 : 501001 - 652999  
 276 : 501001 - 925999  
 441 : 582001 - 925999  
 510 : 632001 - 925999  
 570 : 663001 - 925999  
 725 : 845001 - 925999





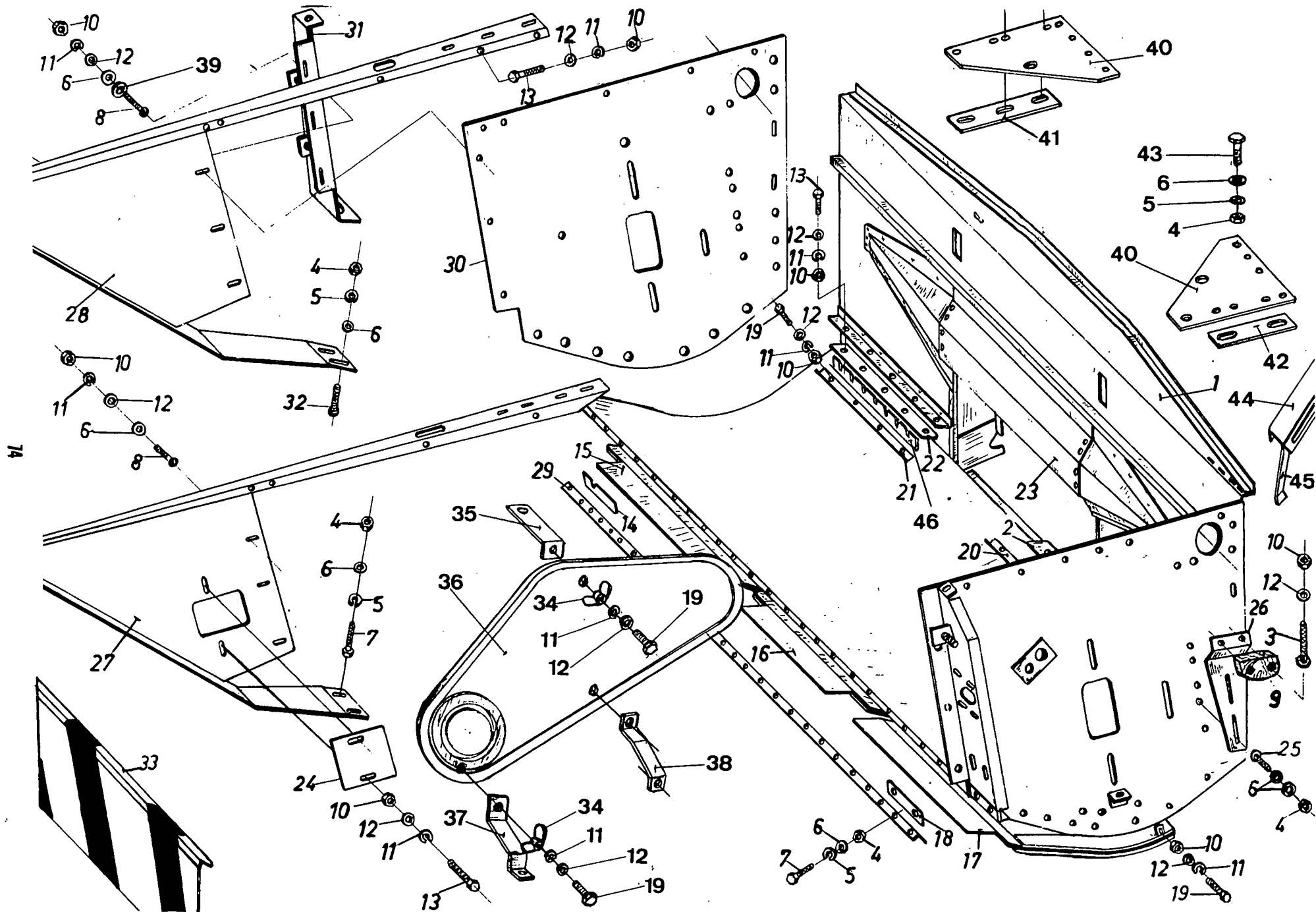
AFNEEMTROMMEL - BEATER  
TIRE-PAILLE - STROHABNEHMER

409001 - 925999

Fig.	Order ref.	Old reference	Qty.	Code	Description	N.B.
1	170017	S61-12.8.160	1	38	Key	
2	170029	S66-14.9.5.63	2	7	Gib key -	
	170028	S66-14.9.5.45	2	265	Gib key	
	170045	DIN6884-14.9.45	2	686	Gib key	
3	260084	MZ 094003	1	38	Beater shaft	
4	485457	MZ 094007	4	675	Beater plate	
5	200020	MZ 014002	2	38	Collar	
6	307805	N65-40.127.4	2	38	Bearing housing	
7	210049	SKF 6308-2RS	2	38	Sealed ball bearing	
8	140138	S13-75.5.90.2	1	38	Spacer	
9	370013	DIN472-90	2	38	Snap ring	
10	140063	N15-36.70.1	2	38	Safety washer	
11	100035	DIN936-M35x1,5	2	38	Hex nut	
12	290026	MZ 094002	1	38	Beater drive pulley	
13	290052	N70-275.40.1	1	38	Sheave, double groove	
14	140132	S13-58.90.1	1	38	Space washer	
15	483726	MZ 093906	2	38	Beater plate	
16	280059	MZ 094001	2	38	Side plate	
17	483727	MZ 093905	2	38	Beater plate	
18	481755	MZ 093908	2	38	Beater plate support	Left-hand
19	481752	MZ 093904	2	38	Beater plate support	Right-hand
20	481756	MZ 093910	2	38	Center support angle	
21	120111	DIN931-M10x30-8G	8	38	Cap screw	
22	120104	DIN933-M8x20-8G	36	38	Cap screw	
23	120014	DIN86-AM6x20	8	26	Round hd. mach. screw	
	120100	DIN933-M6x20-8G	8	675	Cap screw	
24	140015	DIN126-7	8	38	Plain washer	
25	100014	DIN934-M6	8	38	Hex nut	
26	100015	DIN934-M8	36	38	Hex nut	
27	140045	DIN127-A10	8	38	Lockwasher	
28	322357	DIN127-A6	8	38	Lockwasher	
29	322358	DIN127-A8	36	38	Lockwasher	
30	140016	DIN126-9,5	24	38	Plain washer	
31	120104	DIN933-M8x20-8G	8	26	Cap screw	
	120161	DIN931-M8x25-8G	8	675	Cap screw	
32	170017	S61-12.8.180	1	26	Key	
33	332040	DIN71412-CM10x1	1	13	Grease fitting	
34	100016	DIN934-M10	8	19	Hex nut	
35	120022	DIN86-AM10x1x12	2	248	Round hd. mach. screw	Special

Code 7 : 409001 - 490999  
 13 : 409001 - 561999  
 19 : 409001 - 652999  
 26 : 409001 - 753999  
 38 : 409001 - 925999

Code 248 : 501001 - 531999  
 265 : 501001 - 764999  
 675 : 764001 - 925999  
 686 : 774001 - 925999



MAAIBORD - HEADER TABLE  
 TABLIER - PLATTFORMWANNE

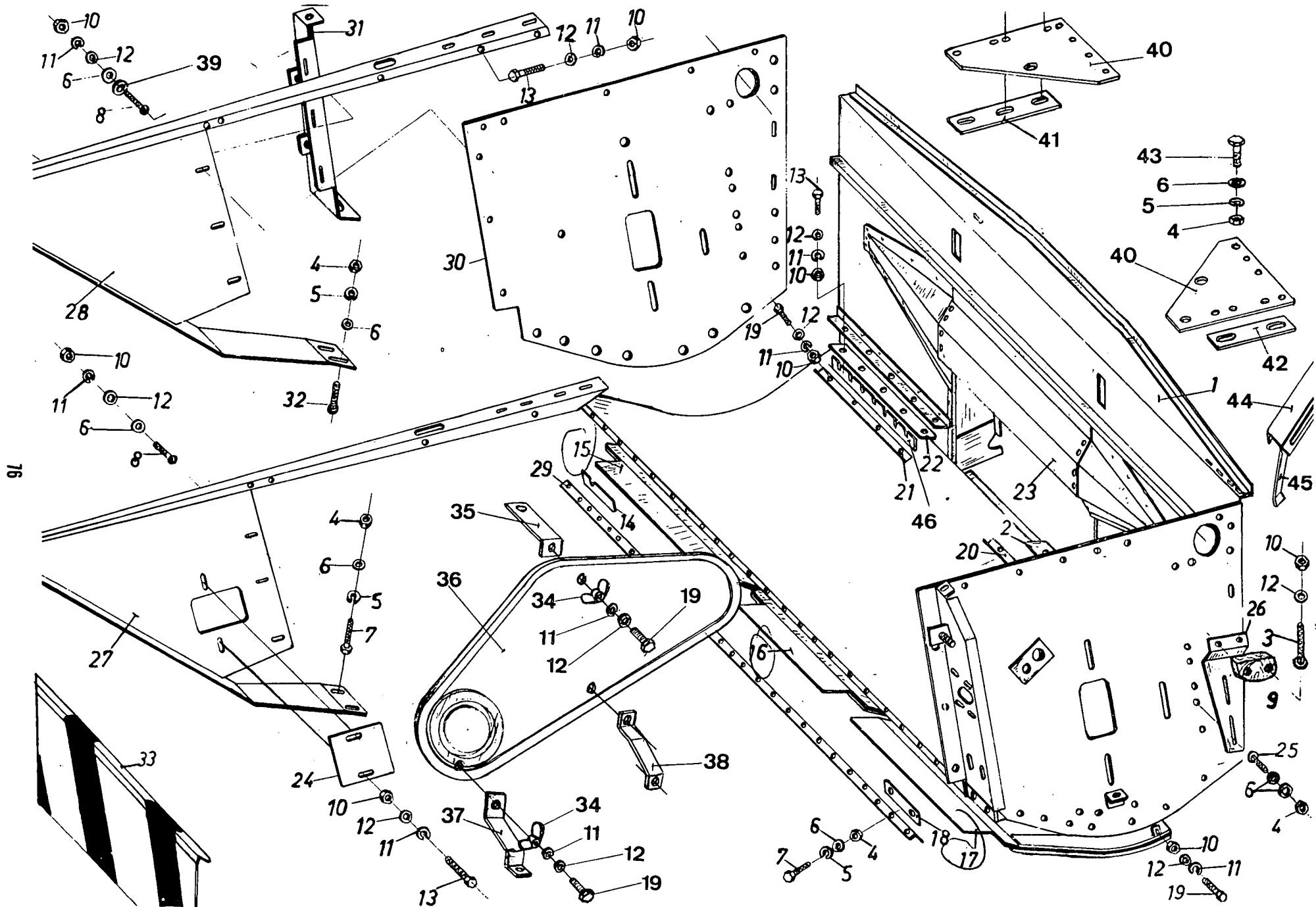
409001 - 925999

Fig.	Order ref.	Old reference	Qty.	Code	Description	N.B.
1	321114	MZ 25.504001	1	13	Header table	(a)
	321114	MZ 25.505801	1	441	Header table	(a)
	321095	487771	1	675	Header table	(b)
	321096	MZ 30.504001	1	13	Header table	(c)
	321096	MZ 30.505801	1	441	Header table	(c)
	321097	MZ 36.504001	1	13	Header table	(d)
	321097	MZ 36.505801	1	441	Header table	(d)
		MZ 42.504001	1	13	Header table	(e)
	321098	MZ 42.505801	1	441	Header table	(e)
	321100	487526	1	725	Header table	(f)
2	482618	MZ 25.504006	1	38	Stripper plate	(a)
	482618	MZ 25.504006	1	675	Stripper plate	(b)
	482619	MZ 30.503906	1	38	Stripper plate	(c)
	482620	MZ 36.504006	1	38	Stripper plate	(d)
	482621	MZ 42.504006	1	38	Stripper plate	(e)
	487526		1	725	Stripper plate	(f)
3	120039	DIN603-M8x50	2	441	Sq. neck carr. bolt	
4	100016	DIN934 - M10	26	38	Hex nut	
5	140028	DIN127-A10	26	38	Lockwasher	
6	140017	DIN126-11,5	22	38	Plain washer	
7	120111	DIN931-M10x30-8G	26	38	Cap screw	
8	120020	DIN86-AM8x30	6	38	Round hd. mach. screw	
9	482695	MZ 510117	1	441	Chain tension block	
10	100015	DIN934 - M8	60	38	Hex nut	
11	322358	DIN127-A8	64	38	Lockwasher	
12	140016	DIN126-9,5	64	38	Plain washer	
13	120104	DIN933-M8x20-8G	39	38	Cap screw	
14	482637	MZ 504019	1	675	Support angle shim	(a)-(c)-(d)-(e)-(f)
	487796		1	675	Support angle shim	(b)
15	486923	MZ 25.504020	1	26	Header guard plate	(a) - Right-hand
	486923		1	675	Header guard plate	(a) - Right-hand
	486939		1	675	Header guard plate	(b) - Right-hand
	486939	MZ 30.504020	1	26	Header guard plate	(c) - Right-hand
	486939		1	675	Header guard plate	(c) - Right-hand
	486956	MZ 36.504020	1	26	Header guard plate	(d) - Right-hand
	486956		1	675	Header guard plate	(d) - Right-hand
	486971	MZ 42.504020	1	26	Header guard plate	(e) - Right-hand
	486971		1	675	Header guard plate	(e) - Right-hand
	487530		1	725	Header guard plate	(f) - Right-hand

Code 1 : 409001 - 409999	Code 80 : 439001 - 490999
2 : 409001 - 419999	264 : 501001 - 753999
7 : 409001 - 490999	276 : 501001 - 925999
13 : 409001 - 561999	441 : 582001 - 925999
19 : 409001 - 652999	558 : 663001 - 753999
26 : 409001 - 753999	570 : 663001 - 925999
32 : 409001 - 834999	675 : 764001 - 925999
38 : 409001 - 925999	725 : 845001 - 925999
75 : 419001 - 925999	

(a) - Maaibord - Header table - Tablier - Plattformwanne : 2,5 m - 8'2"  
 (b) - Ditto : 2,85 m - 9'4"  
 (c) - Ditto : 3 m - 9'10"  
 (d) - Ditto : 3,60 m - 11'10"  
 (e) - Ditto : 4,20 m - 13'10"  
 (f) - Ditto : 5,40 m - 17'10"

(\*) Wanneer 360253 (MZ 504085) moet vervangen worden door 360053, moet 1 stuk 482669 (MZ 504786), 1 stuk 482670 (MZ 504787) en 1 stuk 482671 (MZ 504788) meegeleverd worden. When replacing 360253 (MZ 504085) by 360053, add 1 piece 482669 (MZ 504786), 1 piece 482670 (MZ 504787) and 1 piece 482671 (MZ 504788). Quand 360253 (MZ 504085) doit être remplacé par 360053, ajoutez 1 pièce 482669 (MZ 504786), 1 pièce 482670 (MZ 504787) et 1 pièce 482671 (MZ 504788). Falls 360253 (MZ 504085) ersetzt werden muss durch 360053, muss 1 Stück 482669 (MZ 504786), 1 Stück 482670 (MZ 504787) und 1 Stück 482671 (MZ 504788) mitgeliefert werden.



MAAIBORD - HEADER TABLE  
 TABLIER - PLATTFORMWANNE

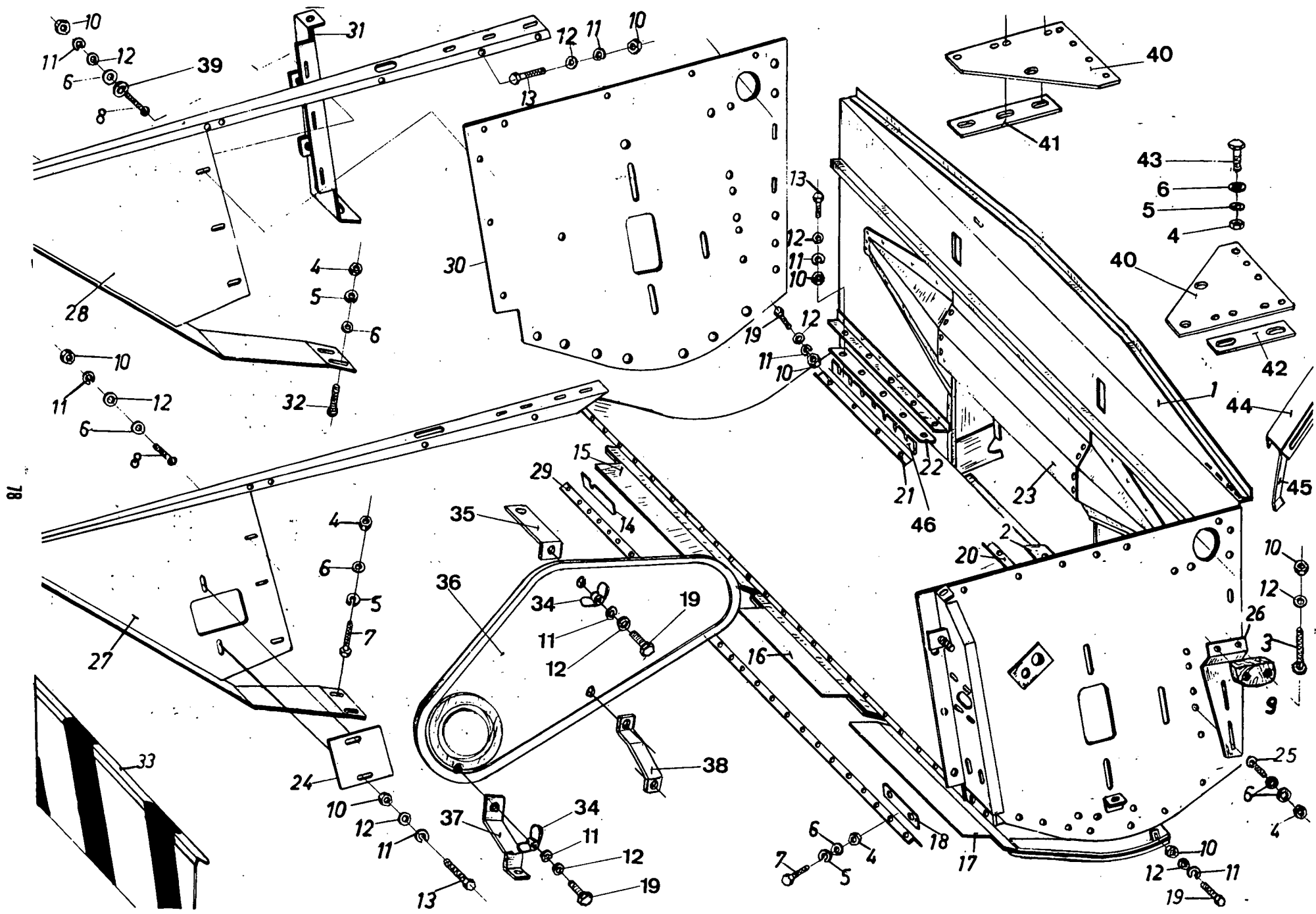
409001 - 925999

Fig.	Order ref.	Old reference	Qty.	Code	Description	N.B.
28	485499	MZ 504046	1	26	Divider	(a)-(c)-(d)-(e)-(f) Right-hand
	486413		1	675	Divider	(a)-(c)-(d)-(e)-(f) Right-hand
	487803		1	675	Divider	(b) - Right-hand
29	488680	MZ 25.504002	1	26	Cutterbar	(a)
	488620	486921	1	675	Cutterbar	(a)
	487800		1	675	Cutterbar	(b)
	488681	MZ 30.504002	1	26	Cutterbar	(c)
	488681	486938	1	675	Cutterbar	(c)
	488682	MZ 36.504002	1	26	Cutterbar	(d)
	488682	486400	1	675	Cutterbar	(d)
	488683	MZ 42.504002	1	26	Cutterbar	(e)
	488683	486404	1	675	Cutterbar	(e)
	486408		1	725	Cutterbar	(f)
30	484469	MZ 504013	1	32	Header side plate	Right-hand
	486409		1	725	Header side plate	Right-hand
31	482665	MZ 504047	1	38	Support assy	(a)-(c)-(d)-(e)-(f)
	487798		1	675	Support assy	(b)
32	120042	DIN603-M10x30	2	570	Sq. neck carr. bolt	
33	482332	MZ 25.384018	1	725	Header signal plate	(a)
	487794		1	725	Header signal plate	(b)
	482333	MZ 30.384018	1	725	Header signal plate	(c)
	482334	MZ 36.384018	1	725	Header signal plate	(d)
	482335	MZ 42.384018	1	725	Header signal plate	(e)
	486896		1	725	Header signal plate	(f)
34	100005	DIN315-M8	3	264	Wing nut	
35	489300	MZ 504086	1	2	Guard support	
	489301	MZ 504386	1	80	Guard support	
	482669	MZ 504786	1	264	Guard support	
36	360053	MZ 504085	1	7	Belt guard	(*)
	360053	MZ 504785	1	264	Belt guard	
37	489302	MZ 504087	1	7	Guard support	
	482670	MZ 504787	1	264	Guard support	
38	482671	MZ 504788	1	264	Guard support	
39		S13-8,5.30.2	3	558	Plain washer	Special
40	482634	MZ 503914	2	26	Header reinforcement plate	
41	482635	MZ 503915	1	26	Shim	
42	482635	MZ 503915	1	1	Shim	
	482636	MZ 504116	1	75	Shim	
43	120111	DIN933-M10x30-8G	2	26	Cap screw	
44	482794	MZ 545004	1	264	Tension pulley guide	
45	484517	MZ 545016	1	264	Guide support	
46	482655	MZ 504022	3	19	Cutterbar shim	

Code 1 : 409001 - 409999	Code 80 : 439001 - 490999
2 : 409001 - 419999	264 : 501001 - 753999
7 : 409001 - 490999	276 : 501001 - 925999
13 : 409001 - 561999	441 : 582001 - 925999
19 : 409001 - 652999	558 : 663001 - 753999
26 : 409001 - 753999	570 : 663001 - 925999
32 : 409001 - 834999	675 : 764001 - 925999
38 : 409001 - 925999	725 : 845001 - 925999
75 : 419001 - 925999	

(a) - Maaibord - Header table - Tablier - Plattformwanne : 2,5 m - 8'2"  
 (b) - Ditto : 2,85 m - 9'4"  
 (c) - Ditto : 3 m - 9'10"  
 (d) - Ditto : 3,60 m - 11'10"  
 (e) - Ditto : 4,20 m - 13'10"  
 (f) - Ditto : 5,40 m - 17'10"

(\*) Wanneer 360253 (MZ 504085) moet vervangen worden door 360053, moet 1 stuk 482669 (MZ 504786), 1 stuk 482670 (MZ 504787) en 1 stuk 482671 (MZ 504788) meegeleverd worden. When replacing 360253 (MZ 504085) by 360053, add 1 piece 482669 (MZ 504786), 1 piece 482670 (MZ 504787) and 1 piece 482671 (MZ 504788). Quand 360253 (MZ 504085) doit être remplacé par 360053, ajoutez 1 pièce 482669 (MZ 504786), 1 pièce 482670 (MZ 504787) et 1 pièce 482671 (MZ 504788). Falls 360253 (MZ 504085) ersetzt werden muss durch 360053, muss 1 stück 482669 (MZ 504786), 1 stück 482670 (MZ 504787) und 1 stück 482671 (MZ 504788) mitgeliefert werden.



MAAIBORD - HEADER TABLE  
 TABLIER - PLATTFORMWANNE

409001 - 925999

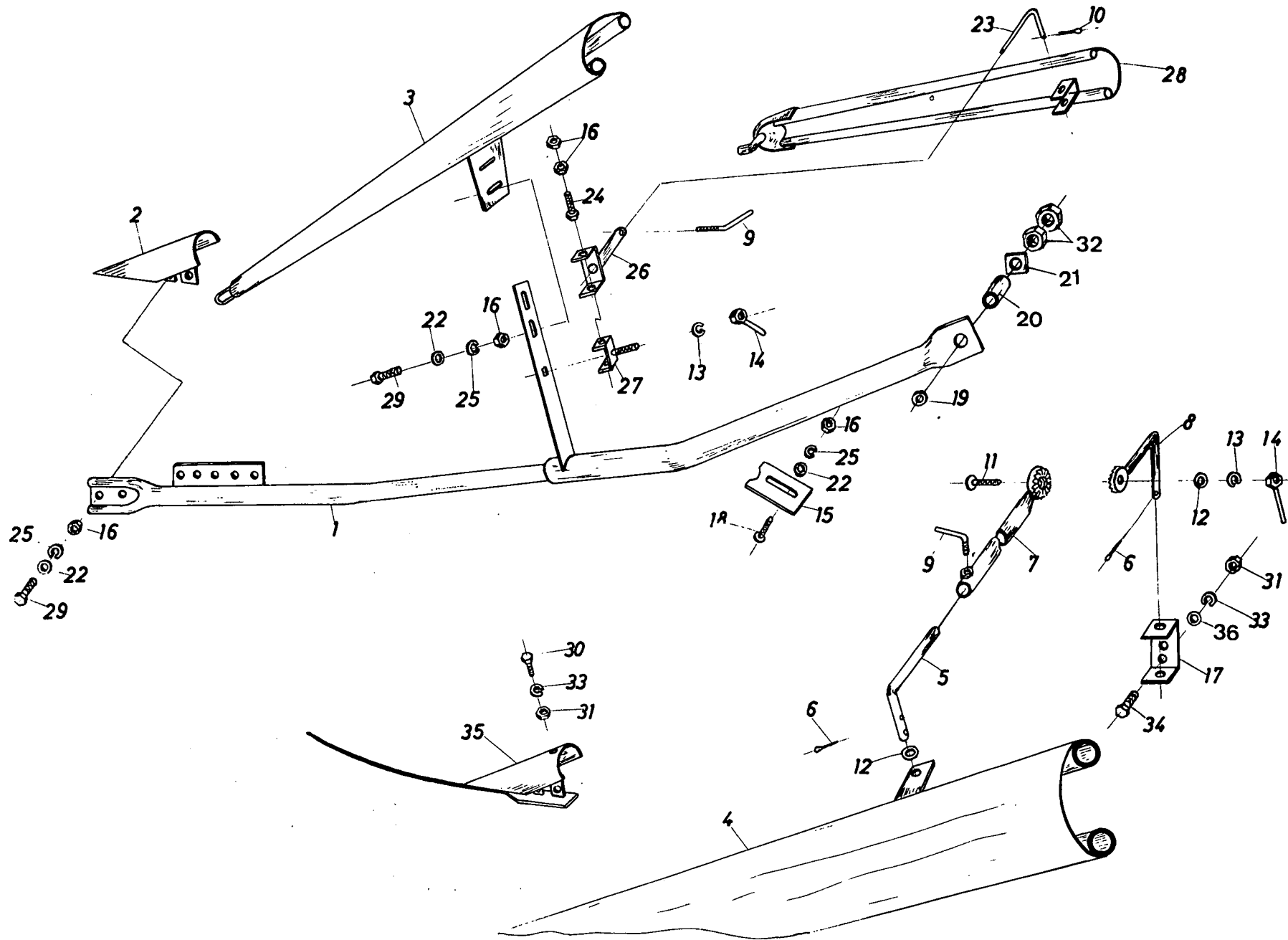
Fig.	Order ref.	Old reference	Qty.	Code	Description	N.B.
16	482614	MZ 504005	1	38	Header guard plate	Middle
17	486925	MZ 25.504021	1	26	Header guard plate	(a) - Left-hand
	486925		1	675	Header guard plate	(a) - Left-hand
	486925		1	675	Header guard plate	(b) - Left-hand
	486941	MZ 30.504021	1	26	Header guard plate	(c) - Left-hand
	486941		1	675	Header guard plate	(c) - Left-hand
	486958	MZ 36.504021	1	26	Header guard plate	(d) - Left-hand
	486958		1	675	Header guard plate	(d) - Left-hand
	482650	MZ 42.504021	1	26	Header guard plate	(e) - Left-hand
	486973		1	675	Header guard plate	(e) - Left-hand
	487528		1	725	Header guard plate	(f) - Left-hand
18	482626	MZ 504023	1	38	Support angle shim	
19	120105	DIN933-M8x30-8G	17	38	Cap screw	
20	482623	MZ 25.504008	1	38	Stripper angle	(a)-(b) Left-hand
	482624	MZ 30.504008	1	38	Stripper angle	(c) - Left-hand
	482625	MZ 36.504008	1	32	Stripper angle	(d) - Left-hand
	487494		1	725	Stripper angle	(d) - Left-hand
	482626	MZ 42.504008	1	38	Stripper angle	(e) - Left-hand
	487525		1	675	Stripper angle	(f) - Left-hand
21	484132	MZ 25.504009	1	38	Stripper angle	(a) - Right-hand
	482627	MZ 30.504009	1	38	Stripper angle	(b)-(c) - Right-hand
	482628	MZ 36.504009	1	32	Stripper angle	(d) - Right-hand
	487493		1	725	Stripper angle	(d) - Right-hand
	482629	MZ 42.504009	1	38	Stripper angle	(e) - Right-hand
	487527		1	725	Stripper angle	(f) - Right-hand
22	482618	MZ 25.504006	1	38	Stripper plate	(a)
	482622	MZ 30.503907	1	38	Stripper plate	(b)-(c)
	482620	MZ 36.504006	1	38	Stripper plate	(d)
	482621	MZ 42.504006	1	38	Stripper plate	(e)
	487526		1	725	Stripper plate	(f)
23	482630	MZ 503912	1	38	Header shield plate	
24	310023	MZ 504044	1	276	Guard plate	
25	120041	DIN603-M10x20	2	441	Sq. neck carr. bolt	
26	482696	MZ 512218	1	441	Tension block support	
27	485497	MZ 504045	1	26	Divider	(a)-(c)-(d)-(e)-(f)- Left-hand
	486411		1	675	Divider	(a)-(c)-(d)-(e)-(f)- Left-hand
	487801		1	675	Divider	(b) - Left-hand

Code 1 : 409001 - 409999	Code 80 : 439001 - 490999
2 : 409001 - 419999	264 : 501001 - 753999
7 : 409001 - 490999	276 : 501001 - 925999
13 : 409001 - 561999	441 : 582001 - 925999
19 : 409001 - 652999	558 : 663001 - 753999
26 : 409001 - 753999	570 : 663001 - 925999
32 : 409001 - 834999	675 : 764001 - 925999
38 : 409001 - 925999	725 : 845001 - 925999
75 : 419001 - 925999	

(a) - Maaibord - Header table - Tablier - Plattformwanne	: 2,5 m - 8'2"
(b) - Ditto	: 2,85 m - 9'4"
(c) - Ditto	: 3 m - 9'10"
(d) - Ditto	: 3,60 m - 11'10"
(e) - Ditto	: 4,20 m - 13'10"
(f) - Ditto	: 5,40 m - 17'10"

(\*) Wanneer 360253 (MZ 504085) moet vervangen worden door 360053, moet 1 stuk 482669 (MZ 504786), 1 stuk 482670 (MZ 504787) en 1 stuk 482671 (MZ 504788) meegeleverd worden. When replacing 360253 (MZ 504085) by 360053, add 1 piece 482669 (MZ 504786), 1 piece 482670 (MZ 504787) and 1 piece 482671 (MZ 504788). Quand 360253 (MZ 504085) doit être remplacé par 360053, ajoutez 1 pièce 482669 (MZ 504786), 1 pièce 482670 (MZ 504787), et 1 pièce 482671 (MZ 504788). Falls 360253 (MZ 504085) ersetzt werden muss durch 360053, muss 1 Stück 482669 (MZ 504786), 1 Stück 482670 (MZ 504787) und 1 Stück 482671 (MZ 504788) mitgeliefert werden.

08





VRUCHTVERDELERS - CROP DIVIDERS  
DIVISEURS - HALMTEILER

(\*)

409001 - 925999

Fig.	Order ref.	Old reference	Qty.	Code	Description	N.B.
1	482898	MZ 551709	1	38	Divider support	
2	482879	MZ 551702	1	38	Divider point	
3	482882	MZ 551703	1	38	Upper divider	
4	482910	MZ 551714	1	38	External divider	
5	482909	MZ 554013	1	38	Adjusting rod	
6	130010	DIN94-5x30	3	38	Cotter pin	
7	482907	MZ 554012	1	38	Adjusting handle	
8	482905	MZ 554011	1	38	Adjusting handle	
9	484510	MZ 554006	2	38	Lever	
10	130008	DIN94-4x30	1	38	Cotter pin	
11	120048	DIN603-M16x80	1	38	Sq. neck carr. bolt	
12	140020	DIN126-18	2	38	Plain washer	
13	140048	DIN127-A16	2	38	Lockwasher	
14	482896	MZ 554007	2	38	Lever	
15	482916	MZ 554017	1	38	Adjusting plate	
16	100016	DIN934-M10	9	38	Hex nut	
17	482904	MZ 551710	1	38	Handle support	
18	120041	DIN603-M10x20	1	276	Sq. neck carr. bolt	
19	140087	S13-14.40.3	1	38	Plain washer, special	
20	200099	S101-15.21.15	1	38	Bushing	
21	482918	MZ 551722	2	38	Support shim	
22	140017	DIN126-11,5	7	38	Plain washer	
23	482897	MZ 551708	1	38	Support hook	
24	120112	DIN933-M10x40-8G	2	276	Cap screw	
25	140045	DIN127-A10	5	441	Lockwasher	
26		MZ 554005	1	7	Fork	
	489365	MZ 555005	1	251	Fork	
	482891	MZ 555805	1	441	Fork	
27	482878	MZ 551701	1	13	Fork	
	482917	MZ 555820	1	441	Fork	
28	489364	MZ 551704	1	13	Inner divider	
	482886	MZ 555004	1	441	Inner divider	
29	120111	DIN931-M10x30-8G	4	38	Cap screw	
30	120104	DIN933-M8x20-8G	2	570	Cap screw	
31	100015	DIN934-M8	4	570	Hex nut	
32	100018	DIN934-M12	2	570	Hex nut	
33	322358	DIN127-A8	4	570	Lockwasher	
34	120105	DIN931-M8x30-8G	2	570	Cap screw	
35	484511	MZ 554023	1	570	Divider point	(a)
36	140016	DIN126-9,5	2	570	Plain washer	

(a) Enkel op aanvraag - Only on demand

Uniquement sur demande - Nur auf Anfrage

(\*) De hier afgebeelde regelbare verdeler is de linker verdeler. De rechter verdeler bestaat uit dezelfde stukken, doch is symmetrisch gemonteerd.

The adjustable divider on the drawing is the left-hand one. The right-hand one is the same, but symmetrically mounted.

Le diviseur réglable représenté ici, est le diviseur gauche. Le diviseur droit se compose des mêmes pièces, mais est monté symétriquement.

Der abgebildete Halmteiler ist der linke Halmteiler. Der rechte Halmteiler besteht aus denselben Teilen, jedoch symmetrisch montiert.

Code 7 : 409001 - 490999

13 : 409001 - 561999

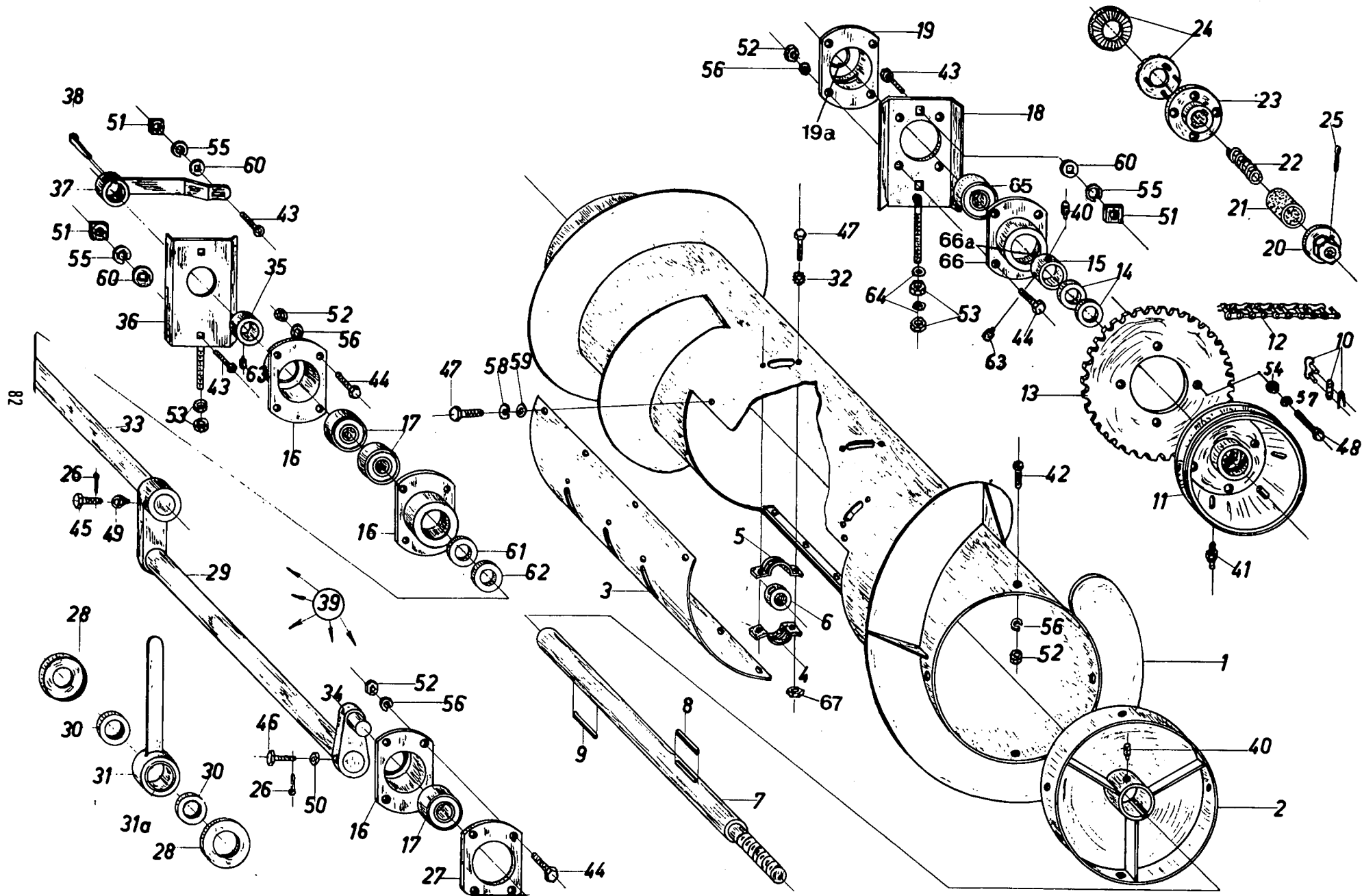
38 : 409001 - 925999

251 : 501001 - 561999

276 : 501001 - 925999

441 : 582001 - 925999

570 : 663001 - 925999



PENNEVIJZEL - FEED TABLE AUGER  
VIS D'ALIMENTATION - EINZUGSSCHNECKE

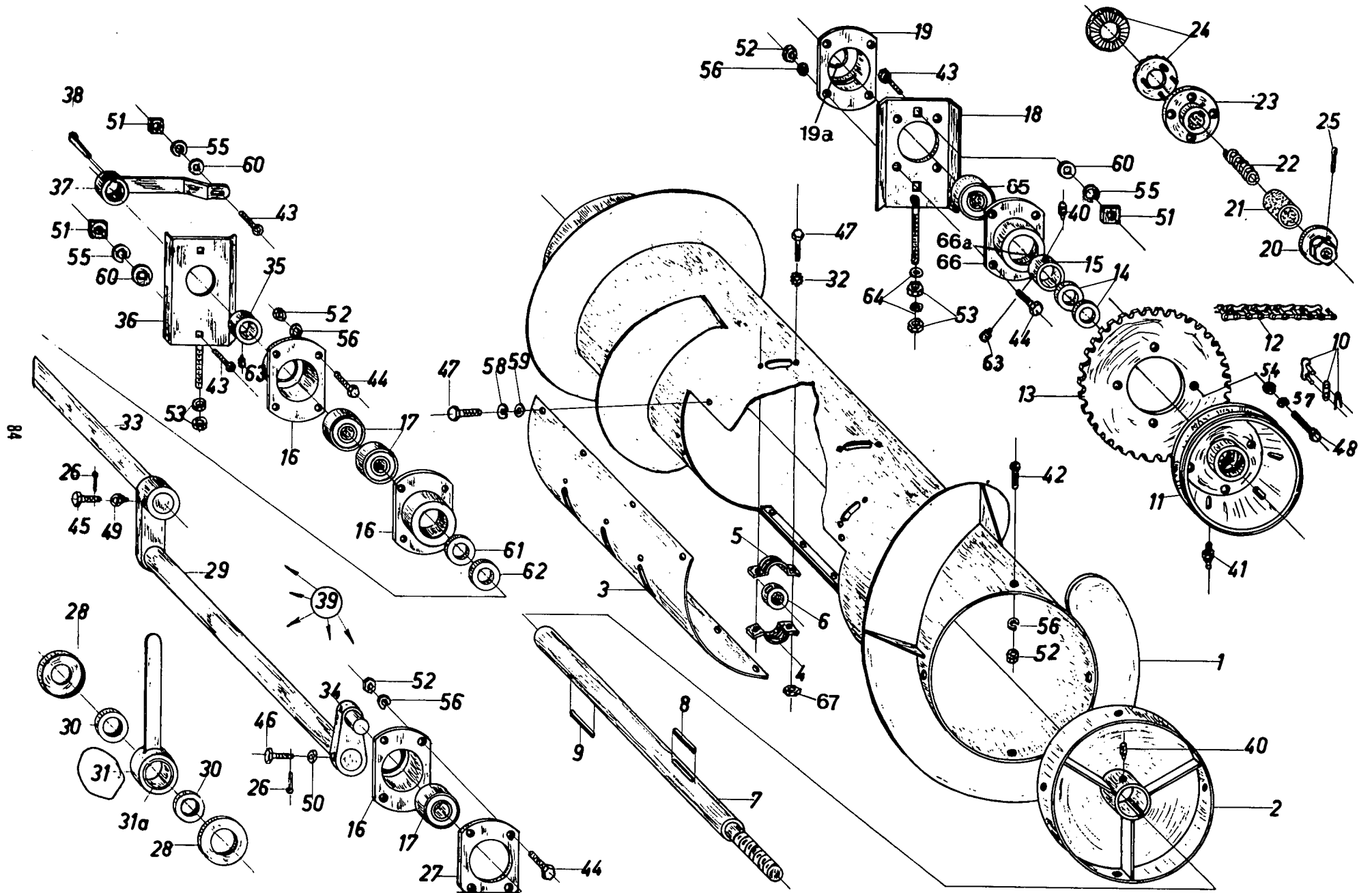
409001 - 925999

Fig.	Order ref.	Old reference	Qty.	Code	Description	N.B.
1	240048	MZ 25.514010	1	19	Auger assy.	(a)
	240048	MZ 25.516610	1	570	Auger assy.	(a)
	240086		1	675	Auger assy.	(b)
	240049	MZ 30.514010	1	19	Auger assy.	(c)
	240049	MZ 30.516610	1	570	Auger assy.	(c)
	240050	MZ 36.514010	1	19	Auger assy.	(d)
	240050	MZ 36.516610	1	570	Auger assy.	(d)
	240051	MZ 42.514010	1	19	Auger assy.	(e)
	240051	MZ 42.516610	1	570	Auger assy.	(e)
	240065		1	725	Auger assy.	(f)
2	481005	MZ 514011	1	264	Auger disc	
	481005	MP 512011	1	675	Auger disc	
3	310100	MZ 514009	1	19	Auger cover plate	
	310100	MZ 516609	1	570	Auger cover plate	
4	484479	MZ 516625	15	570	Finger clip w/ nuts	
5	484478	MZ 516624	15	570	Finger clip, plain	
6	482699	MZ 514022	15	19	Finger guide	
	484477	MZ 516622	15	570	Finger guide	
7	260087	MZ 514012	1	26	Auger shaft, left	
	309054	MP 512012	1	675	Auger shaft, left	
8	170007	S61-8.7.36	2	38	Key	
9	170010	S61-8.7.50	1	38	Key	
10	230031	N26-110.056	AR	257	Coupler link	
11	290079	MZ 514020	1	7	Sheave, single groove	
	290079	N73-185.30.2	1	264	Sheave, single groove	
12	230014	MZ 514040	1	257	Auger drive chain	
	230015	MZ 510941	1	257	Chain extension	(g)
13	270014	N20-260.100.1	1	26	Auger drive sprocket	
	270013	N20-260-50-1	1	675	Auger drive sprocket	
	270016	N20-387.100.1	1	26	Auger drive sprocket	(g)
	270015	N20-387.50.1	1	675	Auger drive sprocket	(g)
	140058	MZ 514006	2	276	Plain washer	
15	300006	N58-30.50.2	1	7	Locking collar	
	300007	N58-30.50.3	1	264	Locking collar	
16	310046	N40-62.16.1	3	38	Bearing housing	
17	210043	SKF 6206-2RS	3	38	Sealed ball bearing	
18	482691	MZ 514015	1	38	Auger adjusting plate	Left-hand
19	310080	N67-46.75.1	1	26	Bearing shield	
	310052	N43-45.57.1	1	675	Bearing shield	incl.fig.19a
19a	220012	DIN5419-45	1	675	Felt ring	

Code 7 : 409001 - 490999	Code 419 : 582001 - 602999
19 : 409001 - 652999	441 : 582001 - 925999
26 : 409001 - 753999	510 : 632001 - 925999
32 : 409001 - 834999	570 : 663001 - 925999
38 : 409001 - 925999	621 : 703001 - 925999
251 : 501001 - 561999	669 : 764001 - 834999
257 : 501001 - 652999	675 : 764001 - 925999
264 : 501001 - 753999	725 : 845001 - 925999
276 : 501001 - 925999	

(a) Maaibord - Header - Tablier - Plattformwanne : 2,5 m - 8'2"  
 (b) Ditto : 2,85 m - 9'4"  
 (c) Ditto : 3 m - 9'10"  
 (d) Ditto : 3,60 m - 11'10"  
 (e) Ditto : 4,20 m - 13'10"  
 (f) Ditto : 5,40 m - 17'10"

(g) Enkel op aanvraag - Only on special demand  
 Uniquement sur demande - Nur auf Anfrage



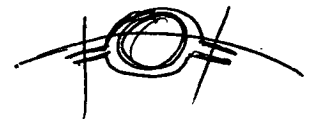

PENNEVIJZEL - FEED TABLE AUGER  
VIS D'ALIMENTATION - EINZUGSSCHNECKE

409001 - 925999

Fig.	Order ref.	Old reference	Qty.	Code	Description	N.B.
20	309135	N31-85.30.1	1	26	Spring retaining nut	
	100033	DIN936-M24x1,5	1	675	Hex nut	
21	190072	S122-70.80.85	1	26	Rubber guard	
22	180026	N50-58.110.12	1	26	Spring	
23	280042	N32-90.30.1	1	26	Clutch flange	
	280046	N95-50.25.1	1	675	Clutch flange	
24	280058	N30-85-50.1	2	26	Clutch flange	
25	130016	DIN94-6x60	1	26	Cotter pin	
26	130005	DIN94-3x30	2	38	Cotter pin	
27	310084	N67-54.75.1	1	441	Bearing plate	
28	482700	MZ 514027	16	38	Finger shield	
29	482674	MZ 514003	1	38	Eccentric assy.	
30	140118	S13-34.44.0,5	AR	38	Washer	
31	485265	MZ 514005	15	38	Auger finger	incl.fig.31a
31a	210022	S105-30.34.30	15	38	Finger bushing	
32	140044	DIN6798-J6,4	30	38	Lockwasher, ext. tooth	
33	260038	MZ 25.514001	1	38	Shaft	(a)-(b)
	260039	MZ 30.514001	1	38	Shaft	(c)
	260040	MZ 36.514001	1	38	Shaft	(d)
	260041	MZ 42.514001	1	38	Shaft	(e)
	260110		1	675	Shaft	(f)
34	482673	MZ 514002	1	38	Crank, left	
35	300031	MZ 514019	1	7	Locking washer	
	300007	N58-30.50.3	1	251	Locking collar	
	300008	N58-30.50.5	1	441	Locking collar	
36	482693	MZ 514016	1	38	Auger adjusting plate	Right-hand
37	485646	MZ 512221	1	38	Auger adjusting lever	
38	170025	S66-8.7.5.56	1	32	Gib key	(a)-(c)-(d)-(e)-(f)
	170023	S66-8.7.5.40	1	669	Gib key	(b)
	170025	DIN6887-8.7.56	1	725	Gib key	
39	030081	MZ 25.514000.02	1	38	Auger shaft assy.	(a)-(b)
	030082	MZ 30.514000.02	1	38	Auger shaft assy.	(c)
	030083	MZ 36.514000.02	1	38	Auger shaft assy.	(d)
	030084	MZ 42.514000.02	1	38	Auger shaft assy.	(e)
	030002		1	725	Auger shaft assy.	(f)
40	110003	DIN915-AM10x12-10K	1	26	Set screw	
	110016	N5-M10.10	1	675	Set screw	
41	150021	DIN71412-AM10x1	1	38	Grease fitting	
42	120019	DIN86-AM8x20	6	38	Rd. head mach. screw	

Code 7 : 409001 - 490999  
 19 : 409001 - 652999  
 26 : 409001 - 753999  
 32 : 409001 - 834999  
 38 : 409001 - 925999  
 251 : 501001 - 561999  
 257 : 501001 - 652999  
 264 : 501001 - 753999  
 276 : 501001 - 925999

Code 419 : 582001 - 602999  
 441 : 582001 - 925999  
 510 : 632001 - 925999  
 570 : 663001 - 925999  
 621 : 703001 - 925999  
 669 : 764001 - 834999  
 675 : 764001 - 925999  
 725 : 845001 - 925999



- (a) Maaibord - Header - Tablier - Plattformwanne : 2,5 m - 8'2"
- (b) Ditto : 2,85 m - 9'4"
- (c) Ditto : 3 m - 9'10"
- (d) Ditto : 3,60 m - 11'10"
- (e) Ditto : 4,20 m - 13'10"
- (f) Ditto : 5,40 m - 17'10"

(g) Enkel op aanvraag - Only on special demand  
 Uniquement sur demande - Nur auf Anfrage

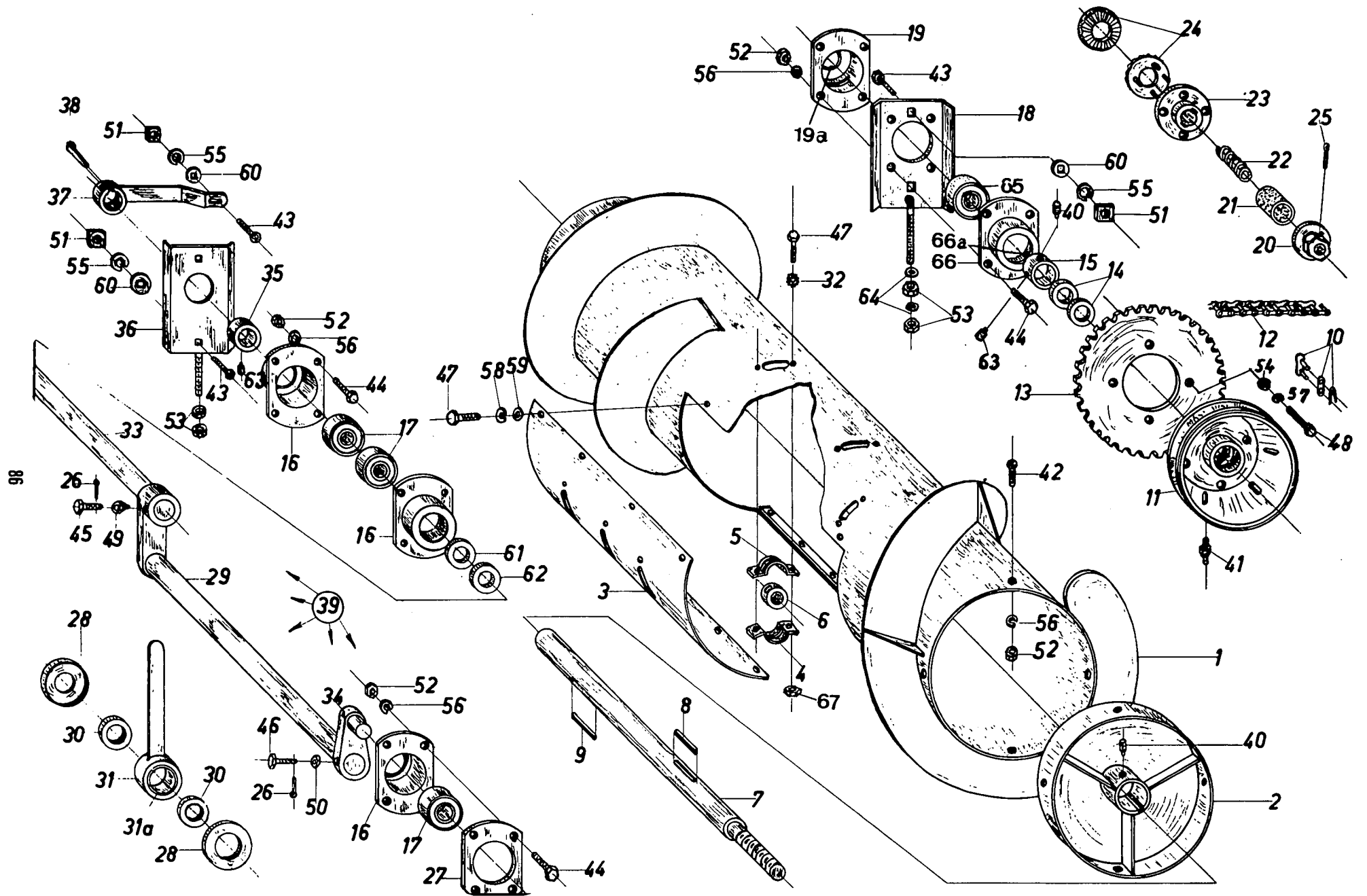
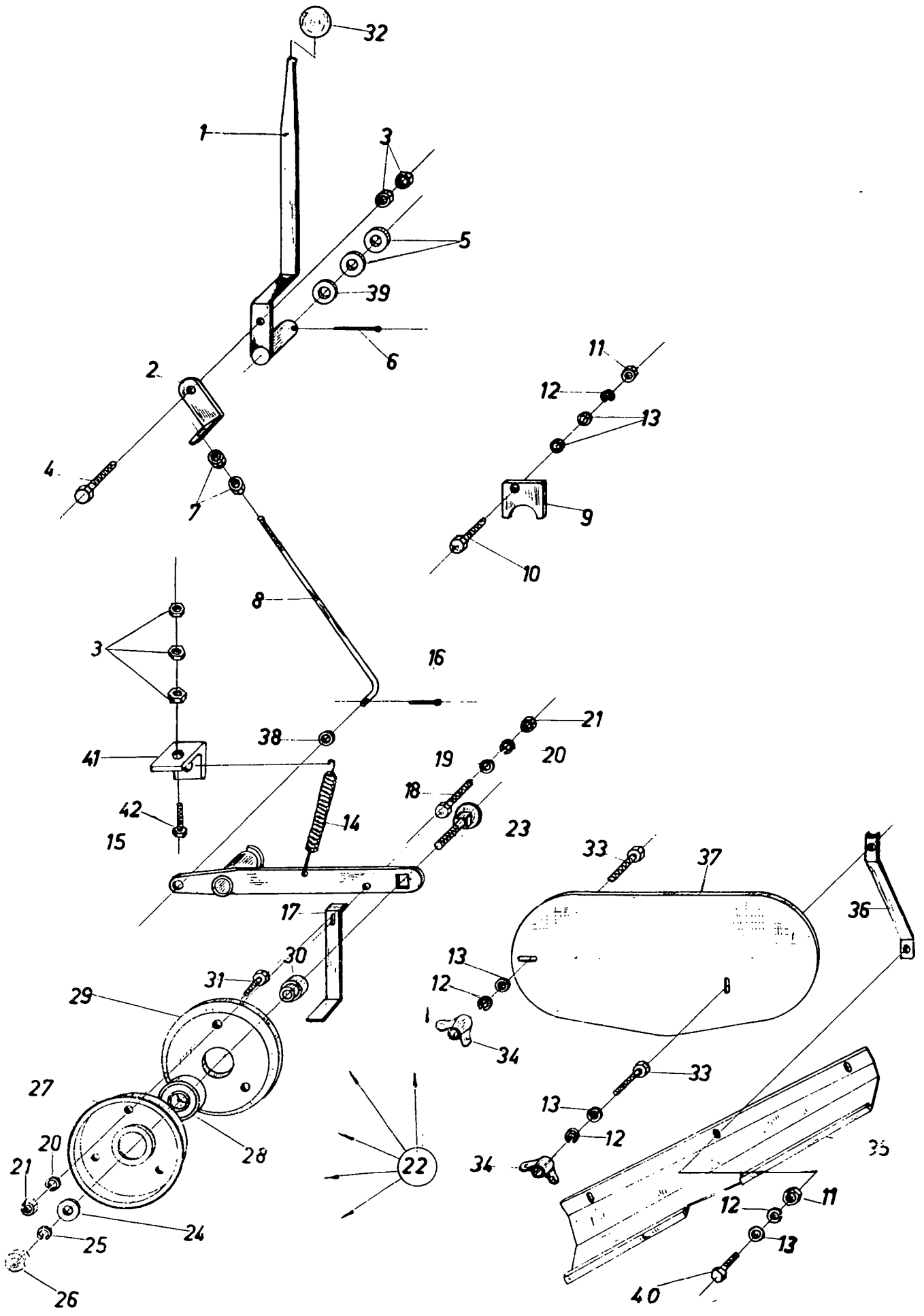


Fig.	Order ref.	Old reference	Qty.	Code	Description	N.B.
43	120044	DIN603-M12x30	5	38	Sq. neck carr. bolt	
44	120104	DIN933-M8x20-8G	16	38	Cap screw	
45	120062	DIN931-M8x70-8G	2	38	Cap screw	
46	120070	DIN931-M10x60-8G	1	38	Cap screw	
47	120099	DIN933-M6x20-8G	44	38	Cap screw	
48	120111	DIN931-M10x30-8G	4	26	Cap screw	
49	100029	DIN935-M8	2	38	Hex slotted nut	
50	100030	DIN935-M10	2	38	Hex slotted nut	
51	100018	DIN934-M12	9	38	Hex nut	
52	100015	DIN934-M8	24	38	Hex nut	
53	100018	DIN934-M12	4	38	Hex nut	
54	100016	DIN934-M10	4	26	Hex nut	
55	140029	DIN127-A12	4	38	Lockwasher	
56	140027	DIN127-A8	22	38	Lockwasher	
57	140028	DIN127-A10	6	26	Lockwasher	
58	140026	DIN127-A6	14	38	Lockwasher	
59	140015	DIN126-7	44	38	Plain washer	
60	140147	S27-14.40.3	9	26	Washer, special	
	140188	DIN440-V14	5	675	Washer, special	
61	140108	S13-31.37.1	AR	38	Plain washer	
62	140110	S13-31.40.3	AR	276	Plain washer	
63	110003	DIN915-AM10x12-10K	1	419	Set screw	
	110016	N5-M10.10	1	510	Set screw	
64	140018	DIN126-14	4	621	Plain washer	
65	210043	SKF 6206-2RS	1	26	Sealed ball bearing	
	210064	SKF 6206	1	675	Ball bearing	
66	310046	N40-62.16.1	1	26	Bearing housing	
	310049	N41-62.16.1	1	675	Bearing housing	
66a	220063	S125-45.65.5	1	675	Felt ring	incl.fig.66a
67	100014	DIN934-M6	30	19	Hex nut	

Code	7 : 409001 - 490999	Code	419 : 582001 - 602999
	19 : 409001 - 652999		441 : 582001 - 925999
	26 : 409001 - 753999		510 : 632001 - 925999
	32 : 409001 - 834999		570 : 663001 - 925999
	38 : 409001 - 925999		621 : 703001 - 925999
	251 : 501001 - 561999		669 : 764001 - 834999
	257 : 501001 - 652999		675 : 764001 - 925999
	264 : 501001 - 752999		725 : 845001 - 925999
	276 : 501001 - 925999		

- (a) Maaibord - Header - Tablier - Plattformwanne : 2,5 m - 8'2"
- (b) Ditto : 2,85 m - 9'4"
- (c) Ditto : 3 m - 9'10"
- (d) Ditto : 3,60 m - 11'10"
- (e) Ditto : 4,20 m - 13'10"
- (f) Ditto : 5,40 m - 17'10"

(g) Enkel op aanvraag - Only op special demand  
 Uniquement sur demande - Nur auf Anfrage





SCHAKELSYSTEEM MAAIBORD  
 FEED TABLE CLUTCH LEVER  
 DISPOSITIF D'ACCOUPLLEMENT  
 HANDHEBEL PLATTFORMEINRÜCKUNG

409001 - 925999

Fig.	Order ref.	Old reference	Qty.	Code	Description	N.B.
1	482949	MZ 574002	1	38	Clutch lever	
2	482951	MZ 574005	1	38	Lever stop	
3	100016	DIN934-M10	5	38	Hex nut	
4	120112	DIN931-M10x40-8G	1	38	Cap screw	
5		DIN126-25	1	7	Plain washer	
	140177	S13-23.35.0,5	1	276	Plain washer	
6	300419	DIN94-5x35	1	7	Cotter pin	
	130012	DIN94-5x50	1	264	Cotter pin	
	130010	DIN94-5x30	1	675	Cotter pin	
7	100018	DIN934-M12	2	38	Hex nut	
8	340085	MZ 574004	1	38	Adjusting rod	
9	482952	MZ 574006	1	38	Closing plate	
10	120106	DIN931-M8x40-8G	1	38	Cap screw	
11	100015	DIN934-M8	4	38	Hex nut	
12	322358	DIN127-A8	4	38	Lockwasher	
13	140016	DIN126-9,5	12	38	Plain washer	
14	180039	N52-22.190.3,5	1	38	Tension spring	
15	489377	MZ 574001	1	7	Tension lever	
	485278	MZ 574701	1	276	Tension lever	
16	130004	DIN94-3x25	1	7	Cotter pin	
	130008	DIN94-4x30	1	276	Cotter pin	
	482953	MZ 574007	1	38	Belt guide	
18	120101	DIN931-M6x30-8G	1	38	Cap screw	
19	140015	DIN126-7	1	276	Plain washer	
20	322357	DIN127-A6	4	38	Lockwasher	
21	100014	DIN934-M6	4	38	Hex nut	
22	030093	MZ 574000.01	1	38	Tension lever assy.	incl.fig.15,20,21,23,24, 25,26,27,28,29,30,31
23	120047	DIN603-M16x70	1	7	Sq. neck carr. bolt	
24	140020	DIN126-18	1	7	Plain washer	
25	140031	DIN127-A16	1	7	Lockwasher	
26	100020	DIN934-M16	1	7	Hex nut	
27	290122	N85-185.52.2	1	38	Pulley half	W/formed hub
28	210042	SKF 6205-2RS	1	38	Sealed ball bearing	
29	290119	N85-185.40.1	1	38	Pulley half	Plain
30	200073	N91-25.41.1	1	276	Idler bushing	
31	120099	DIN933-M6x15-8G	3	38	Cap screw	
32	330021	S95-40.8	1	38	Clutch lever knob	
33	120104	DIN933-M8x20-8G	4	38	Cap screw	
34	100005	DIN315-M8	2	276	Wing nut	
35	482954	MZ 574050	1	13	Shield	
	482955	MZ 575850	1	441	Shield	
36	482957	MZ 574352	1	257	Guard support	
	484529	MZ 576652	1	570	Guard support	
37	360067	MZ 574351	1	251	Guard	
	360068	MZ 575951	1	441	Guard	
38	140018	DIN126-14	2	38	Plain washer	
39	140101	S13-23.35.2,5	1	441	Washer	
40	120105	DIN931-M8x30-8G	1	441	Cap screw	
41	487900		1	725	Spring bracket	
42	120116	DIN933-M10x80-8G	1	725	Cap screw	

Code 7 : 409001 - 490999  
 13 : 409001 - 561999  
 38 : 409001 - 925999  
 251 : 501001 - 561999  
 257 : 501001 - 652999  
 264 : 501001 - 753999  
 276 : 501001 - 925999  
 441 : 582001 - 925999  
 570 : 663001 - 925999  
 675 : 764001 - 925999  
 725 : 845001 - 925999

06

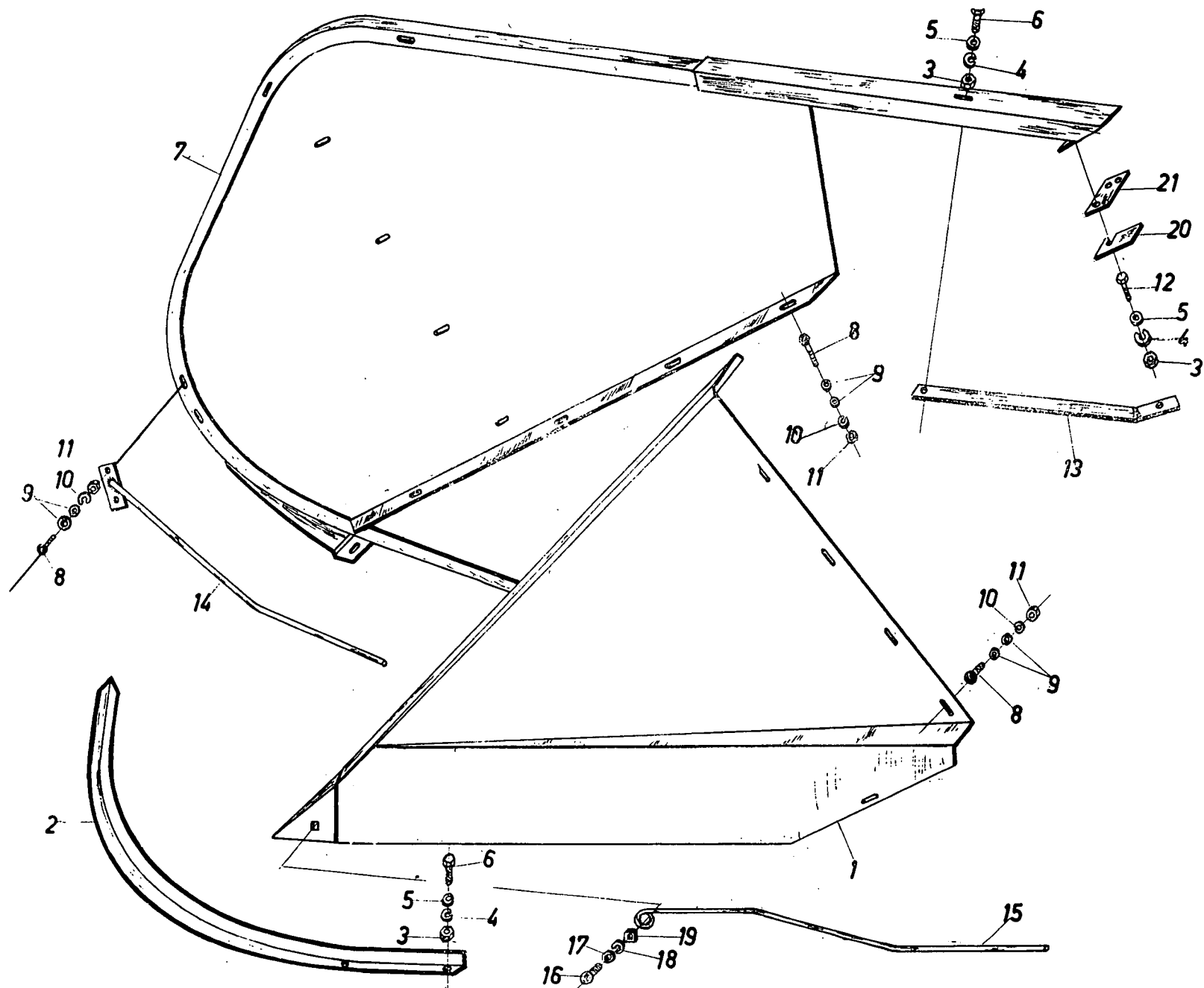


Fig.	Order ref.	Old reference	Qty.	Code	Description	N.B.
1	482925	MZ 554031	1	32	Divider	Right-hand
2	482931	MZ 554032	1	32	Divider	Left-hand
3	100015	DIN934-M8	8	32	Hex nut	
4	<del>332358</del>	DIN127-A8 322358	8	32	Lockwasher	
5	140016	DIN126-9,5	16	32	Plain washer	
6	120105	DIN931-M8x30-8G	5	32	Cap screw	
7	482919	MZ 554030	1	32	Divider, upper	Right-hand
8	120014	DIN86-AM6x20	13	32	Round hd. mach. screw	
9	140040	DIN440-R7	26	32	Plain washer	
10	322357	DIN127-A6	13	32	Lockwasher	
11	100014	DIN934-M6	13	32	Hex nut	
12	120104	DIN933-M8x20-8G	9	32	Cap screw	
13	482934	MZ 554033	1	32	Divider support	
14	482935	MZ 554034	1	270	Guide iron	
15	482938	MZ 554035	1	270	Guide iron	
16	120042	DIN603-M10x30	1	270	Sq. neck carr. bolt	
17	140017	DIN126-11,5	1	270	Plain washer	
18	140045	DIN127-A10	1	270	Lockwasher	
19	100016	DIN934-M10	1	257	Hex nut	
	100016	DIN557-M10	1	564	Square nut	

(\*) Enkel op aanvraag - Only on demand  
 Uniquement sur demande - Nur auf Anfrage

Code 32 : 409001 - 834999  
 257 : 501001 - 652999  
 270 : 501001 - 834999  
 564 : 663001 - 834999

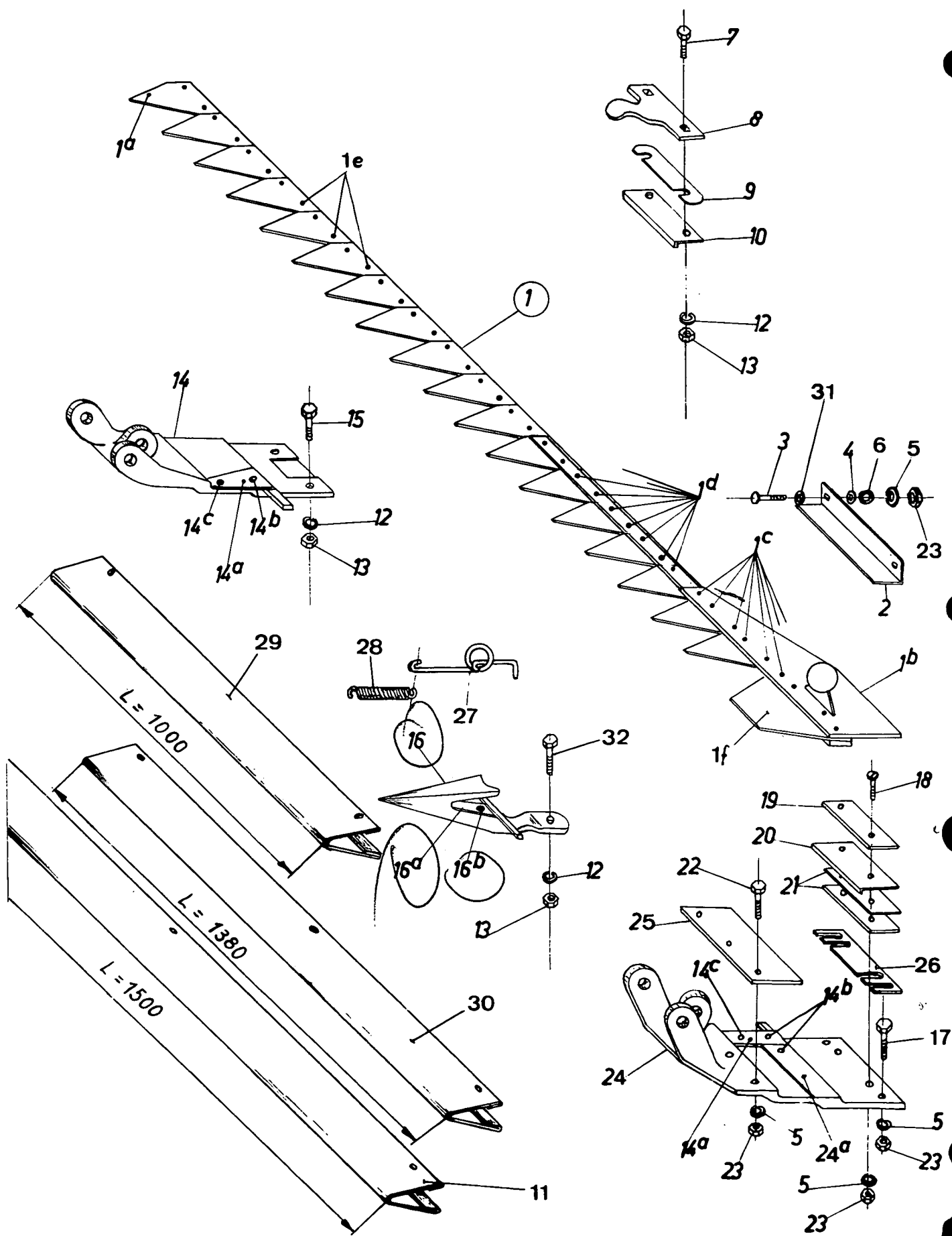


Fig.	Order ref.	Old reference	Qty.	Code	Description	N.B.
1	420003	MZ 25.534060	2	38	Knife assy.	(a)-(j) - incl.fig.1a,1b,1c,1d,1e,1f
	420042		2	675	Knife assy.	(b)-(j) - Ditto
	420004	MZ 30.534060	2	38	Knife assy.	(c)-(j) - Ditto
	420005	MZ 36.534060	2	38	Knife assy.	(d)-(j) - Ditto
	420037	MZ 42.534060	2	38	Knife assy.	(e)-(j) - Ditto
	420038		2	725	Knife assy.	(f)-(j) - Ditto
	420044	MZ 25.534061	2	38	Knife assy.	(a)-(k) - incl.fig.1a,1b,1c,1d,1e,1f
	420049		2	675	Knife assy.	(b)-(k) - Ditto
	420045	MZ 30.534061	2	38	Knife assy.	(c)-(k) - Ditto
	420039	MZ 36.534061	2	38	Knife assy.	(d)-(k) - Ditto
	420051	MZ 42.534061	2	38	Knife assy.	(e)-(k) - Ditto
	420053		2	725	Knife assy.	(f)-(k) - Ditto
	420046	MZ 25.534062	2	38	Knife assy.	(a)-(m) - incl.fig.1a,1b,1c,1d,1e,1f
	420050		2	675	Knife assy.	(b)-(m) - Ditto
	420047	MZ 30.534062	2	38	Knife assy.	(c)-(m) - Ditto
	420040	MZ 36.534062	2	38	Knife assy.	(d)-(m) - Ditto
	420052	MZ 42.534062	2	38	Knife assy.	(e)-(m) - Ditto
	420054		2	725	Knife assy.	(f)-(m) - Ditto
1a	420016	MZ 534060.05	AR	38	Knife section	(j)
	420016	MZ 534061.05	AR	38	Knife section -	<del>(j)</del> m
	420041	MZ 534062.05	AR	38	Knife section	<del>(j)</del> k
1b	420007	MZ 534060.01	1	38	Knife head	
1c	130035	DIN661-5x24	AR	38	Rivet, countersunk hd.	
1d	130072	DIN661-5x20	AR	38	Rivet, countersunk hd.	
1e	130034	DIN661-5x16	AR	38	Rivet, countersunk hd.	
1f	420017	MZ 534060.06	1	38	Guide plate	
2	482767	MZ 530129	1	38	Guide angle	
3	120037	DIN603-M8x20	2	38	Sq. neck carr. bolt	
4	140016	DIN126-9,5	2	38	Plain washer	
5	140027	DIN127-A8	9	38	Lockwasher	
6	140041	DIN440-R9,5	1	675	Plain washer	
7	120112	DIN931-M10x40-8G	AR	38	Cap screw	

- (a) Maaibord - Header - Tablier - Plattformwanne : 2,50 m - 8'2"
- (b) Ditto : 2,85 m - 9'4"
- (c) Ditto : 3 m - 9'10"
- (d) Ditto : 3,60 m - 11'10"
- (e) Ditto : 4,20 m - 13'10"
- (f) Ditto : 5,40 m - 17'10"

- (j) Ondergetand - Under serrated - Faucillée en-dessous - Unten gezahnt
- (k) Glad - Smooth - Lisse - Nicht gezahnt
- (m) Bovengetand - Upper serrated - Faucillée au-dessus - Oben gezahnt

(s) Voor de twee eerste vingers onder de meskop(fig. 1b) gebruik 120156.  
For the first two fingers under de knife head (fig. 1b) use 120156.  
Pour les deux premiers doigts sous la tête de lame (fig. 1b) utilisez 120156.  
Für de zwei ersten Finger unter dem Messerkopf (Fig. 1b) gebrauchen Sie 120156

Code 6 : 409001 - 480999      Code 675 : 764001 - 925999  
38 : 409001 - 925999      725 : 845001 - 925999  
245 : 490001 - 925999

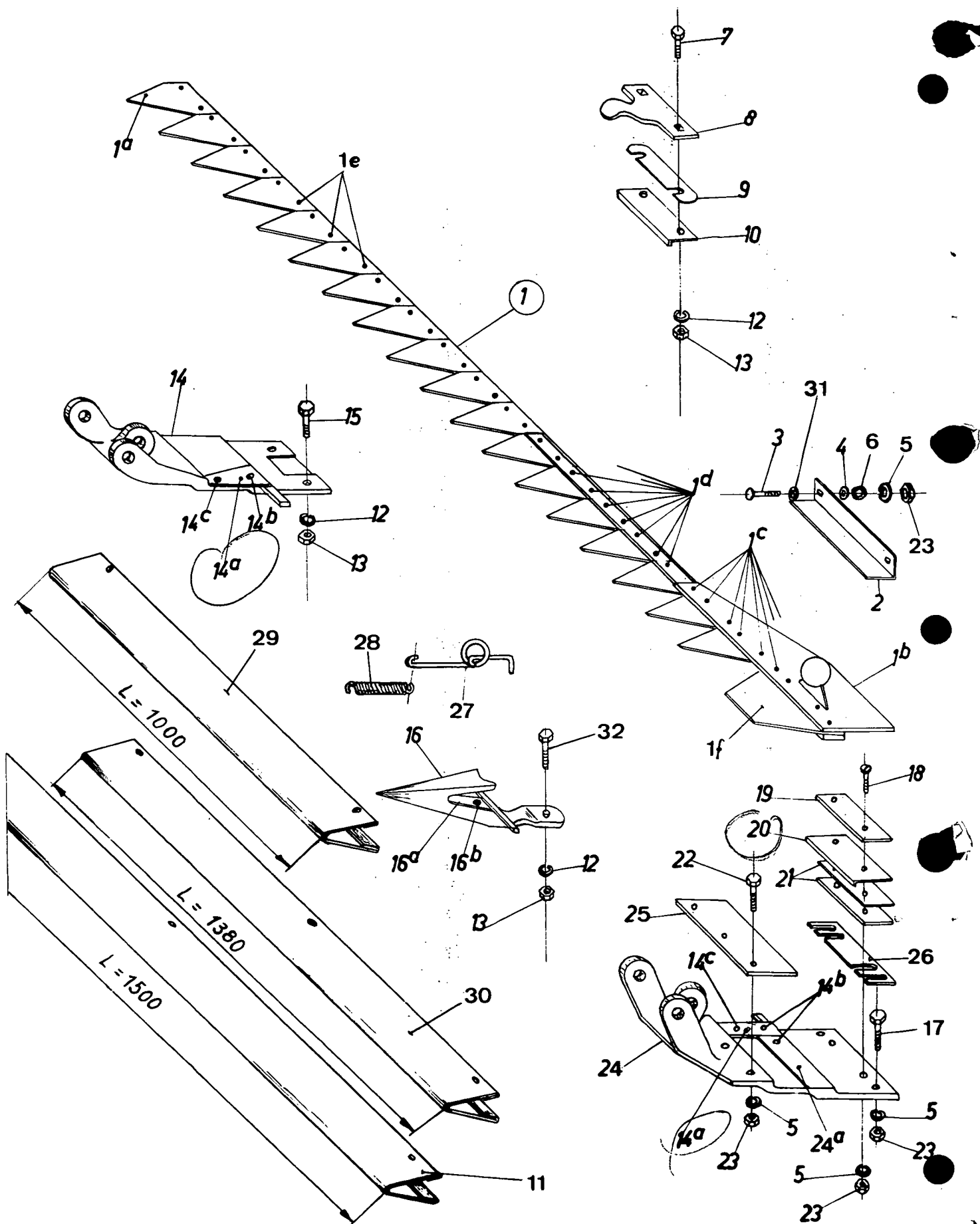


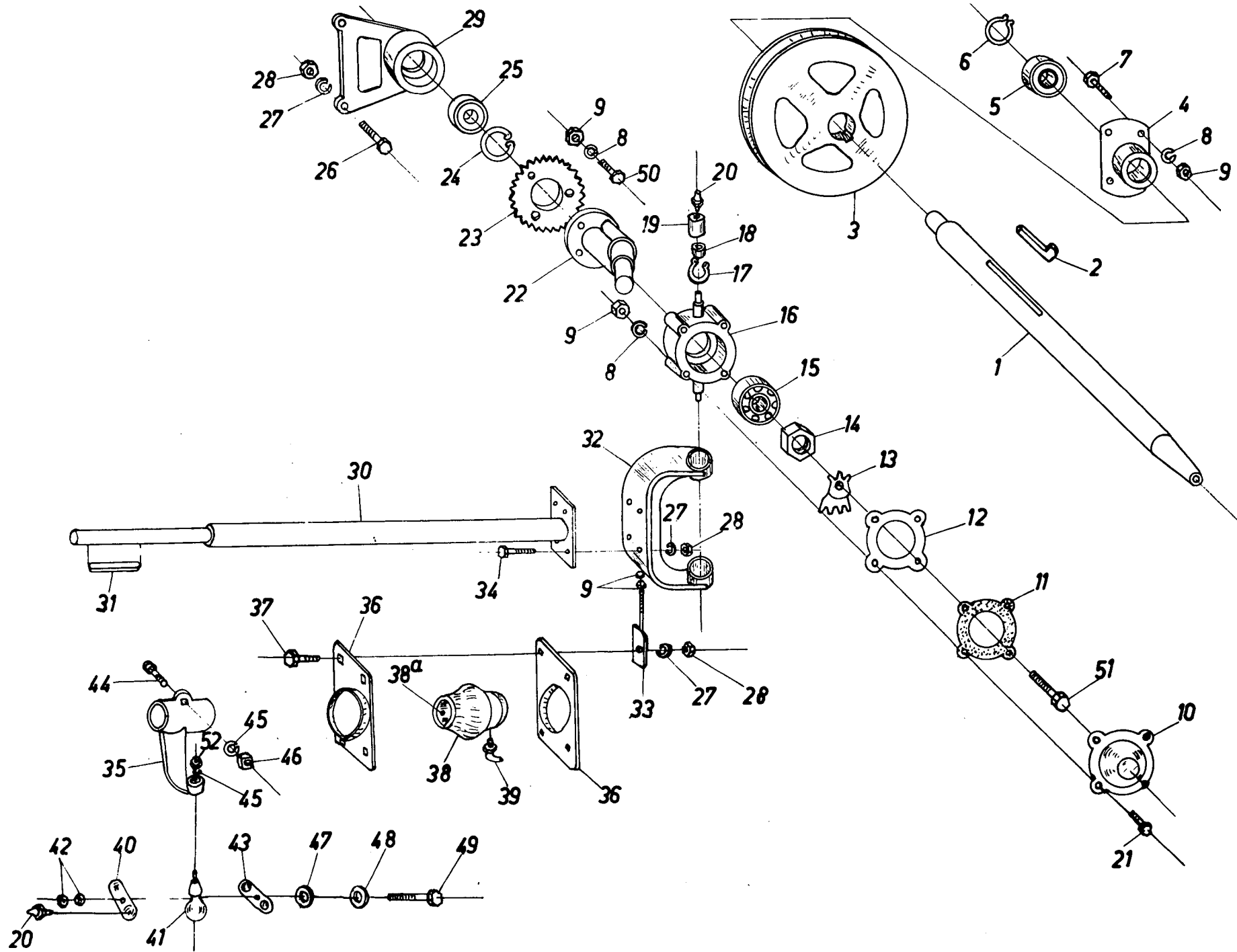
Fig.	Order ref.	Old reference	Qty.	Code	Description	N.B.
8	420035	MZ 534099	AR	38	Knife clip	
9	482769	MZ 530131	AR	38	Shim, knife clip	
10	420025	MZ 534094	AR	38	Wear plate	
11	360060	MZ 534072	1	38	Knife guard	(a)-(c)
	360060	MZ 534072	2	38	Knife guard	(e)
12	140045	DIN127-A10	AR	38	Lockwasher	
13	100016	DIN934-M10	AR	38	Hex nut	
14	420023	MZ 534093	1	38	Knife heel	incl.fig.14a,14b,14c
14a	420024	MZ 534093.01	1	38	Ledger plate	
14b	130032	DIN661-6x21	AR	38	Rivet, countersunk hd.	
14c	130031	DIN661-6x16	AR	38	Rivet, countersunk hd.	
15	120111	DIN931-M10x30-8G	2	38	Cap screw	
16	420030	MZ 534098	AR	38	Knife finger	incl.fig.16a,16b
16a	420063	MZ 534098.01	AR	6	Ledger plate	
	420031	MZ 534998.01	AR	245	Ledger plate	
16b	130033	DIN661-6x26	AR	38	Rivet, countersunk hd.	
17	120105	DIN931-M8x30-8G	2	38	Cap screw	
18	120004	DIN63-AM8x30	2	38	Countersunk hd. mach. screw	
19	420020	MZ 534063	1	38	Knife plate	
20	420026	MZ 534095	1	38	Wear plate	
21	420021	MZ 534064	2	38	Knife plate	
22	120104	DIN933-M8x20-8G	3	38	Cap screw	
23	100015	DIN934-M8	9	38	Hex nut	
24	420027	MZ 534096	1	38	Knife heel	incl.fig.24a
24a	420028	MZ 534096.01	1	38	Ledger plate	
25	420029	MZ 534097	1	38	Heel plate	
26	420022	MZ 534090	1	38	Shim	
27	180007	MZ 532270	AR	38	Spring	
28	180033	N52-10.77.1,5	AR	38	Spring	
29	360059	MZ 532271	1	38	Knife guard	(a)-(e)-(f)
	360059	MZ 532271	2	38	Knife guard	(d)
30	360061	MZ 534073	1	38	Knife guard	(b)-(c)-(d)
	360061	MZ 534073	3	38	Knife guard	(f)
31	140017	DIN126-11.5	2	38	Plain washer	
32	120111	DIN931-M10x30-8G	AR	38	Cap screw	(s)

- (a) Maaibord - Header - Tablier - Plattformwanne : 2,50 m - 8'2"  
 (b) Ditto : 2,85 m - 9'4"  
 (c) Ditto : 3 m - 9'10"  
 (d) Ditto : 3,60 m - 11'10"  
 (e) Ditto : 4,20 m - 13'10"  
 (f) Ditto : 5,40 m - 17'10"

- (j) Ondergetand - Under serrated - Faucillée en-dessous - Unten gezahnt  
 (k) Glad - Smooth - Lisse - Nicht gezahnt  
 (m) Bovengetand - Upper serrated - Faucillée au-dessus - Oben gezahnt

- (s) Voor de twee eerste vingers onder de meskop (fig. 1b) gebruik 120156.  
 For the first two fingers under de knife head (fig. 1b) use 120156.  
 Pour les deux premiers doigts sous la tête de lame (fig. 1b) utilisez 120156.  
 Für de zwei ersten Finger unter dem Messerkopf (Fig. 1b) gebrauchen Sie 120156.

Code 6 : 409001 - 480999      Code 675 : 764001 - 925999  
 38 : 409001 - 925999      725 : 845001 - 925999  
 245 : 490001 - 925999





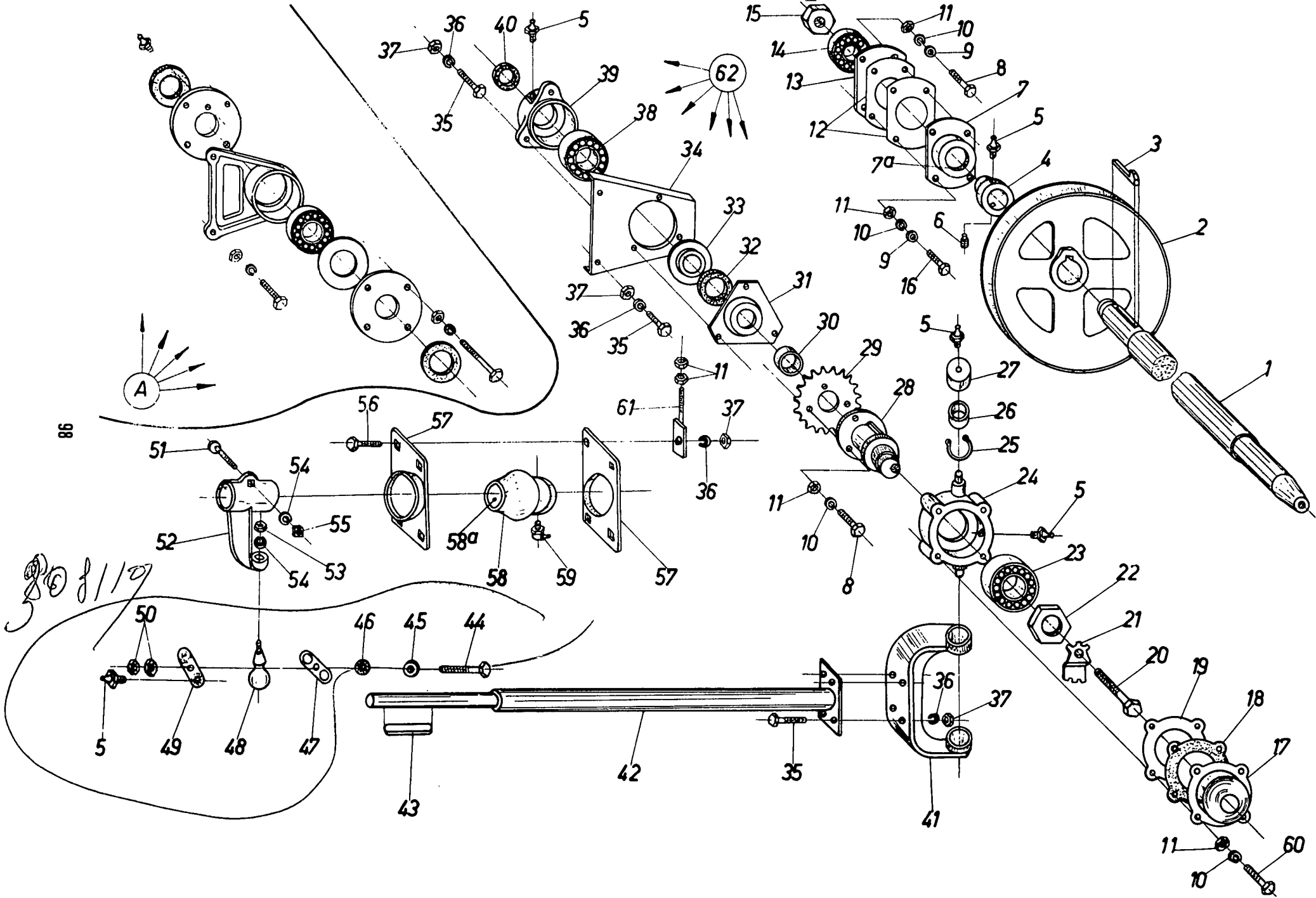
MESAANDRIJVING - SICKLE KNIFE DRIVE  
 COMMANDE DE LA LAME - MESSERANTRIEB

409001 - 490999

Fig.	Order ref.	Old reference	Qty.	Code	Description	N.B.
1	260208	MZ 25.534003	1	7	Intermediate drive shaft	(a)
	260210	MZ 30.534003	1	7	Intermediate drive shaft	(b)
	260213	MZ 36.534003	1	7	Intermediate drive shaft	(c)
	260215	MZ 42.534003	1	7	Intermediate drive shaft	(d)
2	170027	S66-10.8,5.56	1	7	Gib key	
3	290089	N73-290.35.2	1	7	Sheave, single groove	
4	310046	N40-62.16.1	1	7	Bearing housing	
5	210043	SKF 6206-2RS	1	7	Sealed ball bearing	
6	370003	DIN471-30	1	7	Snap ring	
7	120103	DIN933-M8x15-8G	8	7	Cap screw	
8	140027	DIN127-A8	12	7	Lockwasher	
9	100015	DIN934-M8	14	7	Hex nut	
10	310068	N66-100.1	1	7	Bearing shield	
11	310087	N67-70.100.2	1	7	Gasket	
12	310086	N67-70.100.1	1	7	Shield plate	
13	482765	MZ 530112	1	7	Nut retainer	
14	100035	DIN936-M35x1,5	1	7	Hex nut	
15	210036	SKF 3208	1	7	Ball bearing	
16	320057	MZ 534013	1	7	Bearing housing	
17	370006	DIN471-40	2	7	Snap ring	
18	200193	MZ 534015	2	7	Bushing, internal	
19	200192	MZ 534009	2	7	Bushing, external	
20	332038	DIN71412-AM10x1	5	7	Grease fitting	
21	120107	DIN931-M8x50-8G	4	7	Cap screw	
22	482763	MZ 534010	1	7	Shifter arm	
23	270008	N20-110.50.1	1	7	Sprocket	
24	370018	DIN472-72	1	7	Snap ring	
25	210044	SKF6207-2RS	1	7	Sealed ball bearing	
26	120112	DIN931-M10x40-8G	2	7	Cap screw	
27	140045	DIN127-A10	10	7	Lockwasher	
28	100016	DIN934-M10	10	7	Hex nut	
29	030195	N65-35.127.1	1	7	Bearing housing	
30	260103	MZ 534002	1	7	Drive shaft	
31	170016	S61-12.8.80	1	7	Key	
32	482755	MZ 534001	1	7	Bearing housing support	
33	340065	MZ 534011	2	7	Adjusting rod	
34	120111	DIN931-M10x30-8G	4	7	Cap screw	
35	484490	MZ 534004	1	7	Connecting lever	
36	310102	MZ 533908	2	7	Bearing plate	
37	120112	DIN931-M10x40-8G	4	7	Cap screw	
38	040017	MZ 534006	1	7	Spherical bearing	incl.fig.38a
38a	210030	S107-40.44.40	2	7	Bushing	
39	332039	DIN71412-BM10x1	1	7	Grease fitting	
40	420002	MZ 534033	1	7	Connecting shell	incl. 2x fig. 20
41	120186	MZ 534020	1	7	Drive bolt	
42	100017	DIN934-M10x1	2	7	Hex nut, special	
43	420001	MZ 534032	1	7	Connecting shell	
44	120045	DIN603-M12x60	1	7	Sq. neck carr. bolt	
45	140046	DIN127-A12	2	7	Lockwasher	
46	100018	DIN934-M12	1	7	Hex nut	
47	190051	MZ 530124	1	7	Rubber washer	
48	140082	S13-11.40.3	1	7	Retaining washer	
49	120135	DIN960-M10x1x70-8G	1	7	Cap screw, special	
50	120105	DIN931-M8x30-8G	3	7	Cap screw	
51	300810	DIN931-M12x85-8G	1	7	Cap screw	
52	100018	DIN934-M12	1	7	Hex nut	

- (a) Maaibord - Header - Tablier - Plattformwanne : 2,50 m - 8'2"  
 (b) Ditto : 3 m - 9'10"  
 (c) Ditto : 3,60 m - 11'10"  
 (d) Ditto : 4,20 m - 13'10"

Code 7 : 409001 - 490999



80 8/19



MESAANDRIJVING - SICKLE KNIFE DRIVE  
 COMMANDE DE LA LAME - MESSERANTRIEB

501001 - 561999

Fig.	Order ref.	Old reference	Qty.	Code	Description	N.B.
1	260209	MZ 25.535003	1	251	Intermediate drive shaft	(a)
	260212	MZ 30.535003	1	251	Intermediate drive shaft	(b)
	260214	MZ 36.535003	1	251	Intermediate drive shaft	(c)
	260216	MZ 42.535003	1	251	Intermediate drive shaft	(d)
2	290089	N73-290.35.2	1	251	Sheave	
3	170025	S66-8.7.5.56	1	251	Gib key	
4	300016	N59-35.50.1	1	251	Locking collar	incl.fig.5,6
5	332038	DIN71412-AM10x1	7	251	Grease fitting	
6	110003	DIN915-AM10x12-10K	1	251	Set screw	
7	310049	N41-62.16.1	1	251	Bearing housing	incl.fig.7a
7a	220012	DIN5419-45	1	251	Felt ring	
8	120105	DIN931-M8x30-8G	5	251	Cap screw	
9	140016	DIN126-9.5	4	251	Plain washer	
10	140027	DIN127-A8	11	251	Lockwasher	
11	100015	DIN934-M8	13	251	Hex nut	
12	310084	N67-54.75.1	2	251	Bearing shield	
13	310085	N67-54.75.2	1	251	Bearing cover	
14	210033	SKF 1206	1	251	Ball bearing	
15	100033	DIN936-M24x1.5	1	251	Hex nut	
16	120104	DIN933-M8x20-8G	2	251	Hex nut	
17	310068	N66-100.1	1	251	Bearing cap	
18	310087	N67-70.100.2	1	251	Gasket	
19	310086	N67-70.100.1	1	251	Bearing plate	
20	120183	DIN931-M12x90-8G	1	251	Cap screw	
21	482765	MZ 530112	1	251	Retaining plate	
22	100035	DIN936-M35x1.5	1	251	Hex nut	
23	210036	SKF 3208	1	251	Ball bearing	incl.fig.5
24	320057	MZ 534013	1	251	Bearing housing	
25	370006	DIN471-40	2	251	Snap ring	
26	200193	MZ 534015	2	251	Bushing, internal	
27	200192	MZ 534009	2	251	Bushing, external	
28	482763	MZ 534010	1	251	Shifter arm	
29	270008	N20-110.50.1	1	251	Sprocket	
30	200355	S101-35.40.12	1	251	Spacer	
31	310076	N67-40.110.1	1	251	Bearing shield	

Code 251 : 501001 - 561999

- (a) Maaibord - Header - Tablier - Plattformwanne : 2,50 m - 8'2"
- (b) Ditto : 3 m - 9'10"
- (c) Ditto : 3,60 m - 11'10"
- (d) Ditto : 4,20 m - 13'10"

- (e) Niet meer leverbaar ; gebruik fig. 62  
 Not longer deliverable ; use fig. 62  
 N'est plus livrable ; utilisez fig. 62  
 Nicht mehr lieferbar ; gebrauchen Sie fig. 62

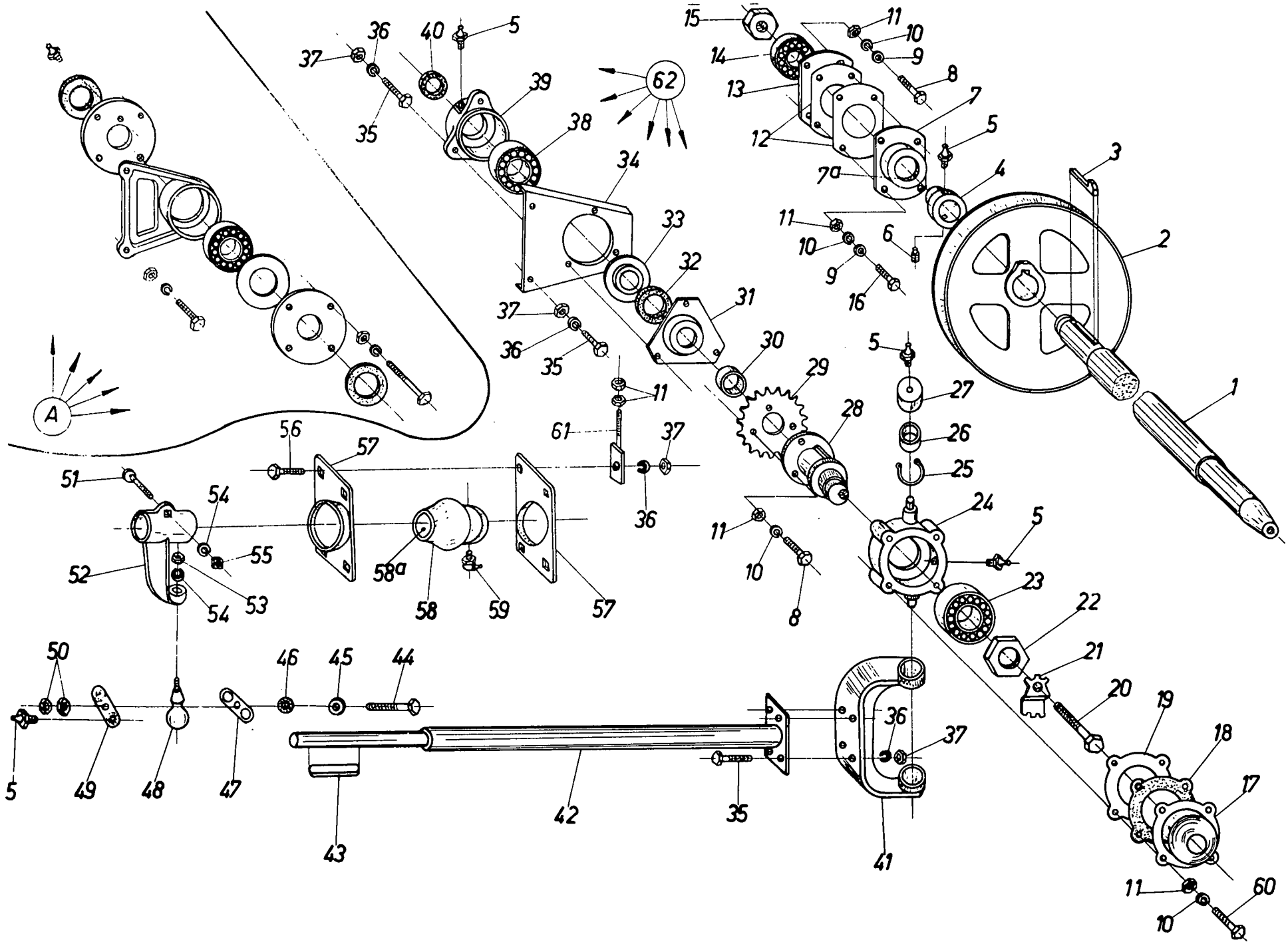
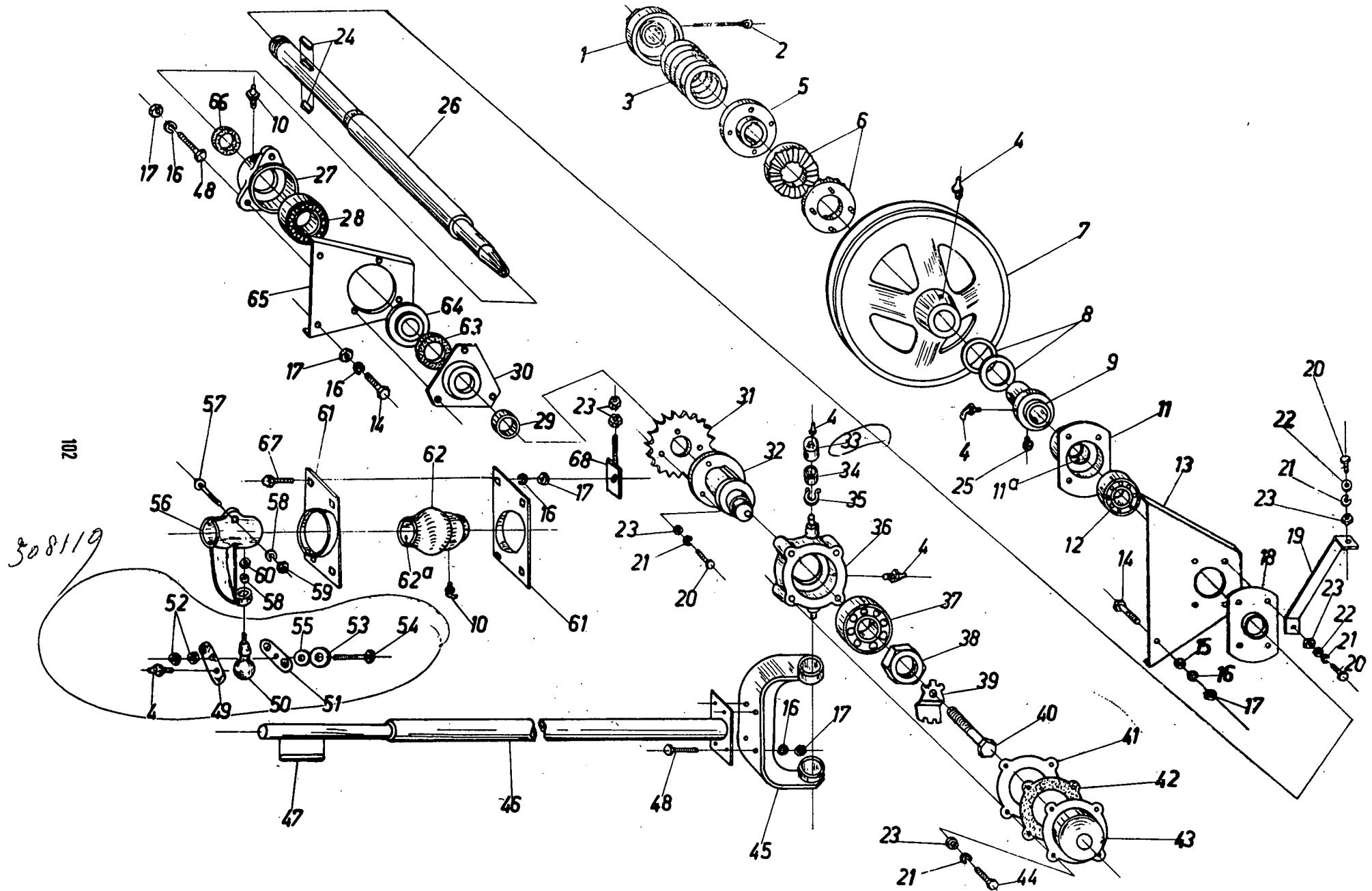


Fig.	Order ref.	Old reference	Qty.	Code	Description	N.B.
32	220011	DIN5419-40	1	251	Felt ring	
33	310075	N67-40.80.1	1	251	Felt ring retainer	
34	482766	MZ 535119	1	251	Support	
35	120111	DIN931-M10x30-8G	9	251	Cap screw	
36	140045	DIN127-A10	13	251	Lockwasher	
37	100016	DIN934-M10	13	251	Hex nut	
38	210037	SKF 4207	1	251	Ball bearing	
39	320043	N65-35.110.3	1	251	Bearing housing	incl.fig.5
40	220010	DIN5419-35	1	251	Felt ring	
41	482755	MZ 534001	1	251	Bearing housing support	
42	260103	MZ 534002	1	251	Drive shaft	
43	170016	S61-12.8.80	1	251	Key	
44	120135	DIN960-M10x1x70-8G	1	251	Cap screw, special	
45	140082	S13-11.40.3	1	251	Plain washer	
46	190051	MZ 530124	1	251	Rubber washer	
47	420001	MZ 534032	1	251	Connecting shell	
48	120186	MZ 534020	1	251	Drive bolt	
49	420002	MZ 534033	1	251	Connecting shell	incl.2x.fig. 5
50	100017	DIN934-M10x1	2	251	Hex nut, special	
51	120045	DIN603-M12x60	1	251	Sq. neck carr. bolt	
52	484490	MZ 534004	1	251	Connecting lever	
53	100018	DIN934-M12	1	251	Hex nut	
54	140046	DIN127-A12	2	251	Lockwasher	
55	100018	DIN557-M12	1	251	Square nut	
56	120112	DIN931-M10x40-8G	4	251	Cap screw	
57	310102	MZ 533908	2	251	Bearing plate	
58	040017	MZ 534006	1	251	Spherical bearing	incl.fig.58a
58a	210030	S107-40.44.40	2	251	Bushing	
59	332039	DIN71412-BM10x1	1	251	Grease fitting	
60	120107	DIN931-M8x50-8G	4	251	Cap screw	
61	340065	MZ 534011	2	251	Adjusting rod	
62	030195	MZ 534000.19	1	251	Bearing assy.	(e)
A						

Code 251 : 501001 - 561999

- (a) Maaibord - Header - Tablier - Plattformwanne : 2,50 m - 8'2"
- (b) Ditto : 3 m - 9'10"
- (c) Ditto : 3,60 m - 11'10"
- (d) Ditto : 4,20 m - 13'10"

- (e) Niet meer leverbaar ; gebruik fig. 62  
 Not longer deliverable ; use fig. 62  
 N'est plus livrable ; utilisez fig. 62  
 Nicht mehr lieferbar ; gebrauchen Sie fig. 62



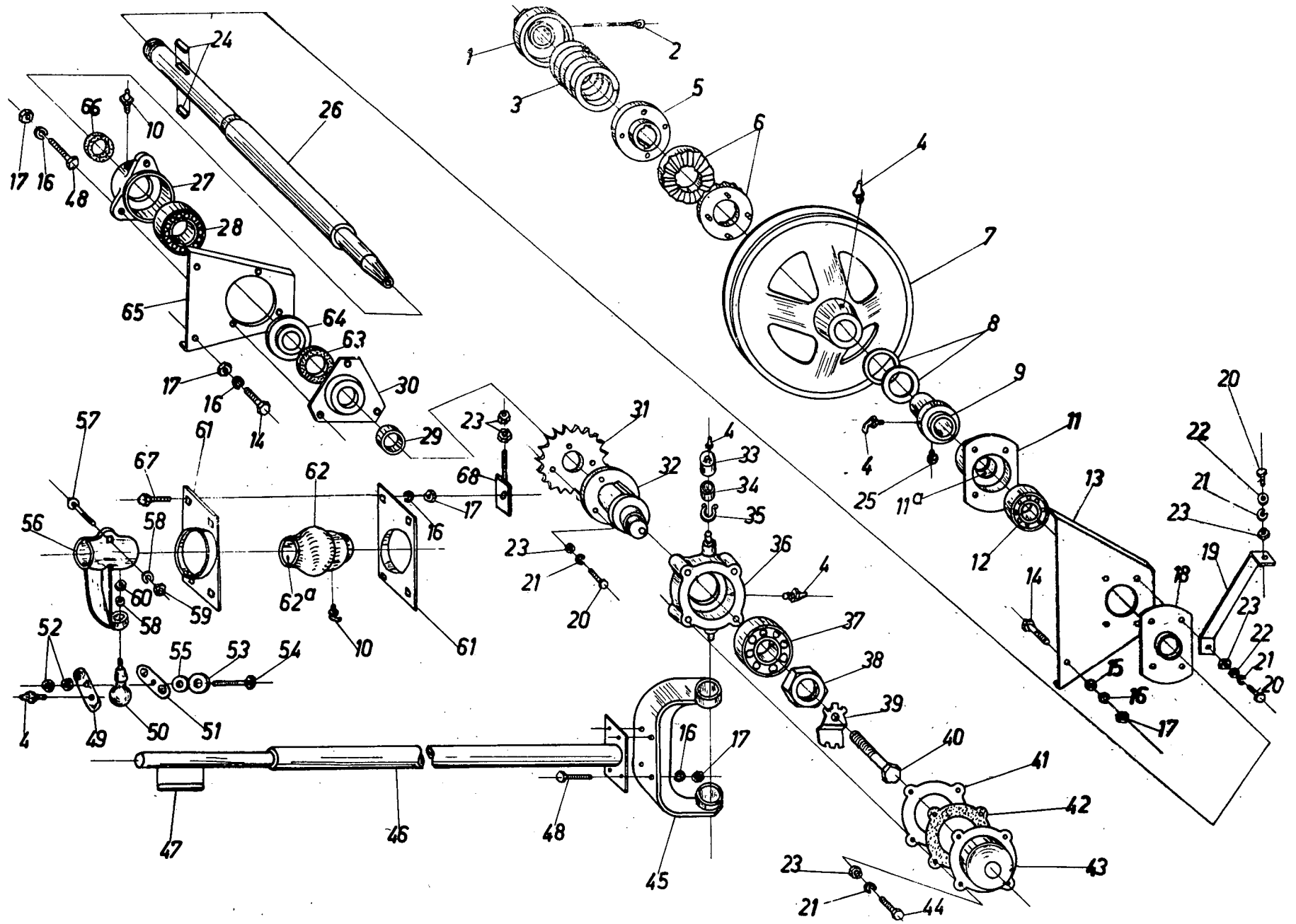
102

308119

Fig.	Order ref.	Old reference	Qty.	Code	Description	N.B.
1	309135	N31-85.30.1	1	429	Spring retaining nut	
2	130016	DIN94-6x60	1	429	Cotter pin	
3	180026	N50-58.110.12	1	429	Spring	
4	332038	DIN71412-AM10x1	9	429	Grease fitting	
5	280042	N32-90.30.1	1	429	Clutch hub	
6	280058	N30-85.50.1	2	429	Clutch, half	
7	290090	N73-290.40.1	1	429	Sheave, single groove	incl.fig.4
8	140061	MZ 734979	2	429	Washer	
9	300015	N59-30.60.1	1	429	Sheave sleeve	incl.fig.4,25
10	120112	DIN931-M10x40-8G	4	429	Cap screw	
11	310049	N41-62.16.1	1	429	Bearing housing	incl.fig.11a
11a	220012	DIN5419-45	1	429	Felt ring	
12	210033	SKF 1206	1	429	Ball bearing	
13	483167	MZ 734977	1	429	Support	
14	120111	DIN933-M10x30-8G	2	429	Cap screw	
15	140017	DIN126-11,5	3	429	Plain washer	
16	140045	DIN127-A10	12	429	Lockwasher	
17	100016	DIN934-M10	12	429	Hex nut	
18	310074	N67-36.75.1	1	429	Bearing shield	
19	483168	MZ 734978	1	429	Support	
20	120105	DIN931-M8x30-8G	8	429	Cap screw	
21	322358	DIN127-A8	18	429	Lockwasher	
22	140016	DIN126-9,5	5	429	Plain washer	
23	100015	DIN934-M8	22	429	Hex nut	
24	170007	S61-8.7.36	2	429	Key	
25	110003	DIN915-AM10x12.10K	1	429	Set screw	
26	260057	MZ 734976	1	429	Intermediate drive shaft	(a)
	260046	MZ 30.535803	1	429	Intermediate drive shaft	(b)
	260047	MZ 36.535803	1	429	Intermediate drive shaft	(c)
	260048	MZ 42.535803	1	429	Intermediate drive shaft	(d)
27	320043	N65-35.110.3	1	429	Bearing housing	incl.fig.4
28	210037	SKF 4207	1	429	Ball bearing	
29	200355	S101-35.40.12	1	425	Spacer	
	200150	S101-35.40.13	1	609	Spacer	
30	310076	N67-40.110.1	1	429	Retainer plate	
31	270008	N20-110.50.1	1	429	Sprocket	
32	482763	MZ 534010	1	429	Shifter arm	
33	200192	MZ 534009	2	429	Bushing, outer	

(\*) Code 425 : 582001 - 693999  
 429 : 582001 - 753999  
 609 : 703001 - 753999

(a) Maaibord - Header - Tablier - Plattformwanne : 2,50 m - 8'2"  
 (b) Ditto : 3 m - 9'10"  
 (c) Ditto : 3,60 m - 11'10"  
 (d) Ditto : 4,20 m - 13'10"





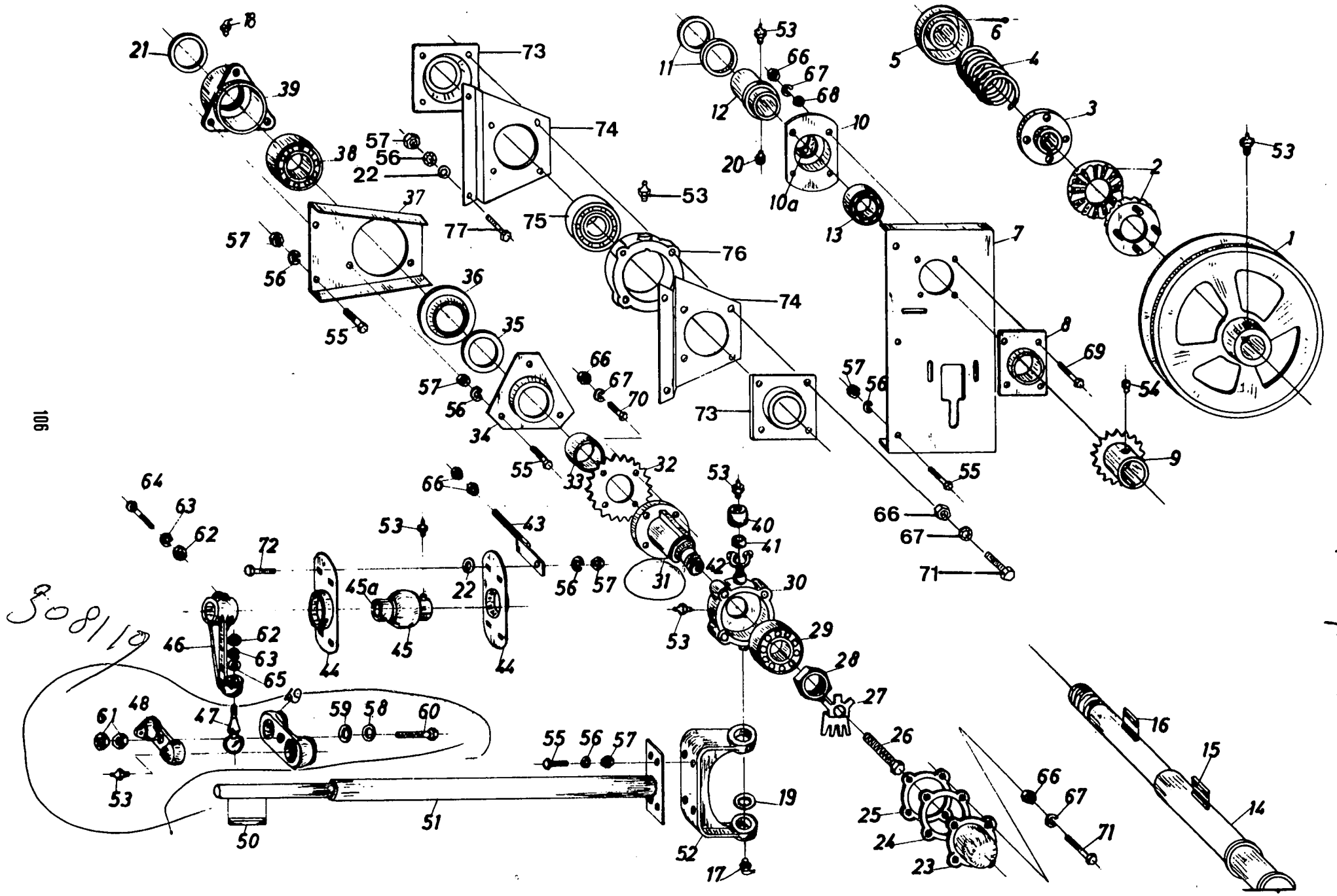
MESAANDRIJVING - SICKLE KNIFE DRIVE  
 COMMANDE DE LA LAME - MESSERANTRIEB

582001 - 753999

Fig.	Order ref.	Old reference	Qty.	Code	Description	N.B.
34	200193	MZ 534015	2	429	Bushing, inner	
35	370006	DIN471-40	2	429	Snap ring	
36	320057	MZ 534013	1	429	Bearing housing	
37	210036	SKF 3208	1	429	Ball bearing	
38	100035	DIN936-M35x1,5	1	429	Hex nut	
39	482765	MZ 530112	1	429	Retaining plate	
40	120183	DIN931-M12x90-8G	1	429	Cap screw	
41	310086	N67-70.100.1	1	429	Bearing plate	
42	310087	N67-70.100.2	1	429	Gasket	
43	310068	N66-100.1	1	429	Bearing cap	
44	120107	DIN931-M8x50-8G	4	429	Cap screw	
45	482755	MZ 534001	1	429	Bearing housing support	
46	260103	MZ 534002	1	429	Drive shaft	
47	170016	S61-12.8.80	1	429	Key	
48	120111	DIN931-M10x30-8G	4	429	Cap screw	
49	420002	MZ 534033	1	429	Connecting shell	incl. 2xfig.4
50	120186	MZ 534020	1	429	Drive bolt	
51	420001	MZ 534032	1	429	Connecting shell	
52	100017	DIN934-M10x1	2	429	Hex nut, special	
53	140042	DIN440-R11,5	1	425	Plain washer	
	306506	S13-11.40.3	1	609	Plain washer	
54	120135	DIN960-M10x1x70-8G	1	429	Cap screw, special	
55	190051	MZ 530124	1	429	Rubber washer	
56	484490	MZ 534004	1	429	Connecting lever	
57	120045	DIN603-M12x60	1	429	Sq. neck carr. bolt	
58	140046	DIN127-A12	2	429	Lockwasher	
59	100018	DIN557-M12	1	429	Square nut	
60	100018	DIN934-M12	1	429	Hex nut	
61	310102	MZ 533908	2	429	Bearing plate	
62	040017	MZ 534006	1	429	Spherical bearing	incl. 2xfig. 62a
62a	210030	S107-40.44.40	2	429	Bearing bushing	
63	220011	DIN5419-40	1	429	Felt ring	
64	310075	N67-40.80.1	1	429	Felt ring retainer	
65	482766	MZ 535119	1	429	Support	
66	220010	DIN5419-35	1	429	Felt ring	
67	120112	DIN931-M10x40-8G	4	429	Cap screw	
68	340066	MZ 535811	2	429	Adjusting rod	

(\*) Code 425 : 582001 - 693999  
 429 : 582001 - 753999  
 609 : 703001 - 753999

(a) Maaibord - Header - Tablier - Plattformwanne : 2,50 m - 8'2"  
 (b) Ditto : 3 m - 9'10"  
 (c) Ditto : 3,60 m - 11'10"  
 (d) Ditto : 4,20 m - 13'10"



308119

AH: GLENN

MESAANDRIJVING - SICKLE KNIFE DRIVE  
 COMMANDE DE LA LAME - MESSERANTRIEB

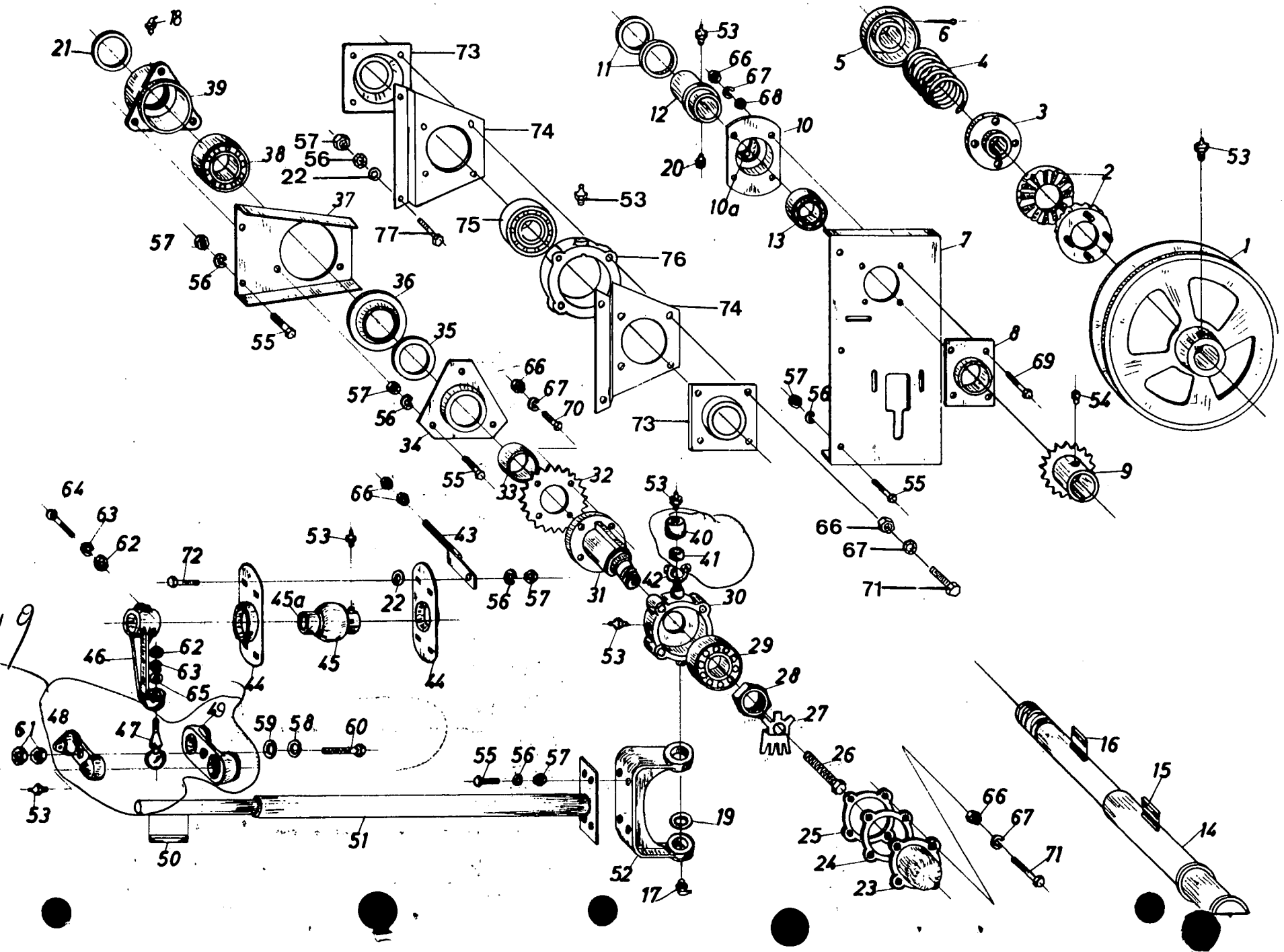
764001 - 925999

Fig.	Order ref.	Old reference	Qty.	COde	Description	N.B.
1	290090	N73-290.40.1	1	675	Sheave, single groove	incl.fig.53
2	280058	N30-85.50.1	2	675	Clutch halve	
3	280042	N32-90.30.1	1	675	Clutch flange	
4	180026	N50-58.110.12	1	675	Spring	
5	309135	N31-85.30.1	1	675	Spring retaining nut	
6	130016	DIN94-6x60	1	675	Cotter pin	
7	485899		1	675	Support	
8	310074	N67-36.75.1	1	675	Bearing shield	
9	270047		1	675	Sprocket	incl.fig.54
10	310049	N41-62.16.1	1	675	Bearing housing	incl.fig.10a
10a	220012	DIN5419-45	1	675	Felt ring	
11	140061	MZ 734979	2	675	Washer	
12	300015	N59-30-60-1	1	675	Sheave sleeve	incl.fig.12,53
13	210033	SKF 1206	1	675	Ball bearing	
14	309700	260129	1	675	Intermediate drive shaft	(a)-(b)
	309701	260130	1	675	Intermediate drive shaft	(c)
	309702	260131	1	675	Intermediate drive shaft	(d)
	309703	260132	1	675	Intermediate drive shaft	(e)
	309705	260148	1	725	Intermediate drive shaft	(f)
15	170033		1	675	Key	
16	170007	S61-8.7.36	1	675	Key	
17	332040	DIN71412-CM10x1	1	675	Grease fitting	
18	332039	DIN71412-BM10x1	1	675	Grease fitting	
19	140124	S13-41.50.0,5	4	675	Washer	
20	110134	DIN915-AM10x20-10K	1	675	Set screw	
21	220010	DIN5419-35	1	675	Felt ring	
22	140017	DIN126-11,5	4	725	Plain washer	
23	310068	N66-100-1	1	675	Bearing cap	
24	310087	N67-70.100.2	1	675	Gasket	
25	310086	N67-70.100.1	1	675	Bearing plate	
26	120183	DIN931-M12x90-8G	1	675	Cap screw	
27	482765	MZ 530112	1	675	Retaining plate	
28	100035	DIN936-M35x1,5	1	675	Hex nut	
29	210036	SKF 3208	1	675	Ball bearing	
30	320057	MZ 534013	1	675	Bearing housing	
31	482763	MZ 534010	1	675	Shifter arm	
32	270008	N20-110.50.1	1	675	Sprocket	
33	200150	S101-35.40.13	1	675	Spacer	
34	310076	N67-40.110.1	1	675	Bearing shield	
35	220011	DIN5419-40	1	675	Felt ring	
36	310075	N67-40.80.1	1	675	Felt ring retainer	
37	482766	MZ 535119	1	675	Support	

Code 675 : 764001 - 925999  
 725 : 845001 - 925999

(a) Maaibord - Header - Tablier - Plattformwanne : 2,50 m - 8'2"  
 (b) Ditto : 2,85 m - 9'4"  
 (c) Ditto : 3 m - 9'10"  
 (d) Ditto : 3,60 m - 11'10"  
 (e) Ditto : 4,20 m - 13'10"  
 (f) Ditto : 5,40 m - 17'10"

308119



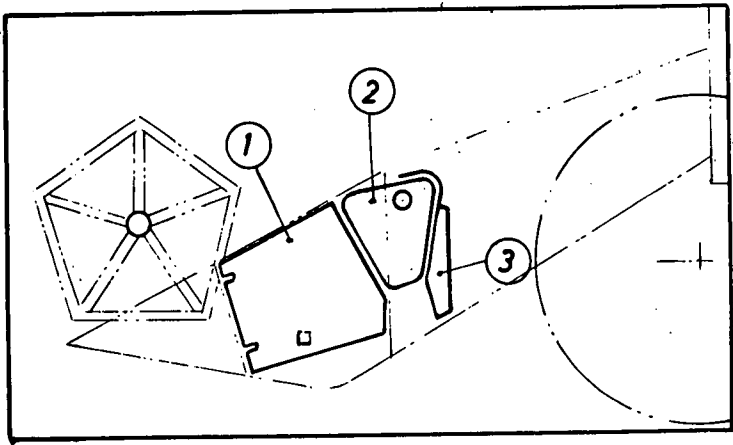
MESAANDRIJVING - SICKLE KNIFE DRIVE  
 COMMANDE DE LA LAME - MESSERANTRIEB

764001 - 925999

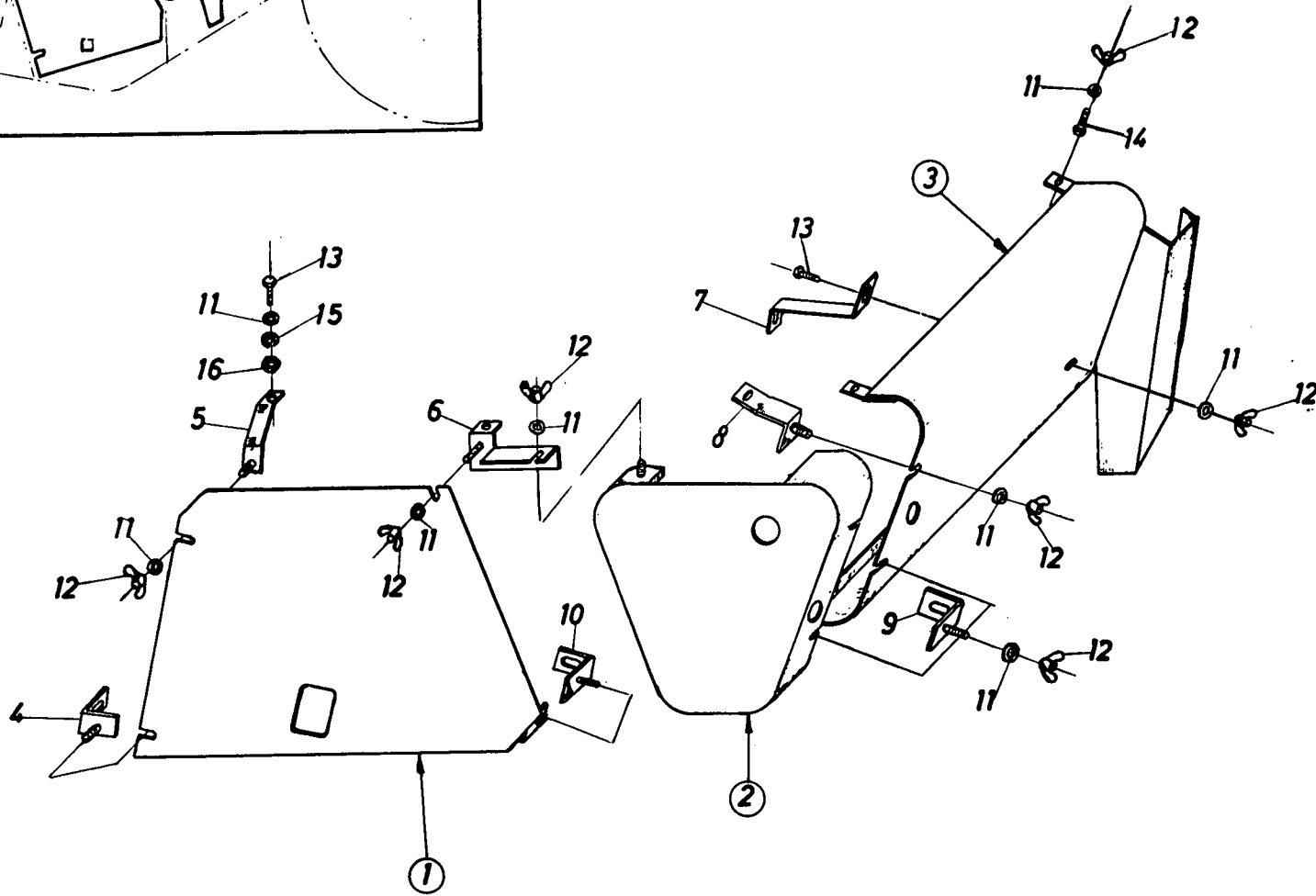
Fig.	Order ref.	Old reference	Qty.	Code	Description	N.B.
38	210037	SKF 4207	1	675	Ball bearing	
39	320043	N65-35.110.5	1	675	Bearing housing	incl.fig.18
40	200192	MZ 534009	2	675	Bushing, external	
41	200193	MZ 534015	2	675	Bushing, internal	
42	370006	DIN471-40	2	675	Snap ring	
43	340066	MZ 535811	2	675	Adjusting rod	
44	310102	MZ 533908	2	675	Bearing plate	
45	040017	MZ 534006	1	675	Spherical bearing	incl.fig.45a
45a	210030	S107-40.44.40	2	675	Bushing	
46	484490	MZ 534004	1	675	Connecting lever	
47	120186	MZ 534020	1	675	Drive bolt	
48	420002	MZ 534033	1	675	Connecting shell	incl. 2x fig. 53
49	420001	MZ 534032	1	675	Connecting shell	
50	170016	S61-12.8.80	1	675	Key	
51	260103	MZ 534002	1	675	Drive shaft	
52	482755	MZ 534001	1	675	Bearing housing support	
53	332038	DIN71412-AM10x1	6	675	Grease fitting	
54	110003	DIN915-AM10x12-10K	1	675	Set screw	
55	120111	DIN931-M10x30-8G	9	675	Cap screw	
56	140045	DIN127-A10	12	675	Lockwasher	
57	100016	DIN934-M10	12	675	Hex nut	
58	140082	S13-11.40.3	1	675	Plain washer	
59	190051	MZ 530124	1	675	Rubber washer	
60	120135	DIN960-M10x1x70-8G	1	675	Cap screw, special	
61	100017	DIN934-M10x1	2	675	Hex nut	
62	100018	DIN934-M12	2	675	Hex nut	
63	140046	DIN127-A12	2	675	Lockwasher	
64	120045	DIN603-M12x60	1	675	Sq. neck carr. bolt	
65	140018	DIN126-14	1	725	Plain washer	
66	100015	DIN934-M8	30	675	Hex nut	
67	322358	DIN127-A8	26	675	Lockwasher	
68	140016	DIN126-9,5	12	725	Plain washer	
69	120104	DIN933-M8x20-8G	12	725	Cap screw	
70	120105	DIN931-M8x30-8G	8	675	Cap screw	
71	120107	DIN931-M8x50-8G	4	675	Cap screw	
72	120112	DIN931-M10x40-8G	4	675	Cap screw	
73	310114		2	725	Retaining plate	(f)
74	485896		2	725	Bearing housing support	(f)
75	210085		1	725	Ball bearing	(f)
76	320083		1	725	Bearing housing	(f)
77	120109	DIN933-M10x20-8G	4	725	Cap screw	(f)

Code 675 : 764001 - 925999  
 725 : 845001 - 925999

- (a) Maaibord - Header - Tablier - Plattformwanne : 2,50 m - 8'2"
- (b) Ditto : 2,85 m - 9'4"
- (c) Ditto : 3 m - 9'10"
- (d) Ditto : 3,60 m - 11'10"
- (e) Ditto : 4,20 m - 13'10"
- (f) Ditto : 5,40 m - 17'10"



110



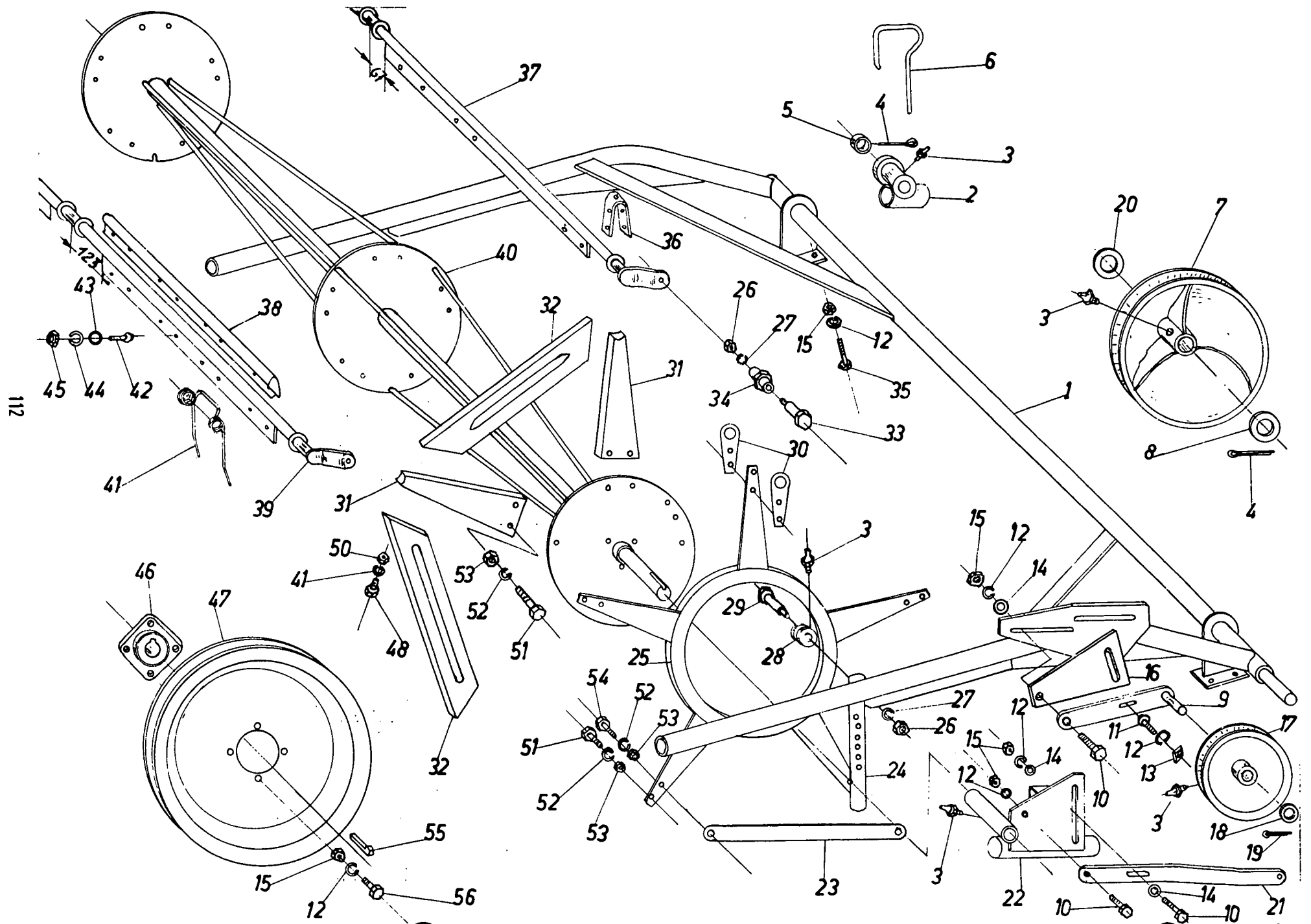
AFSCHERMINGEN VOOR MESAANDRIJVING  
 GUARDS FOR SICKLE KNIFE DRIVE  
 PROTECTIONS POUR COMMANDE DE LA LAME  
 SCHÜTZBLECHE FÜR MESSERANTRIEB

763001 - 925999

Fig.	Order ref.	Old reference	Qty.	Code	Description	N.B.
1	360146	360191	1	675	Guard	(a)-(b) (c) (d) (e) (f)
2	360147		1	669	Guard	
	360236		1	725	Guard	
3	360160		1	675	Guard	
	360161		1	675	Guard	
	360162		1	675	Guard	
	360163		1	725	Guard	
	360179		1	725	Guard	
4	486497		1	675	Guard support	
5	486499		1	675	Guard support	
6	486501		1	669	Guard support	
	488190		1	725	Guard support	
7	486496		1	675	Guard support	
8	486489		1	675	Guard support	
9	486494		1	675	Guard support	
10	486492		1	675	Guard support	
11	140016	DIN126-9,5	12	675	Plain washer	
12	100005	DIN315-M8	9	675	Wing nut	
13	120105	DIN931-M8x30-8G	3	675	Cap screw	
14	120104	DIN933-M8x20-8G	3	675	Cap screw	
15	322358	DIN127-A8	4	675	Lockwasher	
16	100015	DIN934-M8	4	675	Hex nut	

- (a) Maaibord - Header - Tablier - Plattformwanne : 2,50 m - 8'2"  
 (b) Ditto : 2,85 m - 9'4"  
 (c) Ditto : 3 m - 9'10"  
 (d) Ditto : 3,60 m - 11'10"  
 (e) Ditto : 4,20 m - 13'10"  
 (f) Ditto : 5,40 m - 17'10"

Code 669 : 764001 - 834999  
 675 : 765001 - 925999  
 725 : 845001 - 925999



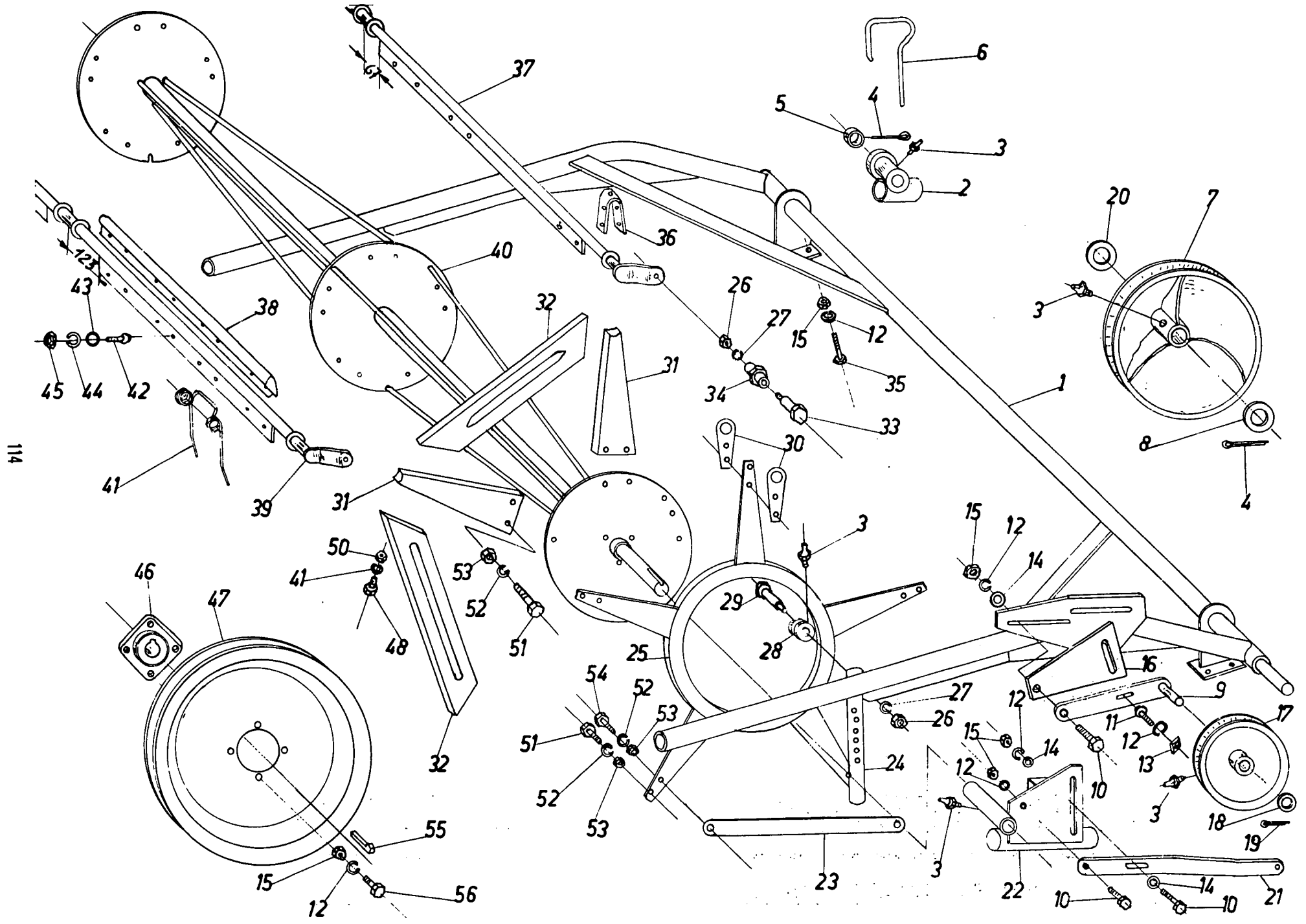
112



Fig.	Order ref.	Old reference	Qty.	Code	Description	N.B.
1	482773	MZ 25.544001	1	7	Reel support	(a)
	482774	MZ 30.544001	1	7	Reel support	(b)
	489318	MZ 36.544001	1	7	Reel support	(c)
	489319	MZ 42.544001	1	7	Reel support	(d)
2	482862	MZ 544056	1	7	Reel support bearing	Right-hand incl.fig.3
3	332038	DIN71412-AM10x1	6	7	Grease fitting	
4	130016	DIN94-6x60	2	7	Cotter pin	
5	200055	MZ 544041	1	7	Spacer	
6	180009	MZ 544051	2	7	Retaining hook	
7	040046	N70-350.30.2	1	7	Sheave, triple groove	incl.fig.3
8	140059	MZ 544013	1	7	Washer	
9	484515	MZ 544006	1	7	Tension lever	
10	120110	DIN933-M10x25-8G	4	7	Cap screw	
11	120042	DIN603-M10x25	2	7	Sq. neck carr. bolt	
12	140045	DIN127-A10	16	7	Lockwasher	
13	100016	DIN557-M10	2	7	Square nut	
14	140017	DIN126-11,5	4	7	Plain washer	
15	100016	DIN934-M10	16	7	Hex nut	
16	482795	MZ 544005	1	7	Tension lever support	
17	290048	N70-250.25.1	1	7	Sheave, double groove	incl.fig.3
18	140060	MZ 544014	1	7	Space washer	
19	130012	DIN94-5x45	1	7	Cotter pin	
20	140113	S13-31.50.3	1	7	Washer	
21	482866	MZ 544057	1	7	Tension lever	
22	482857	MZ 544055	1	4	Reel support bearing	Left-hand incl.fig.3
	482857	MZ 544755	1	149	Reel support bearing	Left-hand incl.fig.3
23	482851	MZ 544050	5	7	Reel arm	
24	484514	MZ 544010	1	7	Tine pitch adjuster	
25	482848	MZ 544049	1	7	Reel shaft support	
26	100018	DIN934-M12	7	7	Hex nut	
27	140046	DIN127-A12	7	7	Lockwasher	
28	482800	MZ 544011	2	7	Roller	
29	260050	MZ 544012	2	7	Roller shaft	
30	482799	MZ 544007	10	7	Connecting link	
31	482843	MZ 544047	15	7	Connecting arm	
32	482847	MZ 544048	15	7	Connecting plate	
33	260049	MZ 544008	5	7	Shaft	
34	200054	MZ 544009	5	7	Spacer	
35	120111	DIN931-M10x30-8G	8	7	Cap screw	
36	482856	MZ 544052	15	7	Tine bar clip	
37	484500	MZ 25.544044	3	7	Tine bar	(a)
	484501	MZ 30.544044	3	7	Tine bar	(b)
	484502	MZ 36.544044	3	7	Tine bar	(c)
	484503	MZ 42.544044	3	7	Tine bar	(d)
38	484522	MZ 25.544046	10	7	Reel tine plate	(a)
	484523	MZ 30.544046	10	7	Reel tine plate	(b)
	482841	MZ 36.544046	10	7	Reel tine plate	(c)
	482842	MZ 42.544046	10	7	Reel tine plate	(d)
39	484518	MZ 25.544045	2	7	Tine bar	(a)
	484519	MZ 30.544045	2	7	Tine bar	(b)
	484520	MZ 36.544045	2	7	Tine bar	(c)
	484521	MZ 42.544045	2	7	Tine bar	(d)

- (a) Maaibord - Header - Tablier - Plattformwanne : 2,50 m - 8'2"
- (b) Ditto : 3 m - 9'10"
- (c) Ditto : 3,60 m - 11'10"
- (d) Ditto : 4,20 m - 13'10"

Code 4 : 409001 - 459999  
 7 : 409001 - 490999  
 149 : 470001 - 490999



HASPEL, HASPELARM - REEL, REEL SUPPORT  
 RABATTEUR, BRAS DE RABATTEUR - HASPEL, HASPELTRAGRAHMEN

409001 - 490999

Fig.	Order.ref.	Old reference	Qty.	Code	Description	N.B.
40	484491	MZ 25.544040	1	7	Reel shaft	(a)
	484492	MZ 30.544040	1	7	Reel shaft	(b)
	484493	MZ 36.544040	1	7	Reel shaft	(c)
	484494	MZ 42.544040	1	7	Reel shaft	(d)
41	180008	MZ 544020	AR	7	Reel tine	
42	120010	DIN86-AM5x15	AR	7	Round hd. mach. screw	
43	140014	DIN126-5,8	AR	7	Plain washer	
44	322356	DIN127-A5	AR	7	Lockwasher	
45	100013	DIN934-M5	AR	7	Hex nut	
46	280049	N95-100.30.1	1	7	Sheave hub	
47	290102	N76-525.100.1	1	7	Sheave, single groove	
48	120099	DIN933-M6x15-8G	60	7	Cap screw	
49	322357	DIN127-A6	60	7	Lockwasher	
50	100014	DIN934-M6	60	7	Hex nut	
51	120104	DIN933-M8x20-8G	35	7	Cap screw	
52	322358	DIN127-A8	40	7	Lockwasher	
53	100015	DIN934-M8	40	7	Hex nut	
54	120161	DIN931-M8x25-8G	5	7	Cap screw	
55	170025	S66-8,7,5.56	1	7	Gib key	
56	120111	DIN931-M10x30-8G	4	7	Cap screw	

- (a) Maaibord - Header - Tablier - Plattformwanne : 2,50 m - 8'2"
- (b) Ditto : 3 m - 9'10"
- (c) Ditto : 3,60 m - 11'10"
- (d) Ditto : 4,20 m - 13'10"

Code 4 : 409001 - 459999  
 7 : 409001 - 490999  
 149 : 470001 - 490999

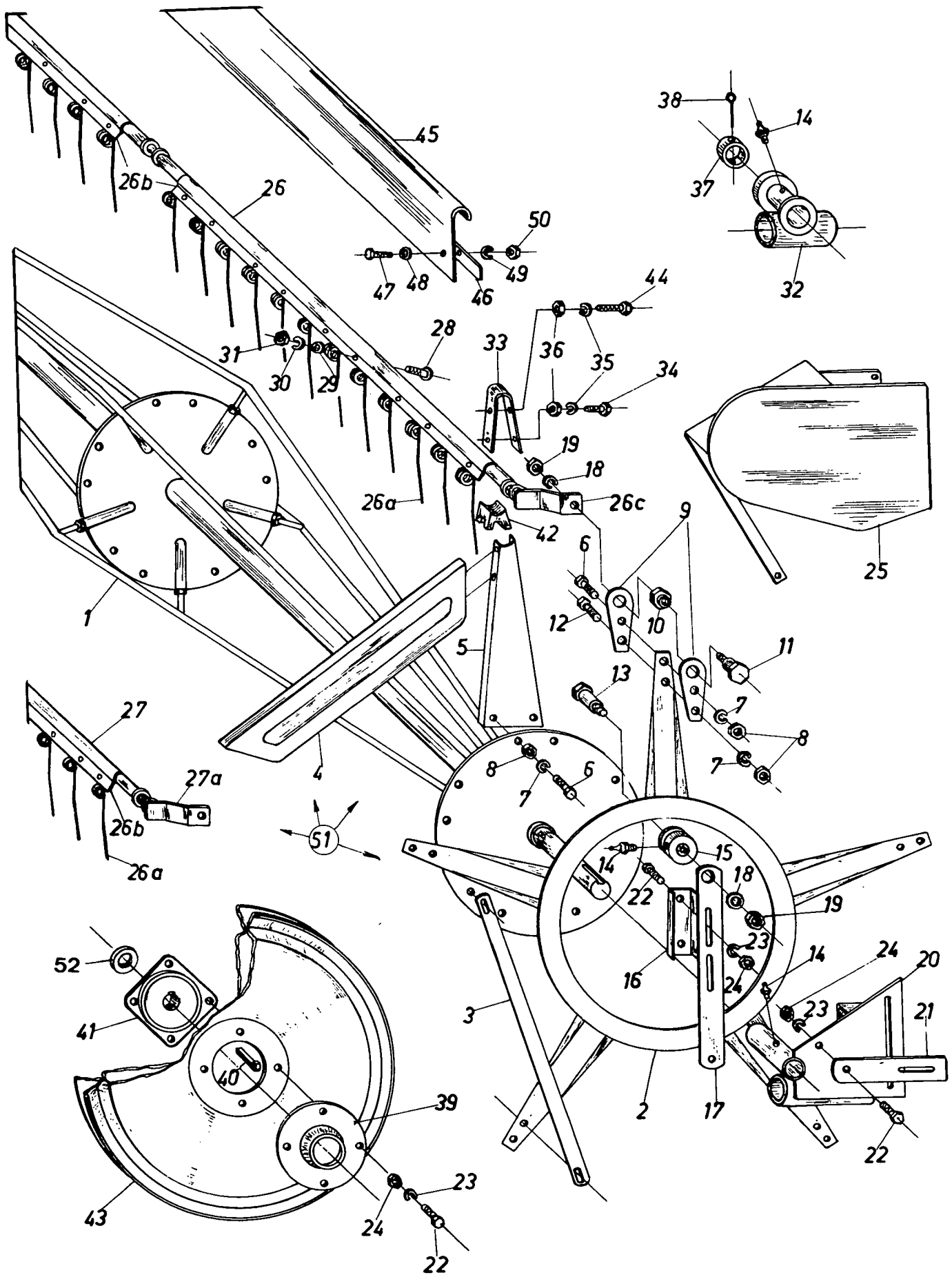


Fig.	Order ref.	Old reference	Qty.	Code	Description	N.B.
1	484491	MZ 25.544040	1	264	Reel shaft	(a)
	484492	MZ 30.544040	1	264	Reel shaft	(b)
	484493	MZ 36.544040	1	264	Reel shaft	(c)
	484494	MZ 42.544040	1	264	Reel shaft	(d)
2	482848	MZ 544049	1	264	Reel shaft support	
3	482851	MZ 544050	5	264	Reel arm	
4	482847	MZ 544048	15	264	Connecting plate	
5	482843	MZ 544047	15	251	Connecting arm	
	482844	MZ 545847	15	429	Connecting arm	
6	120104	DIN933-M8x20-8G	35	264	Cap screw	
7	140027	DIN127-A8	42	264	Lockwasher	
8	100015	DIN934-M8	42	264	Hex nut	
9	482799	MZ 544007	10	264	Connecting link	
10	200054	MZ 544009	5	264	Spacer	
11	260049	MZ 544008	5	264	Shaft	
12	120058	DIN931-M8x30-8G	7	264	Cap screw	
13	260050	MZ 544012	2	264	Roller shaft	
14	150021	DIN71412-AM10x1	3	264	Grease fitting	
15	482800	MZ 544011	2	264	Roller	
16	482801	MZ 544715	1	264	Support	
17	484514	MZ 544010	1	264	Tine pitch adjuster	
18	140046	DIN127-A12	7	264	Lockwasher	
19	100018	DIN934-M12	7	264	Hex nut	
20	482857	MZ 544055	1	264	Reel support bearing	Left-hand - incl.fig.14
21	482866	MZ 544057	1	264	Tension pulley lever	
22	120111	DIN931-M10x30-8G	8	264	Cap screw	
23	140045	DIN127-A10	8	264	Lockwasher	
24	100016	DIN934-M10	8	264	Hex nut	
25	484509	MZ 544361	1	264	Sheave guard	
26	030051	MZ 25.544000.44	3	264	Tine bar assy.	(a)-(e) incl.fig.26a,26b,26c
	030052	MZ 30.544000.44	3	264	Tine bar assy.	(b)-(e) Ditto
	030053	MZ 36.544000.44	3	264	Tine bar assy.	(c)-(e) Ditto
	030054	MZ 42.544000.44	3	264	Tine bar assy.	(d)-(e) Ditto
26a	180008	MZ 544020	AR	264	Reel tine	
26b	484522	MZ 25.544046	10	264	Reel tine plate	(a)
	484523	MZ 30.544046	10	264	Reel tine plate	(b)
	482841	MZ 36.544046	10	264	Reel tine plate	(c)
	482842	MZ 42.544046	10	264	Reel tine plate	(d)
26c	484500	MZ 25.544044	3	264	Tine bar	(a)
	484501	MZ 30.544044	3	264	Tine bar	(b)
	484502	MZ 36.544044	3	264	Tine bar	(c)
	484503	MZ 42.544044	3	264	Tine bar	(d)
27	030056	MZ 25.544000.45	2	264	Tine bar assy.	(a)-(e) incl.fig.26a,26b,27a
	030057	MZ 30.544000.45	2	264	Tine bar assy.	(b)-(e) Ditto
	030058	MZ 36.544000.45	2	264	Tine bar assy.	(c)-(e) Ditto
	030059	MZ 42.544000.45	2	264	Tine bar assy.	(d)-(e) Ditto
27a	484518	MZ 25.544045	2	264	Tine bar	(a)
	484519	MZ 30.544045	2	264	Tine bar	(b)
	484520	MZ 36.544045	2	264	Tine bar	(c)
	484521	MZ 42.544045	2	264	Tine bar	(d)
28	120011	DIN86-AM5x20	AR	264	Round hd.mach.screw	

(a) Maaibord - Header - Tablier - Plattformwanne : 2,50 m - 8'2"  
 (b) Ditto : 3 m - 9'10"  
 (c) Ditto : 3,60 m - 11'10"  
 (d) Ditto : 4,20 m - 13'10"

(e) Haspelbalken fig. 26 en 27 verschillen enkel door de plaats van de veertanden fig. 26a. Les bras de rabatteur fig. 26 et 27 diffèrent seulement par l'emplacement des dents fig. 26a. The only difference between tine bar fig. 26 and 27 is the location of the reel tines fig. 26a. Die Zinkenröhre fig. 26 und fig. 27 unterscheiden sich nur durch die Stelle der Federzinken fig. 26a.

(f) Enkel op aanvraag - Only on demand  
 Uniquement sur demande - Nur auf Anfrage

Code 251 : 501001 - 561999  
 264 : 501001 - 753999  
 429 : 582001 - 753999

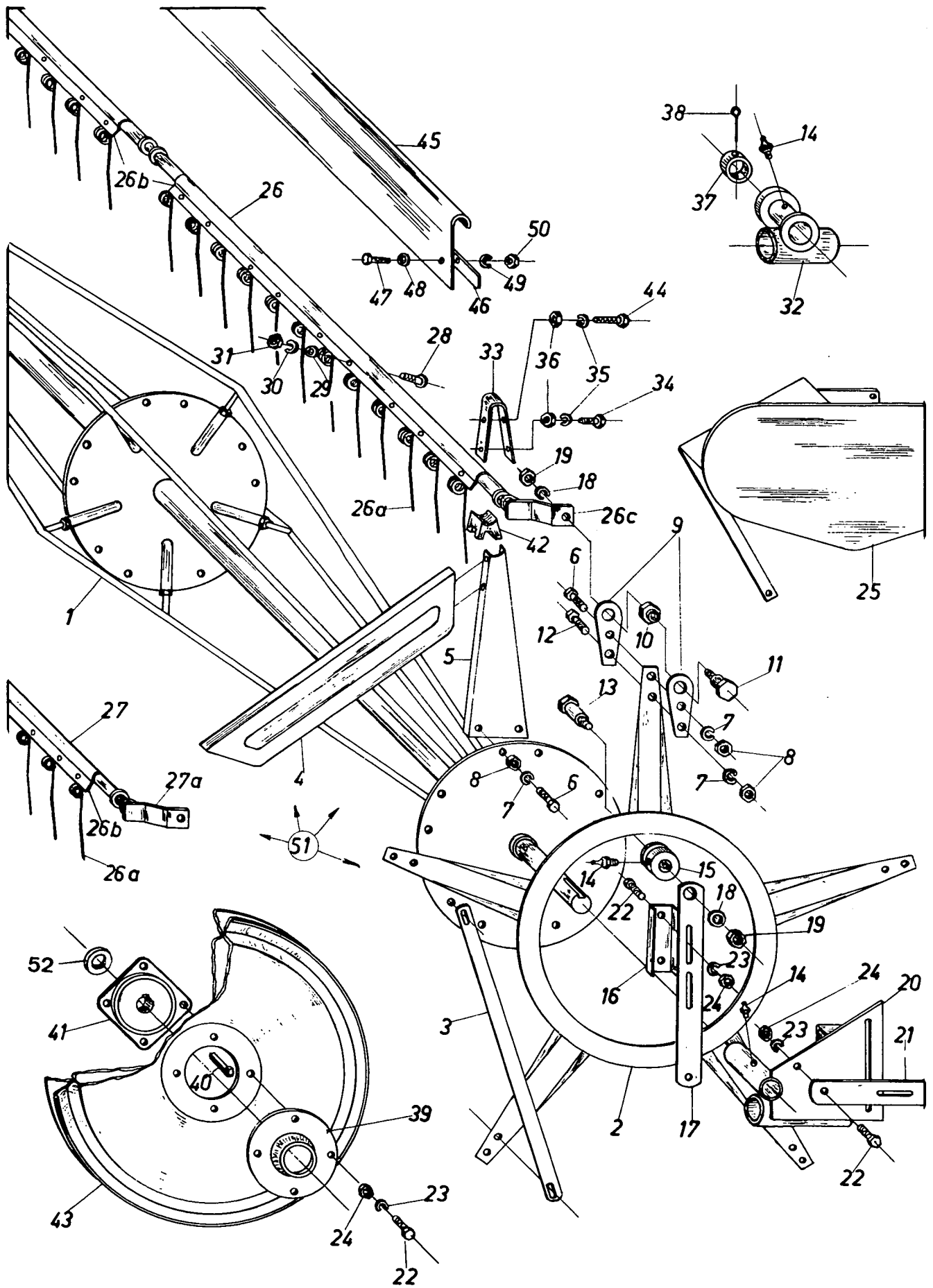


Fig.	Order ref.	Old reference	Qty.	Code	Description	N.B.
29	140014	DIN126-5,8	AR	264	Plain washer	
30	322356	DIN127-A5	AR	264	Lockwasher	
31	100013	DIN934-M5	AR	264	Hex nut	
32	482862	MZ 544056	1	264	Reel support bearing	Right-hand incl.fig.14
33	482856	MZ 544052	15	264	Tine bar clip	
34	120099	DIN933-M6x15-8G	30	264	Cap screw	
35	322357	DIN127-A6	60	264	Lockwasher	
36	100014	DIN934-M6	60	264	Hex. nut	
37	200055	MZ 544041	1	264	Spacer	
38	130016	DIN94-6x60	1	264	Cotter pin	
39	310082	N67-46.127.2	1	264	Sheave cover	
40	170023	S66-8.7,5.40	1	264	Gib key	
41	280049	N95-100.30.1	1	264	Sheave hub	
42	482823	MZ 545843	15	429	Connecting arm support	
43	290102	N76-525.100.1	1	264	Sheave, single groove	
44	120056	DIN931-M6x50-8G	15	429	Cap screw	
45	360062	MZ 25.540950	1	429	Reel tine guard	(a)-(f)
	360063	MZ 30.540950	1	429	Reel tine guard	(b)-(f)
	360064	MZ 36.540950	1	429	Reel tine guard	(c)-(f)
	360065	MZ 42.540950	1	429	Reel tine guard	(d)-(f)
46	482852	MZ 25.541551	1	429	Guard support	(a)-(f)
	482853	MZ 30.541551	1	429	Guard support	(b)-(f)
	482854	MZ 36.541551	1	429	Guard support	(c)-(f)
	482855	MZ 42.541551	1	429	Guard support	(d)-(f)
47	120014	DIN86-AM6x20	AR	429	Round hd.mach.screw	(f)
48	140015	DIN126-7	AR	429	Plain washer	(f)
49	322357	DIN127-A6	AR	429	Lockwasher	(f)
50	100014	DIN934-M6	AR	429	Hex nut	(f)
51	020016	MZ 25.544000.01	1	429	Reel assy.	(a) - incl.fig.1,2,3,4,5,6,7,8, 9,10,11,12,13,14,15,17,18, 19,26,27,28,29,30,33,35, 42,44
	020017	MZ 30.544000.01	1	429	Reel assy.	(b) - Ditto
	020004	MZ 36.544000.01	1	429	Reel assy.	(c) - Ditto
	020005	MZ 42.544000.01	1	429	Reel assy.	(d) - Ditto
52	140110	S13-31.40.3	3	251	Washer	

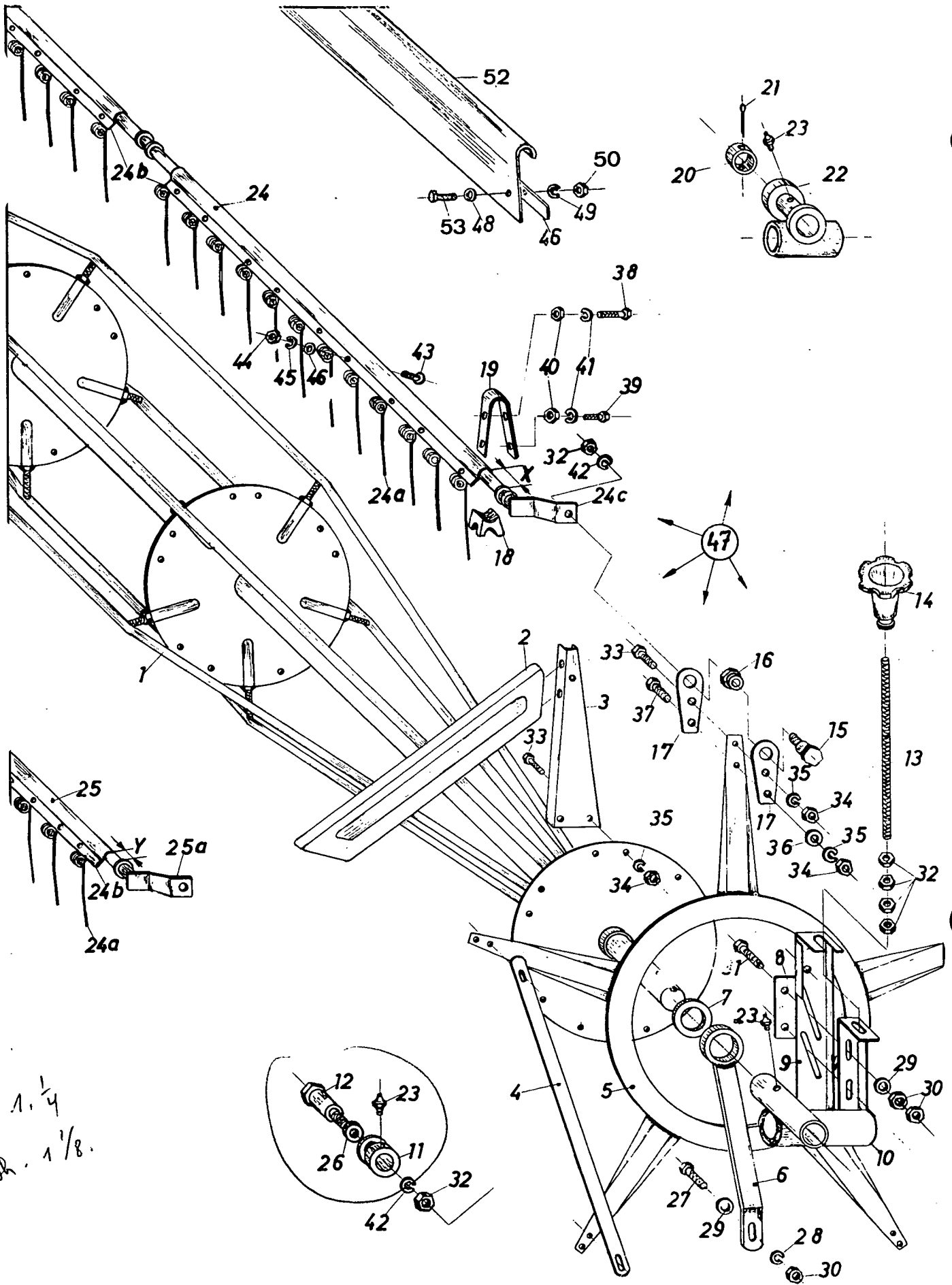
- (a) Maaibord - Header - Tablier - Plattformwanne : 2,50 m - 8'2"  
 (b) Ditto : 3 m - 9'10"  
 (c) Ditto : 3,60 m - 11'10"  
 (d) Ditto : 4,20 m - 13'10"

(e) Haspelbalken fig. 26 en 27 verschillen enkel door de plaats van de veertanden fig. 26a. Les bras de rabatteur fig.26 et 27 diffèrent seulement par l'emplacement des dents fig. 26a. The only difference between tine bar fig. 26 and 27 is the location of the reel tines fig. 26a. Die Zinkenröhre fig. 26 und 27 unterscheiden sich nur die Stelle der Federzinken fig. 26a.

(f) Enkel op aanvraag - Only on demand  
 Uniquement sur demande - Nur auf Anfrage

Code 251 : 501001 - 561999  
 264 : 501001 - 753999  
 429 : 582001 - 753999

501001





HASPEL - REEL  
RABATTEUR - HASPEL

764001 - 925999

Fig.	Order ref.	Old reference	Qty.	Code	Description	N.B.
1	484491	MZ 25.544040	1	675	Reel shaft	(a)
	487678		1	675	Reel shaft	(b)
	484492	MZ 30.544040	1	675	Reel shaft	(c)
	484493	MZ 36.544040	1	675	Reel shaft	(d)
	484494	MZ 42.544040	1	675	Reel shaft	(e)
	485819		1	675	Reel shaft	(f)
2	482847	MZ 544048	15	675	Connecting plate	
3	482844	MZ 545847	15	675	Connecting arm	
4	482851	MZ 544050	5	675	Reel arm	
5	482848	MZ 544049	1	675	Reel shaft support	
6	485856		1	675	Support arm	
7	140112	S13-31.50.2	1	675	Washer	
8	485858		1	675	Support plate	
9	485859		1	675	Roller arm	
10	485853		1	675	Reel shaft support	Left-hand incl.fig.23
11	482800	MZ 544011	2	675	Roller	
12	260050	MZ 544012	2	675	Roller shaft	
13	110072		1	675	Adjusting rod	
14	100081		1	675	Nut	
15	260049	MZ 544008	3	675	Shaft	
16	200054	MZ 544009	5	675	Spacer	
17	482799	MZ 544007	10	675	Connecting link	
18	482823	MZ 545843	15	675	Connecting arm support	
19	482856	MZ 544052	15	675	Tine bar clip	
20	200055	MZ 544041	1	675	Spacer	
21	130016	DIN94-6x60	1	675	Cotter pin	
22	482862	MZ 544056	1	675	Reel shaft support	Right-hand incl.fig.23
23	150021	DIN71412-AM10x1	4	675	Grease fitting	
24	030051	MZ 25.544000.44	3	675	Tine bar assy.	(a)-(g)-incl.fig.24a,24b, 24c,43,44,45,46
	030244		3	675	Tine bar assy.	(b)-(g)-Ditto
	030052	MZ 30.544000.44	3	675	Tine bar assy.	(c)-(g)-Ditto
	030053	MZ 36.544000.44	3	675	Tine bar assy.	(d)-(g)-Ditto
	030054	MZ 42.544000.44	3	675	Tine bar assy.	(e)-(g)-Ditto
	030060		3	725	Tine bar assy.	(f)-(g)-Ditto

Code 669 : 764001 - 834999

675 : 764001 - 925999

725 : 845001 - 925999

- (a) Maaibord - Header - Tablier - Plattformwanne : 2,50 m - 8'2"  
 (b) Ditto : 2,85 m - 9'4"  
 (c) Ditto : 3 m - 9'10"  
 (d) Ditto : 3,60 m - 11'10"  
 (e) Ditto : 4,20 m - 13'10"  
 (f) Ditto : 5,40 m - 17'10"

- (g) De haspelbalken fig. 24 en 25 verschillen enkel door de plaats van de veertanden. De afstand X bij fig. 24 is groter dan de afstand Y bij fig. 25.  
 Les bras du rabatteur fig. 25 et 24 diffèrent seulement par l'endroit des dents. La distance X à la fig. 24 est plus grande que la distance Y à la fig. 25.  
 Tine bars fig. 24 and 25 differs only by place of teeth. The distance X on fig. 24 is greater as the distance Y on fig. 25.  
 Haspelbalken Fig. 24 und 25 sind unterschiedlich nur durch Zähneplatz. Der Abstand X bei Fig. 24 ist grösser als der Abstand Y bei Fig. 25.

- (h) Enkel op aanvraag - Only on demand  
 Uniquement sur demande - Nur auf Anfrage

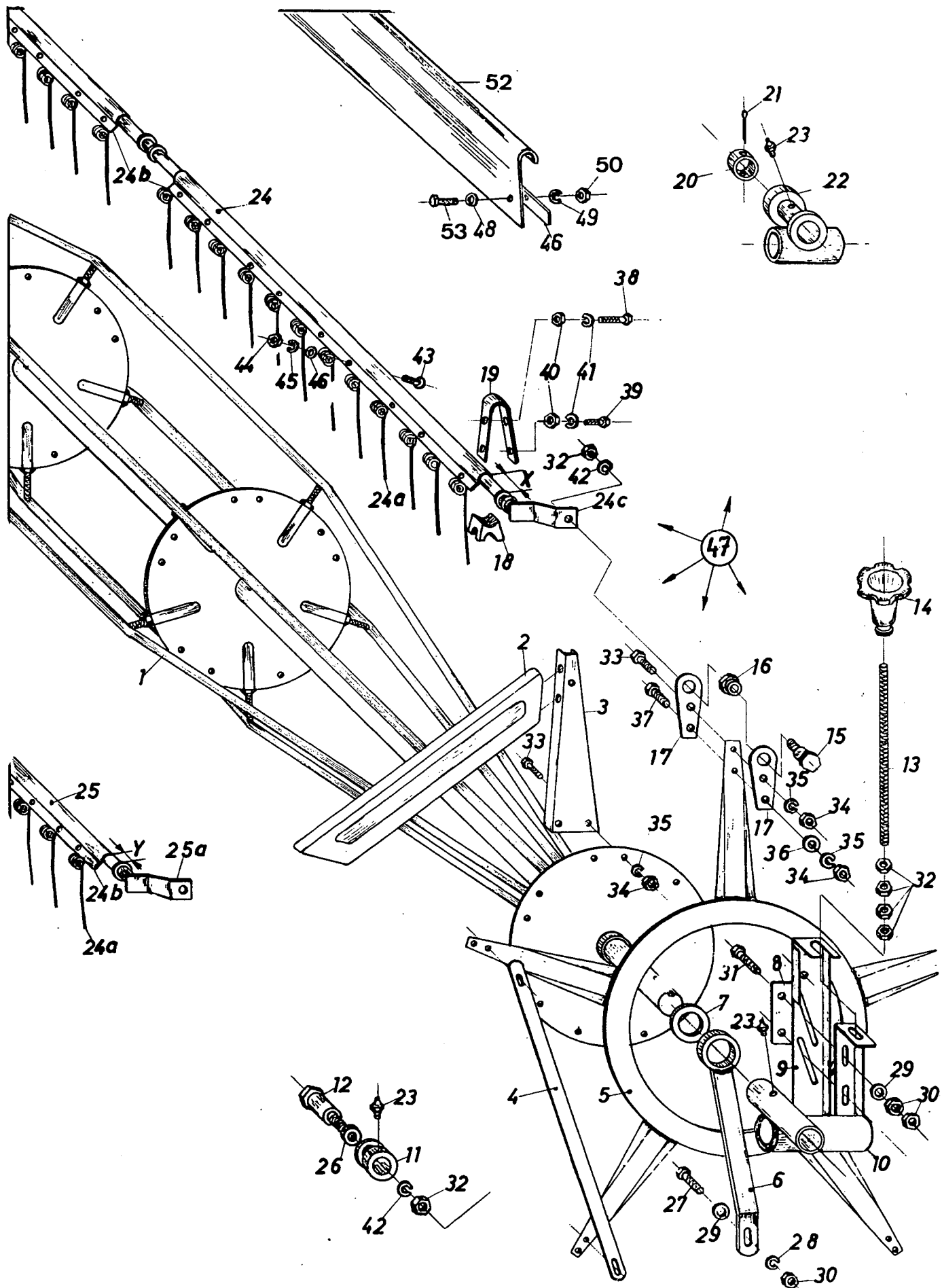


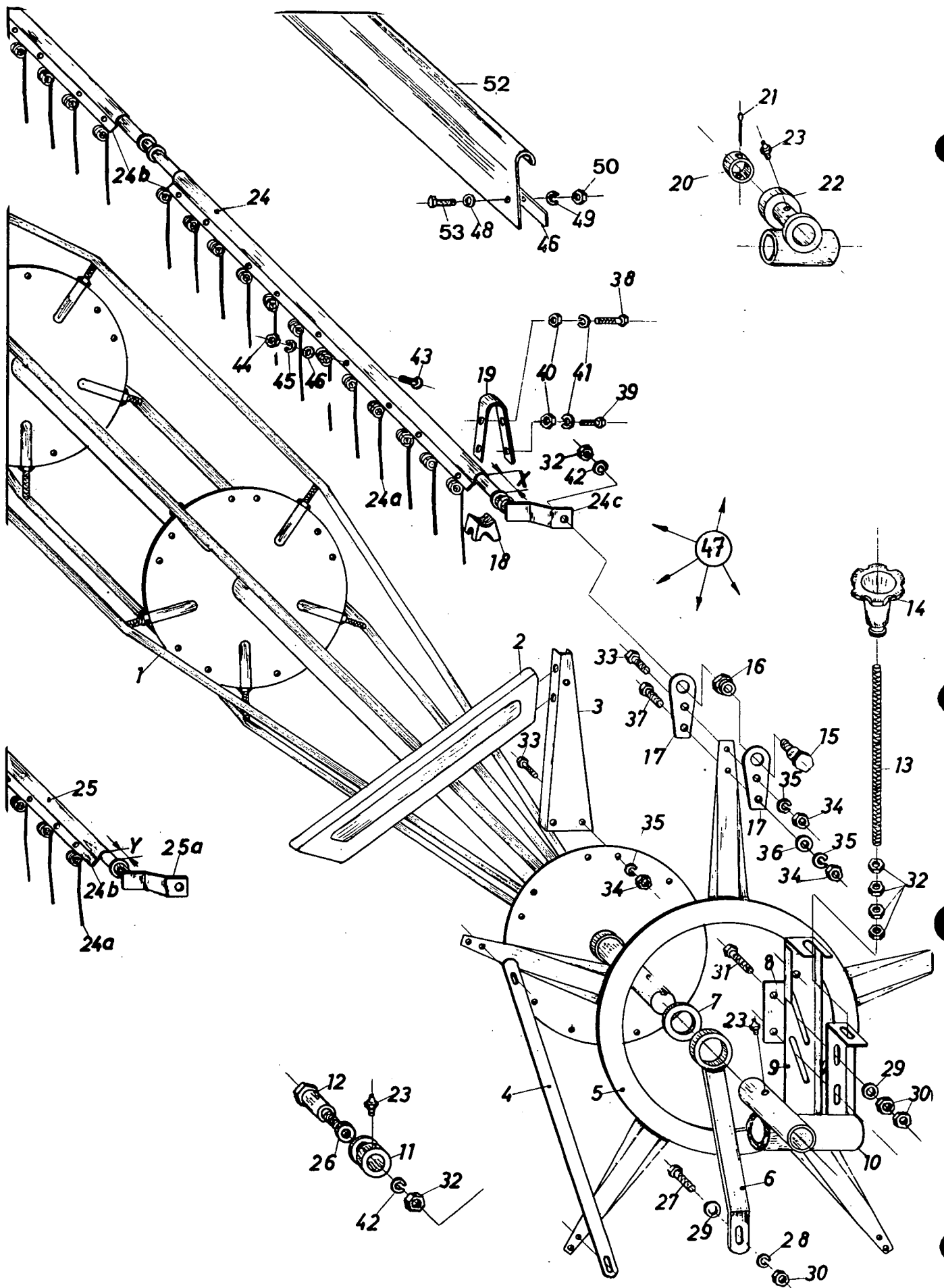
Fig.	Order ref.	Old reference	Qty.	Code	Description	N.B.
24a	180008	MZ 544020	AR	675	Reel tine	
24b	484522	MZ 25.544046	10	675	Reel tine plate	(a)
	484523	MZ 30.544046	10	675	Reel tine plate	(b)-(c)
	482841	MZ 36.544046	10	675	Reel tine plate	(d)
	482842	MZ 42.544046	10	675	Reel tine plate	(e)
	482841	MZ 36.544046	15	675	Reel tine plate	(f)
24c	484500	MZ 25.544044	3	675	Tine bar	(a)
	487684		3	675	Tine bar	(b)
	484501	MZ 30.544044	3	675	Tine bar	(c)
	484502	MZ 36.544044	3	675	Tine bar	(d)
	484503	MZ 42.544044	3	675	Tine bar	(e)
	485822		3	675	Tine bar	(f)
	030056	MZ 25.544000.45	2	675	Tine bar assy.	(a)-(g)-incl.fig.24a,24b,25a
25	030245		2	675	Tine bar assy.	43,44,45,46
	030057	MZ 30.544000.45	2	675	Tine bar assy.	(b)-(g)-Ditto
	030058	MZ 36.544000.45	2	675	Tine bar assy.	(c)-(g)-Ditto
	030059	MZ 42.544000.45	2	675	Tine bar assy.	(d)-(g)-Ditto
	030055		2	725	Tine bar assy.	(e)-(g)-Ditto
	484518	MZ 25.544045	2	675	Tine bar	(f)-(g)-Ditto
	487681		2	675	Tine bar	(a)
25a	484519	MZ 30.544045	2	675	Tine bar	(b)
	484520	MZ 36.544045	2	675	Tine bar	(c)
	484521	MZ 42.544045	2	675	Tine bar	(d)
	485824		2	675	Tine bar	(e)
	140084	S13-13.24.5	2	675	Plain washer	(f)
	120109	DIN933-M10x20-8G	1	675	Cap screw	
26	140045	DIN127-A10	1	675	Lockwasher	
27	140017	DIN126-11,5	3	675	Plain washer	
28	100016	DIN934-M10	5	675	Hex nut	
29	120111	DIN933-M10x30-8G	2	675	Cap screw	
30	100018	DIN934-M12	11	675	Hex nut	
31	120104	DIN933-M8x20-8G	35	675	Cap screw	
32	100015	DIN934-M8	40	675	Hex nut	
33	322358	DIN127-A8	40	675	Lockwasher	

Code 669 : 764001 - 834999  
675 : 764001 - 925999  
725 : 845001 - 925999

- (a) Maaibord - Header - Tablier - Plattformwanne : 2,50 m - 8'2"
- (b) Ditto : 2,85 m - 9'4"
- (c) Ditto : 3 m - 9'10"
- (d) Ditto : 3,60 m - 11'10"
- (e) Ditto : 4,20 m - 13'10"
- (f) Ditto : 5,40 m - 17'10"

(g) De haspelbalken fig. 24 en 25 verschillen enkel door de plaats van de veertanden. De afstand X bij fig. 24 is groter dan de afstand Y bij fig. 25.  
Les bras du rabatteur fig. 25 et 24 diffèrent seulement par l'endroit des dents. La distance X à la fig. 24 est plus grande que la distance Y à la fig. 25.  
Tine bars fig. 24 and 25 differs only by place of teeth. The distance X on fig. 24 is greater as the distance Y on fig. 25.  
Haspelbalken Fig. 24 und 25 sind unterschiedlich nur durch Zähneplatz. Der Abstand X bei Fig. 24 ist grösser als der Abstand Y bei Fig. 25.

(h) Enkel op aanvraag - Only on demand  
Uniquement sur demande - Nur auf Anfrage



HASPEL - REEL  
RABATTEUR - HASPEL

764001 - 925999

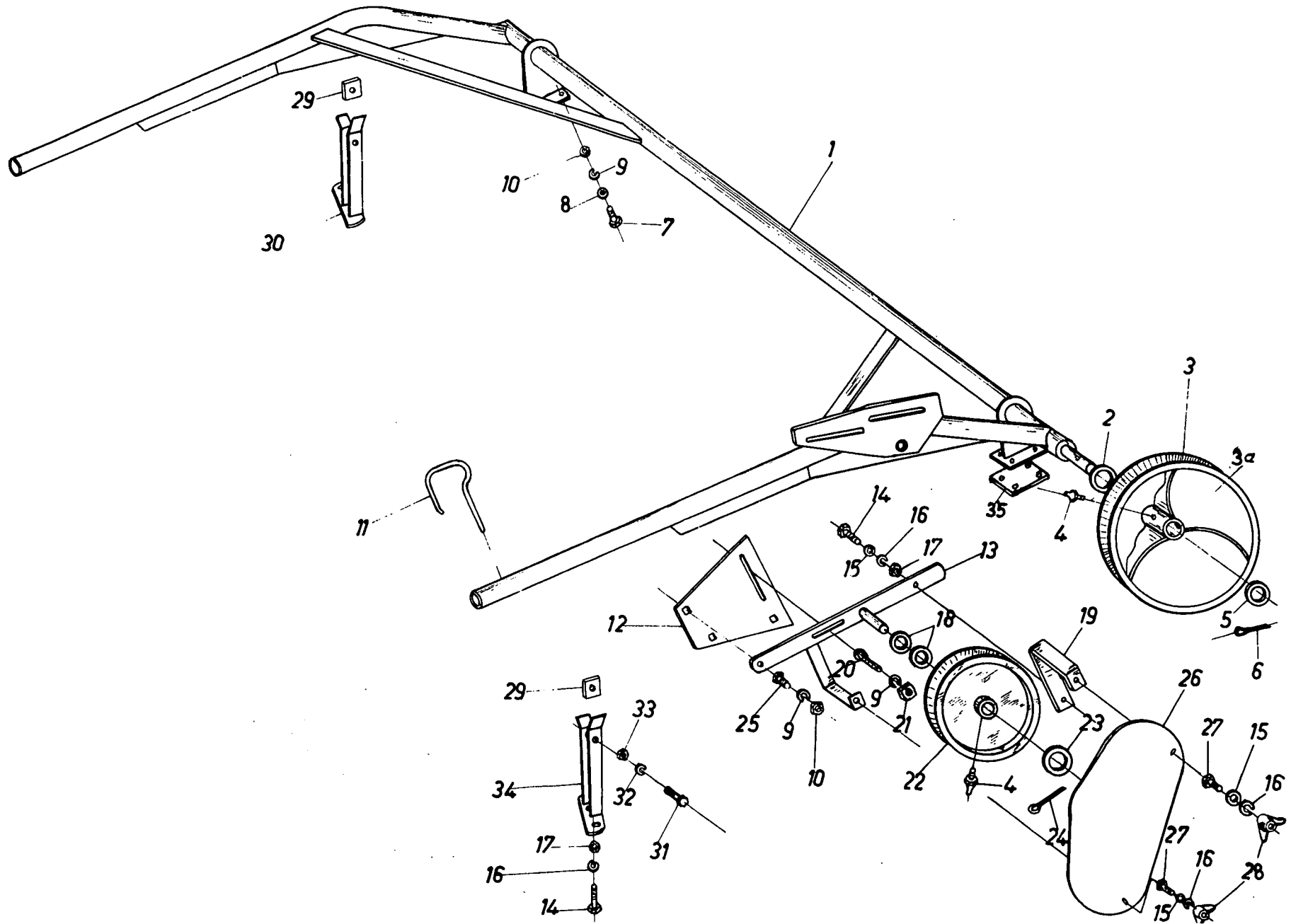
Fig.	Order ref.	Old reference	Qty.	Code	Description	N.B.
36	140016	DIN 126-9,5	5	675	Plain washer	
37	120105	DIN 931-M8x30-8G	5	675	Cap screw	
38	120056	DIN 931-M6x50-8G	15	675	Cap screw	
39	120099	DIN 933-M6x15-8G	30	675	Cap screw	
40	100014	DIN 934-M6	45	675	Hex nut	
41	322357	DIN 127-A6	45	675	Lockwasher	
42	140046	DIN 127-A12	7	675	Lockwasher	
43	120011	DIN86-AM5x20	140	675	Round hd. mach. screw	
44	100013	DIN934-M5	140	675	Hex nut	
45	322356	DIN127-A5	140	675	Lockwasher	
46	140014	DIN126-5,8	280	675	Plain washer	
47	020016		1	675	Reel assy.	(a)
	020037		1	675	Reel assy.	(b)
	020017		1	675	Reel assy.	(c)
	020004		1	675	Reel assy.	(d)
	020005		1	675	Reel assy.	(e)
	020006		1	725	Reel assy.	(f)
48	140015	DIN126-7	AR	669	Plain washer	(h)
49	322357	DIN127-A6	AR	669	Lockwasher	(h)
50	100014	DIN934-M6	AR	669	Hex nut	(h)
51	485852	MZ 25.541551	10	669	Guard support	(a)-(h)
	485852	MZ 25.541551	5	669	Guard support	(b)-(h) Left-hand
	485853	MZ 30.541551	5	669	Guard support	(c)-(h) Right-hand
	485853	MZ 30.541551	10	669	Guard support	(c)-(h)
	485854	MZ 36.541551	10	669	Guard support	(d)-(h)
	485855	MZ 42.541551	10	669	Guard support	(e)-(h)
52	360062	MZ 25.540950	10	669	Guard	(a)-(h)
	360062	MZ 25.540950	5	669	Guard	(b)-(h) Left-hand
	360063	MZ 30.540950	5	669	Guard	(b)-(h) Right-hand
	360063	MZ 30.540950	10	669	Guard	(c)-(h)
	360064	MZ 36.540950	10	669	Guard	(d)-(h)
	360065	MZ 42.540950	10	669	Guard	(e)-(h)
53	120014	DIN86-AM6x20	AR	669	Round hd. mach. screw	(h)

Code 669 : 764001 - 834999  
675 : 764001 - 925999  
725 : 845001 - 925999

- (a) Maaibord - Header - Tablier - Plattformwanne : 2,50 m - 8'2"
- (b) Ditto : 2,85 m - 9'4"
- (c) Ditto : 3 m - 9'10"
- (d) Ditto : 3,60 m - 11'10"
- (e) Ditto : 4,20 m - 13'10"
- (f) Ditto : 5,40 m - 17'10"

(g) De haspelbalken fig. 24 en 25 verschillen enkel door de plaats van de veertanden. De afstand X bij fig. 24 is groter dan de afstand Y bij fig. 25.  
Les bras du rabatteur fig. 25 et 24 diffèrent seulement par l'endroit des dents. La distance X à la fig. 24 est plus grande que la distance Y à la fig. 25.  
Tine bars fig. 24 and 25 differs only by place of teeth. The distance X on fig. 24 is greater as the distance Y on fig. 25.  
Haspelbalken Fig. 24 und 25 sind unterschiedlich nur durch Zähneplatz. Der Abstand X bei Fig. 24 ist grösser als der Abstand Y bei Fig. 25.

(h) Enkel op aanvraag - Only on demand  
Uniquement sur demande - Nur auf Anfrage



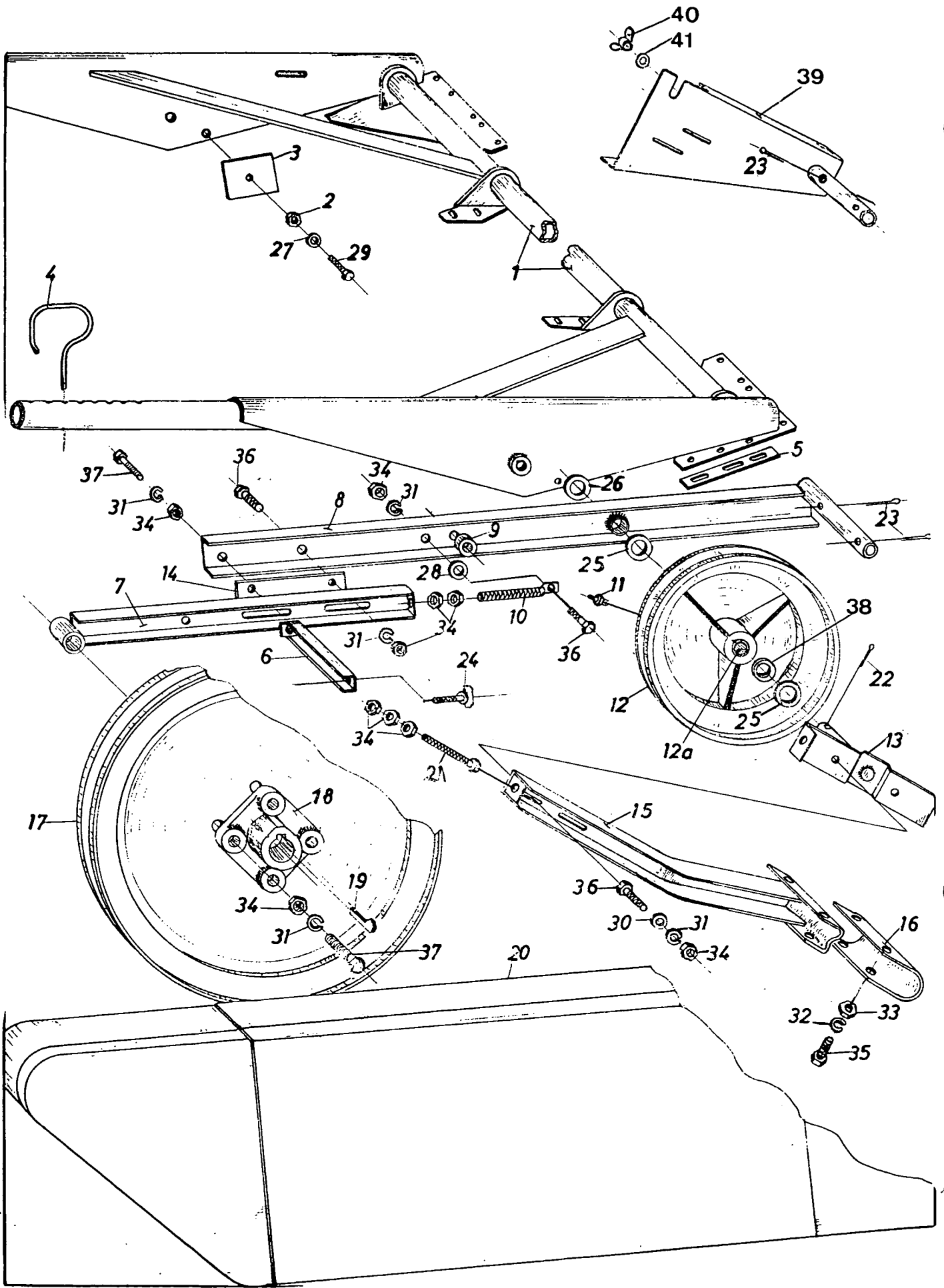
HASPELARM - REEL SUPPORT  
BRAS DE RABATTEUR - HASPELTRAHRAHMEN

501001 - 753999

Fig.	Order ref.	Old reference	Qty.	Code	Description	N.B.
1	489316	MZ 25.544001	1	247	Reel support	(a)
	482773	MZ 25.545301	1	323	Reel support	(a)
	489317	MZ 30.544001	1	247	Reel support	(b)
	482773	MZ 30.545301	1	323	Reel support	(b)
	489318	MZ 36.544001	1	247	Reel support	(c)
	482775	MZ 36.545301	1	323	Reel support	(c)
	489319	MZ 42.544001	1	247	Reel support	(d)
	482776	MZ 42.545301	1	323	Reel support	(d)
2	140113	S13-31.50.3	1	264	Washer	
3	040046	N70-350.30.2	1	257	Sheave, triple groove	incl.fig.4
	290054	N71-350.30.1	1	558	Sheave, triple groove	incl.fig.3a,4
3a	210027	S107-30.34.20	2	558	Bushing	
4	332038	DIN71412-AM10x1	2	264	Grease fitting	
5	140059	MZ 544013	1	264	Washer	
6	130016	DIN94-6x60	1	264	Cotter pin	
7	120112	DIN931-M10x40-8G	4	264	Cap screw	
8	140017	DIN126-11,5	4	264	Plain washer	
9	140045	DIN127-A10	7	264	Lockwasher	
10	100016	DIN934-M10	5	264	Hex nut	
11	180009	MZ 544051	2	264	Retaining hook	
12	482795	MZ 544005	1	264	Lever support	
13	<del>481515</del>	MZ 544006	1	264	Tension pulley lever →	484515.
14	120105	DIN931-M8x30-8G	5	264	Cap screw	
15	140016	DIN126-9,5	3	264	Plain washer	
16	322358	DIN127-A8	7	264	Lockwasher	
17	100015	DIN934-M8	5	264	Hex nut	
18	140104	S13-26.40.3	2	264	Washer	
19	482877	MZ 544362	1	264	Guard support	
20	120042	DIN603-M10x30	2	264	Sq. neck carr. bolt	
21	100016	DIN557-M10	2	264	Square nut	
22	290048	N70-250.25.1	1	264	Sheave, single groove	incl.fig.4
23	140060	MZ 544014	1	264	Washer	
24	130012	DIN94-5x50	1	264	Cotter pin	
25	120111	DIN931-M10x30-8G	2	264	Cap screw	
26	360066	MZ 544363	1	264	Sheave guard	
27	120104	DIN933-M8x20-8G	2	264	Cap screw	
28	100005	DIN315-M8	2	264	Wing nut	
29	484508	MZ 544058	2	264	Retainer	
30	489362	MZ 544059	1	247	Support	Right-hand
	482868	MZ 545359	1	323	Support	Right-hand
31	120122	DIN931-M12x50-8G	2	264	Cap screw	
32	140046	DIN127-A12	2	264	Lockwasher	
33	100018	DIN934-M12	2	264	Hex nut	
34	489363	MZ 544060	1	247	Support	Left-hand
	482872	MZ 545360	1	323	Support	Left-hand
35	482803	MZ 544017	2	558	Shim	

- (a) Maaibord - Header - Tablier - Plattformwanne : 2,50 m - 8'2"  
 (b) Ditto : 3 m - 9'10"  
 (c) Ditto : 3,60 m - 11'10"  
 (d) Ditto : 4,20 m - 13'10"

Code 247 : 501001 - 511999  
 257 : 501001 - 652999  
 264 : 501001 - 753999  
 323 : 531001 - 753999  
 558 : 663001 - 753999





HASPELARM - REEL SUPPORT

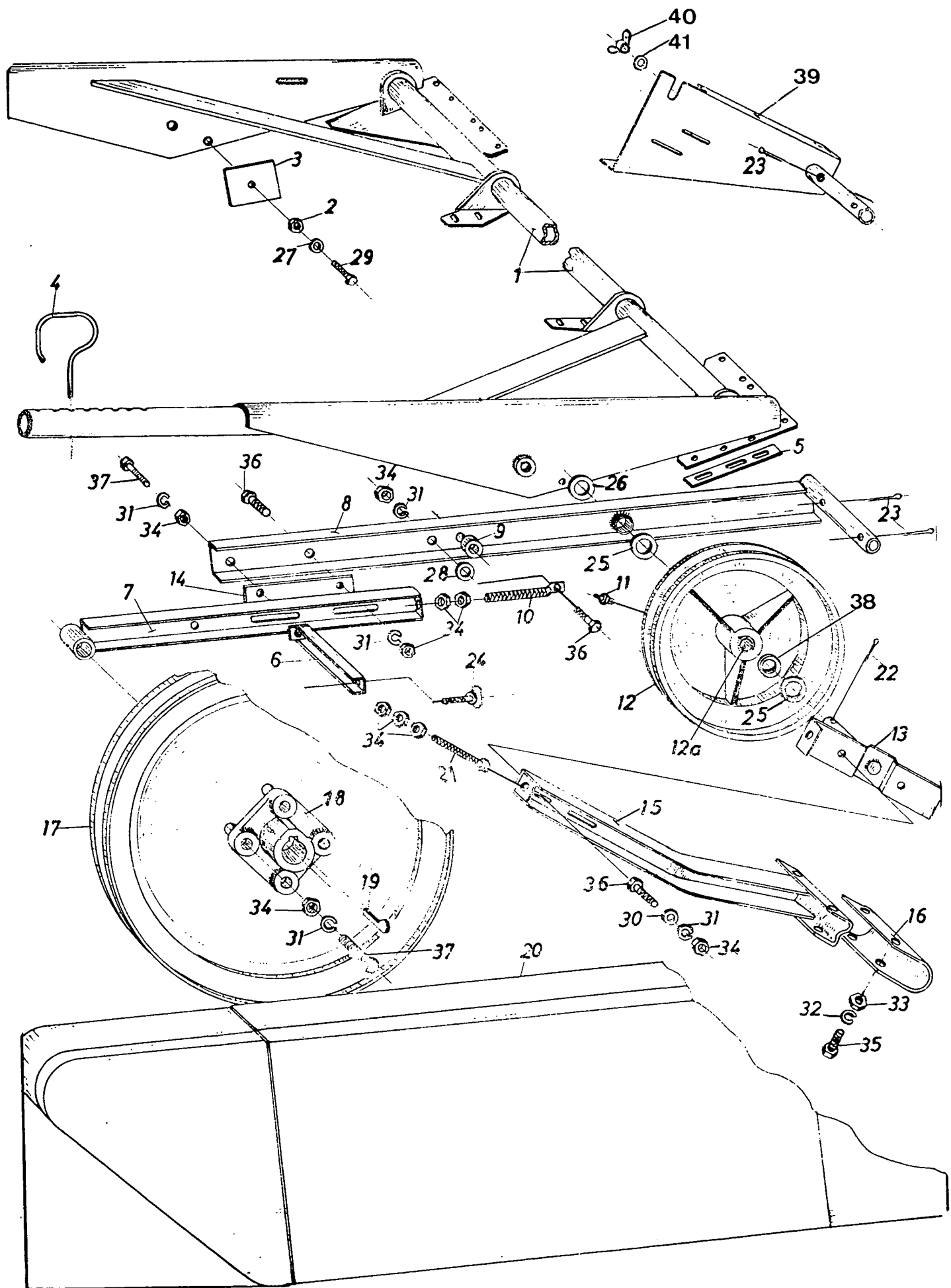
BRAS DE RABATTEUR - HASPELTRAGRAHMEN

764001 - 925999

Fig.	Order ref.	Old reference	Qty.	Code	Description	N.B.
1	487003		1	675	Reel support	(a)
	487675		1	675	Reel support	(b)
	487004		1	675	Reel support	(c)
	485801		1	675	Reel support	(d)
	485830		1	675	Reel support	(e)
	485831		1	725	Reel support	(f)
2	100018	DIN934-M12	2	675	Hex nut	
3	485835		2	675	Reel stop	
4	180009	MZ 544051	2	675	Retaining hook	
5	485855		2	675	Mounting spacer	
6	486495		1	669	Guard support	(a)-(c)-(d)-(e)-(f)
	488059		1	725	Guard support	(a)-(c)-(d)-(e)-(f)
	487747		1	675	Guard support	(b)
7	486025		1	669	Tension lever	
	488067		1	725	Tension lever	
8	486032		1	669	Pivot arm	
	488070		1	725	Pivot arm	(a)-(c)-(d)-(e)-(f)
	488433		1	725	Pivot arm	(b)
9	200222		1	669	Pivot arm bushing	
	200300		1	725	Pivot arm bushing	
10	340070	N102-10.125.1	1	669	Adjusting rod	
	340135		1	725	Adjusting rod	
11	332038	DIN71412-AM10x1	1	675	Grease fitting	
12	290149		1	669	Sheave, triple groove	incl.fig.11
	<del>040011</del>	040041	1	725	Sheave, triple groove	incl.fig.11,12a
12a	210089		2	725	Sheave bushing	
13	486030		1	669	Pivot	
	488062		1	725	Pivot	
14	488064		1	725	Tension lever spacer	
15	486027		1	669	Sheave support	
	488065		1	725	Sheave support	
16	486034		1	675	Support clamp	
17	290102	N76-525.100.1	1	675	Sheave, single groove	
18	280049	N95-100.30.1	1	669	Sheave hub	
	280089		1	725	Sheave hub	

- (a) Maaibord - Header - Tablier - Plattformwanne : 2,50 m - 8'2"
- (b) Ditto : 2,85 m - 9'4"
- (c) Ditto : 3 m - 9'10" -
- (d) Ditto : 3,60 m - 11'10" -
- (e) Ditto : 4,20 m - 13'10" -
- (f) Ditto : 5,40 m - 17'10"

Code 669 : 764001 - 834999  
 675 : 764001 - 925999  
 725 : 845001 - 925999



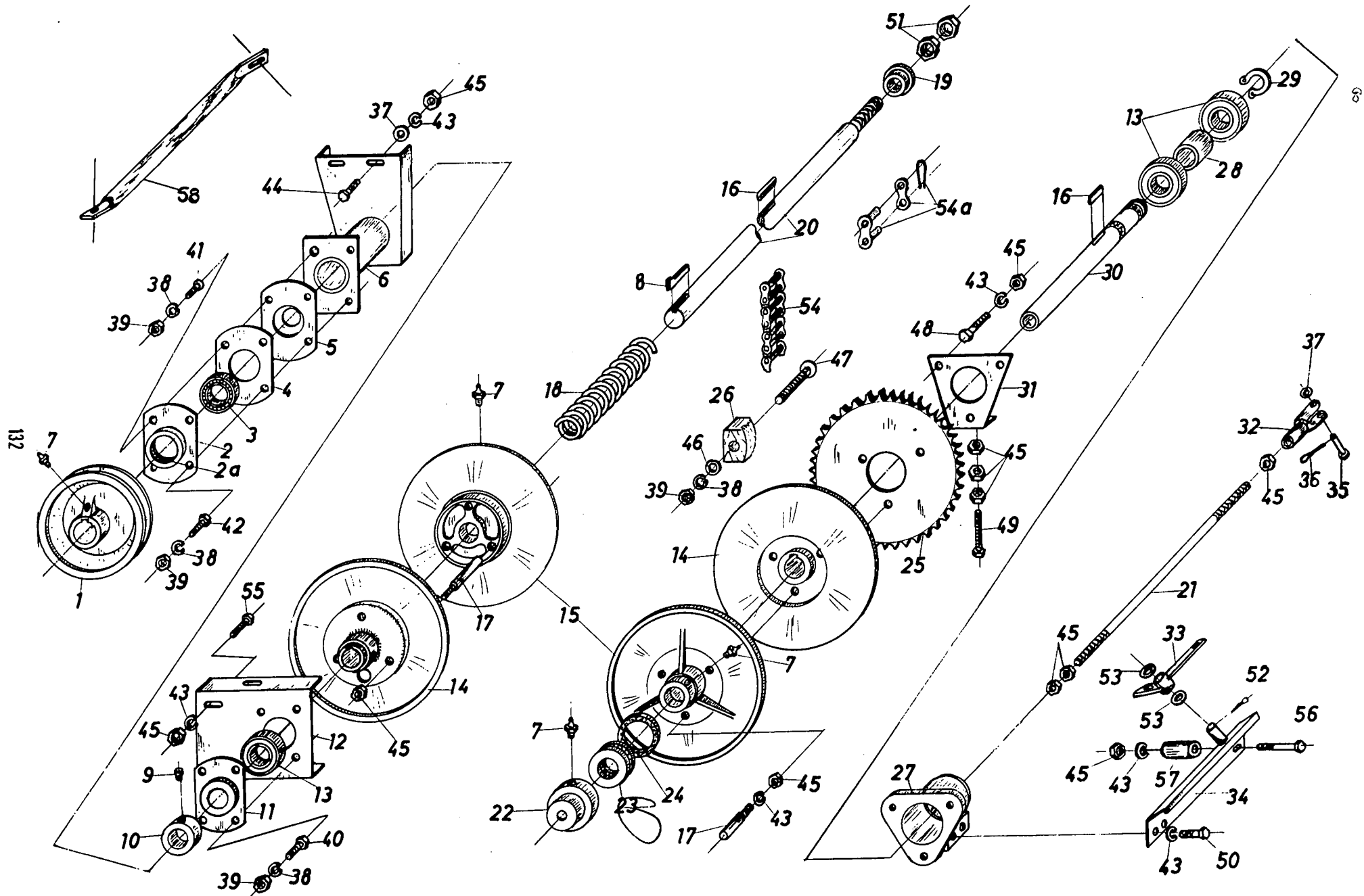
HASPELARM - REEL SUPPORT  
BRAS DE RABATTEUR - HASPELTRAGRAHMEN

764001 - 925999

Fig.	Order ref.	Old reference	Qty.	Code	Description	N.B.
19	170023	DIN6887-8x7x40	1	675	Gib key	
20	360139		1	669	Guard	(a)-(c)-(d)-(e)-(f)
	360181		1	669	Guard	(b)
	360188		1	725	Guard	(a)-(c)-(d)-(e)-(f)
	360202		1	725	Guard	(b)
21	120116	DIN933-M10x80-8G	1	669	Cap screw	
	120117	DIN933-M10x110-8G	1	725	Cap screw	
22	130011	DIN94-5x40	1	675	Cotter pin	
23	130010	DIN94-5x30	2	675	Cotter pin	
24	487746		1	675	Bolt, special	
25	140104	S13-26.40.3	2	675	Washer	
26	140060	MZ 544014	1	675	Washer	
27	140018	DIN126-14	2	669	Plain washer	
	140046	DIN127-A12	2	725	Lockwasher	
28	140042	DIN440-R11,5	1	669	Plain washer	
	140083	S13-11.40.6	1	725	Plain washer	
29	120102	DIN933-M12x30-8G	1	675	Cap screw	
30	140017	DIN126-11,5	6	675	Plain washer	
31	140045	DIN127-A10	18	675	Lockwasher	
32	322358	DIN127-A8	10	675	Lockwasher	
33	100015	DIN934-M8	10	675	Hex nut	
34	100016	DIN934-M10	34	675	Hex nut	
35	120104	DIN933-M8x20-8G	8	675	Cap screw	
36	120109	DIN933-M10x20-8G	5	675	Cap screw	
37	120111	DIN931-M10x30-8G	23	675	Cap screw	
38	140103	S13-26.38.1	2	669	Washer	
39	486503		1	669	Guard support	(a)-(c)-(d)-(e)-(f)
	487722		1	669	Guard support	(b)
40	100005	DIN315-M8	3	669	Wing nut	
41	140016	DIN126-9,5	13	669	Plain washer	

- (a) Maaibord - Header - Tablier - Plattformwanne : 2,50 m - 8'2"  
 (b) Ditto : 2,85 m - 9'4"  
 (c) Ditto : 3 m - 9'10"  
 (d) Ditto : 3,60 m - 11'10"  
 (e) Ditto : 4,20 m - 13'10"  
 (f) Ditto : 5,40 m - 17'10"

Code 669 : 764001 - 834999  
 675 : 764001 - 925999  
 725 : 845001 - 925999



132

89

HASPELVARIATOR - REEL VARI-DRIVE  
 VARIATEUR DU RABATTEUR - HASPELVARIATOR

764001 - 925999

Fig.	Order ref.	Old reference	Qty.	Code	Description	N.B.
1	290148		1	675	Sheave, single groove	incl.fig.7
2	310049	N41-62.16.1	1	675	Bearing housing	incl.fig.2a
2a	220063	S125-45.65.5	1	675	Felt ring	
3	210033	SKF 1206	1	675	Ball bearing	
4	310084	N67-54.75.1	1	675	Bearing retaining plate	
5	310056	N44-30.43.2	1	675	Retaining plate	
6	485999		1	675	Drive shaft support	
7	332038	DIN71412-AM10x1	4	675	Grease fitting	
8	170023	DIN6887-8x7x40	1	675	Gib key	
9	110003	DIN915-AM10x12-10K	1	675	Set screw	
10	300018		1	675	Locking collar	incl.fig.9
11	310046	N40-62.16.1	1	675	Bearing housing	
12	485988		1	675	Drive shaft support	
13	210043	SKF 6206-2RS	3	675	Sealed ball bearing	
14	290151		2	675	Sheave half	With keyway
15	290150		2	675	Sheave half	incl.fig.7
16	170010	S61-8.7.50	2	675	Key	
17	260122		6	675	Sheave pin	
18	180065		1	675	Compression spring	
19	140191		1	675	Washer	
20	260135		1	675	Drive shaft	(a)-(b)
	260136		1	675	Drive shaft	(c)
	260137		1	675	Drive shaft	(d)
	260138		1	675	Drive shaft	(e)
	260149		1	725	Drive shaft	(f)
21	110074		1	675	Stud	
22	320064		1	675	Bearing housing	incl.fig.7
23	210076	SKF 51106	1	675	Ball thrust bearing	
24	220012	DIN5419-45	1	675	Felt ring	
25	270048		1	675	Sprocket	
26	485989		1	675	Chain tension block	
27	320065		1	675	Bearing housing	
28	200140	S101-30.34.31	1	675	Spacer bushing	
29	370003	DIN471-30	1	675	Snap ring	
30	260118		1	675	Lower shaft	

- (a) Maaibord - Header - Tablier - Plattformwanne : 2,50 m - 8'2"  
 (b) Ditto : 2,85 m - 9'4"  
 (c) Ditto : 3 m - 9'10"  
 (d) Ditto : 3,60 m - 11'10"  
 (e) Ditto : 4,20 m - 13'10"  
 (f) Ditto : 5,40 m - 17'10"

Code 669 : 764001 - 834999  
 675 : 764001 - 925999  
 725 : 845001 - 925999  
 737 : 905001 - 925999

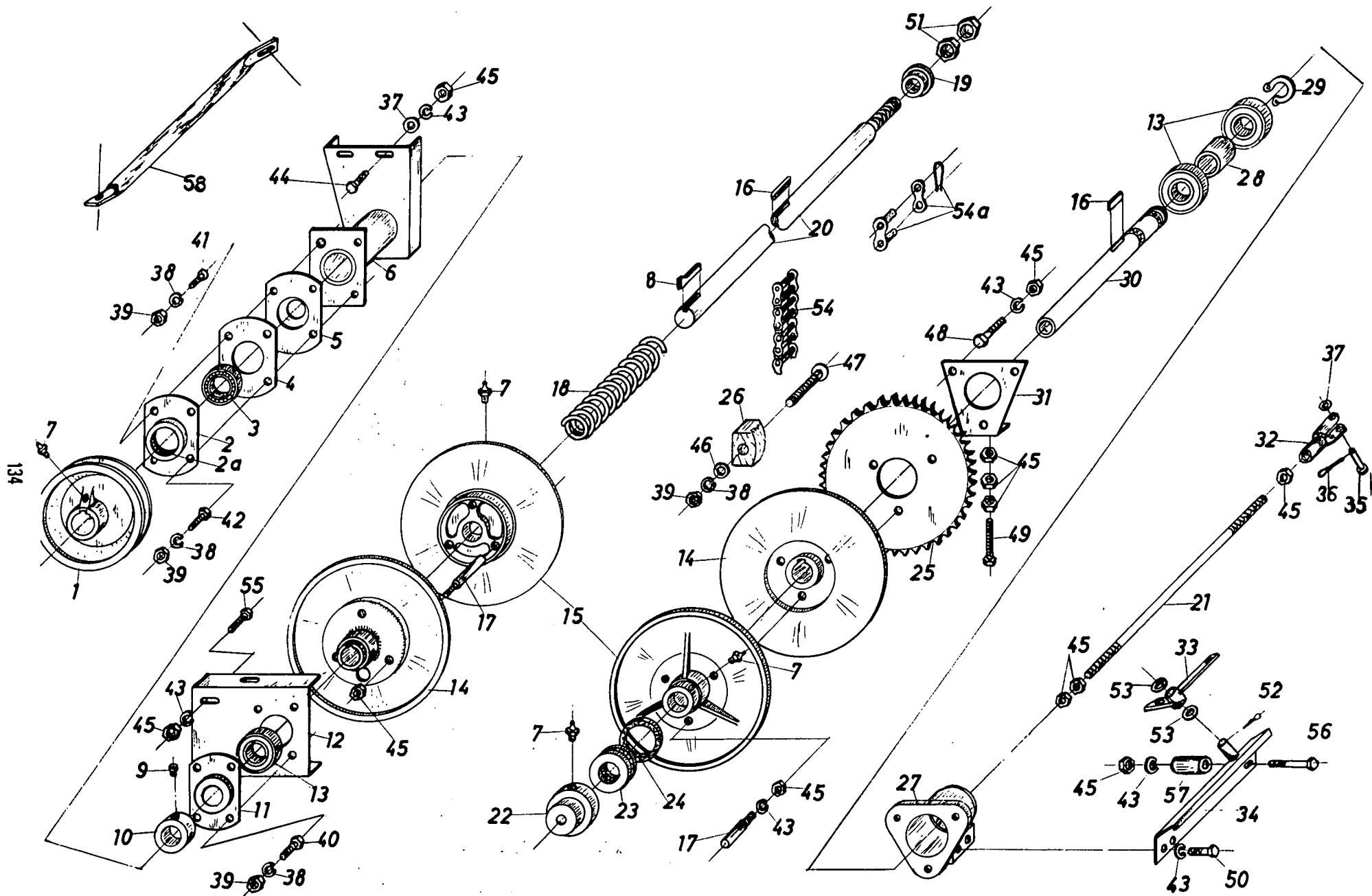
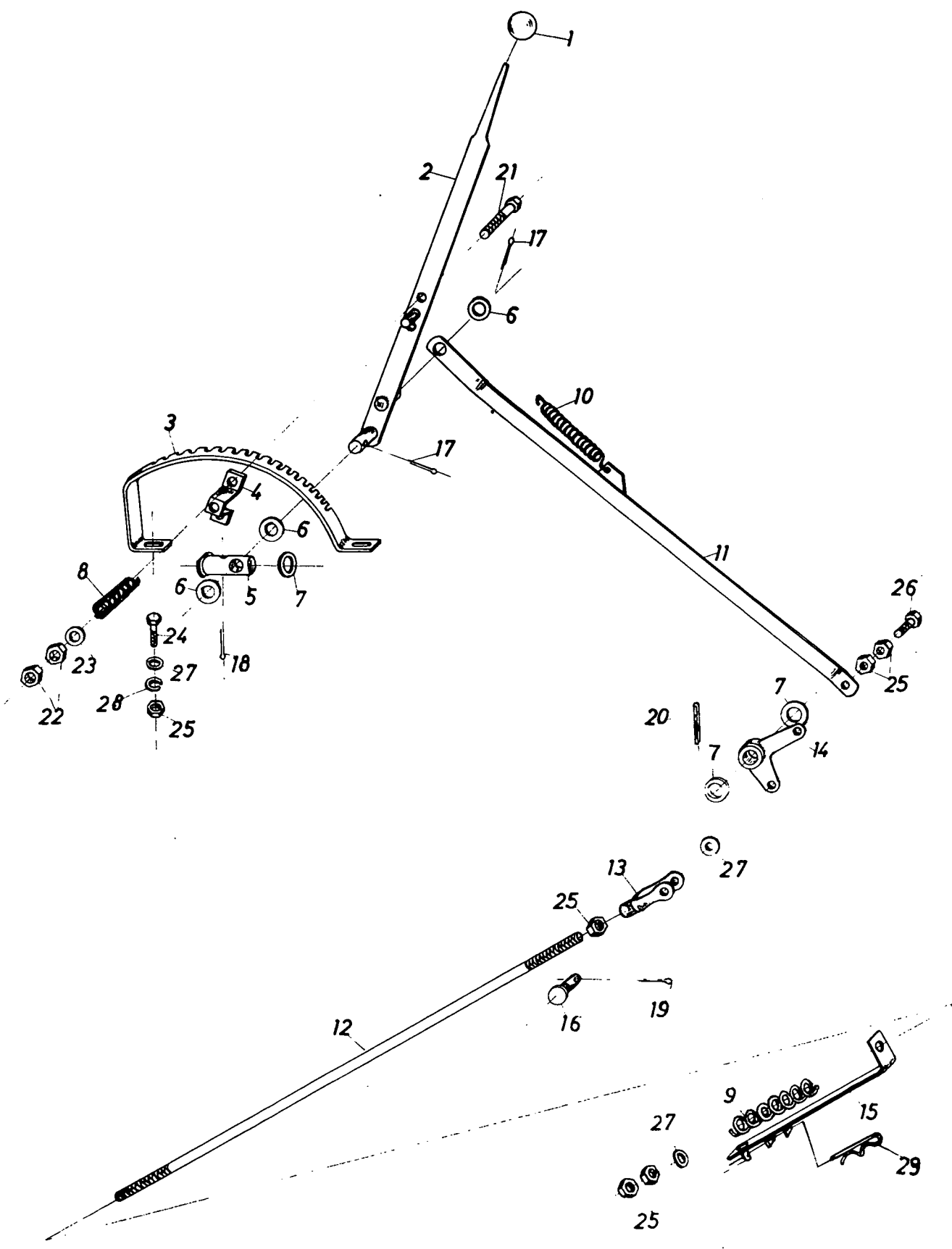


Fig.	Order ref.	Old reference	Qty.	Code	Description	N.B.
31	485987		1	675	Adjusting plate	
32	340075	N110-11.40.1	1	675	Clevis	
33	485521		1	675	Pivot lever	
34	485985		1	675	Lever support	
35	390040	DIN1434-10x25x27	1	675	Clevis pin	
36	130003	DIN94-3x20	1	675	Cotter pin	
37	140017	DIN126-11,5	5	675	Plain washer	
38	322358	DIN127-A8	9	675	Lockwasher	
39	100015	DIN934-M8	9	675	Hex nut	
40	120103	DIN933-M8x15-8G	4	675	Cap screw	
41	120203	DIN87-AM8x20	2	675	Countersunk hd.mach. screw	
42	120104	DIN933-M8x20-8G	2	675	Cap screw	
43	140045	DIN127-A10	16	675	Lockwasher	
44	120111	DIN931-M10x30-8G	2	675	Cap screw	
45	100016	DIN934-M10	20	675	Hex nut	
46	140016	DIN126-9,5	1	675	Plain washer	
47	120061	DIN931-M8x60-8G	1	675	Cap screw	
48	120112	DIN931-M10x40-8G	3	675	Cap screw	
49	120116	DIN933-M10x80-8G	1	675	Cap screw	
50	120111	DIN933-M10x30-8G	2	675	Cap screw	
51	100020	DIN934-M16	2	675	Hex nut	
52	130010	DIN94-5x30	1	675	Cotter pin	
53	140097	S13-20,5.35.3	2	675	Plain washer	
54	230099		1	675	Drive chain assy.	incl.fig.54a
54a	230031	N26-110.056	AR	675	Connector link	
55	120109	DIN933-M10x20-8G	2	675	Cap screw	
56	120075	DIN931-M10x100-8G	1	675	Cap screw	
57	487042		1	669	Roller	
	200332		1	725	Roller	
58	488930		1	737	Support	(d)

- (a) Maaibord - Header - Tablier - Plattformwanne : 2,50 m - 8'2"
- (b) Ditto : 2,85 m - 9'4"
- (c) Ditto : 3 m - 9'10"
- (d) Ditto : 3,60 m - 11'10"
- (e) Ditto : 4,20 m - 13'10"
- (f) Ditto : 5,40 m - 17'10"

Code 669 : 764001 - 834999  
 675 : 764001 - 925999  
 725 : 845001 - 925999  
 737 : 905001 - 925999



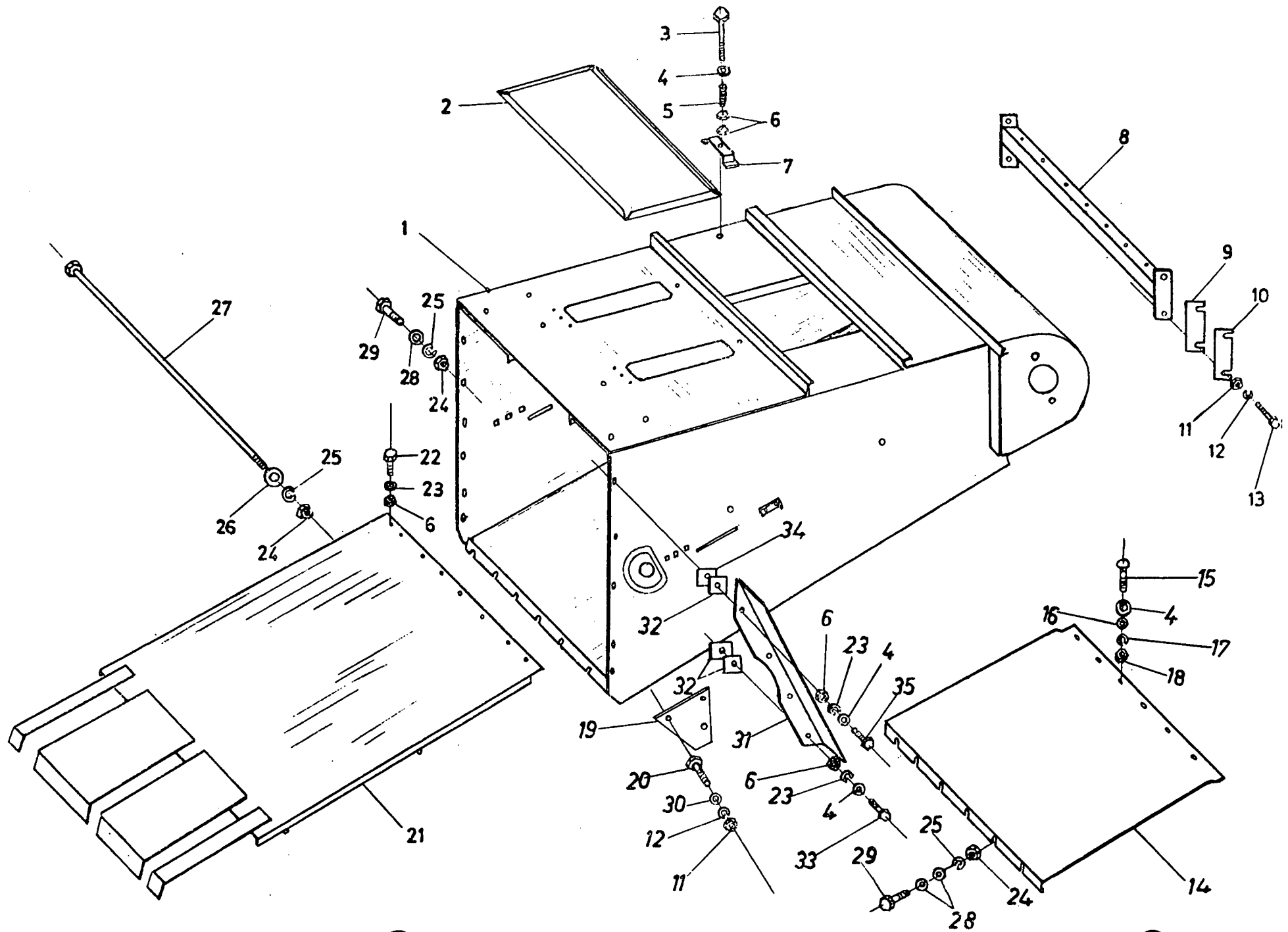


HASPELVARIATORBEDIENING – REEL VARIABLE CONTROL LEVER  
 COMMANDE DU VARIATEUR DE RABATTEUR – HASPELVARIATORBEDIENUNG

764001 – 925999

Fig.	Order ref.	Old reference	Qty.	Code	Description	N.B.
1	330021	S95-40.8	1	675	Control lever knob	
2	485990		1	675	Control lever	
3	481289		1	675	Quadrant	
4	485997		1	675	Pivot bracket	
5	485992		1	675	Pivot pin	
6	140018	DIN126-14	3	675	Plain washer	
7	140097	S13-20,5.35.3	3	675	Washer	
8	180064	N50-13.25.1,5	2	675	Compression spring	
9	180020	N50-20.130.5	1	675	Compression spring	
10	180039	N52-22.190.3,5	1	675	Tension spring	
11	484191		1	675	Control lever link	
12	110102		1	Ø5	Control rod	
13	340075	N110-11.40.1	1	675	Control rod clevis	
14	485521		1	675	Pivot lever	
15	485998		1	675	Tension bracket	
16	390040	DIN1434-10.35.27	1	675	Clevis pin	
17	130006	DIN94-4x20	2	675	Cotter pin	
18	130005	DIN94-3x30	1	675	Cotter pin	
19	130003	DIN94-3x20	1	675	Cotter pin	
20	130010	DIN94-5x30	1	675	Cotter pin	
21	120107	DIN931-M8x50-8G	2	675	Cap screw	
22	100015	DIN934-M8	4	675	Hex nut	
23	140016	DIN126-9,5	2	675	Plain washer	
24	120111	DIN931-M10x30-8G	2	675	Cap screw	
25	100016	DIN934-M10	9	675	Hex nut	
26	120111	DIN933-M10x30-8G	2	675	Cap screw	
27	140017	DIN126-11,5	4	675	Plain washer	
28	140045	DIN127-A10	2	675	Lockwasher	

Code 675 : 764001 - 925999

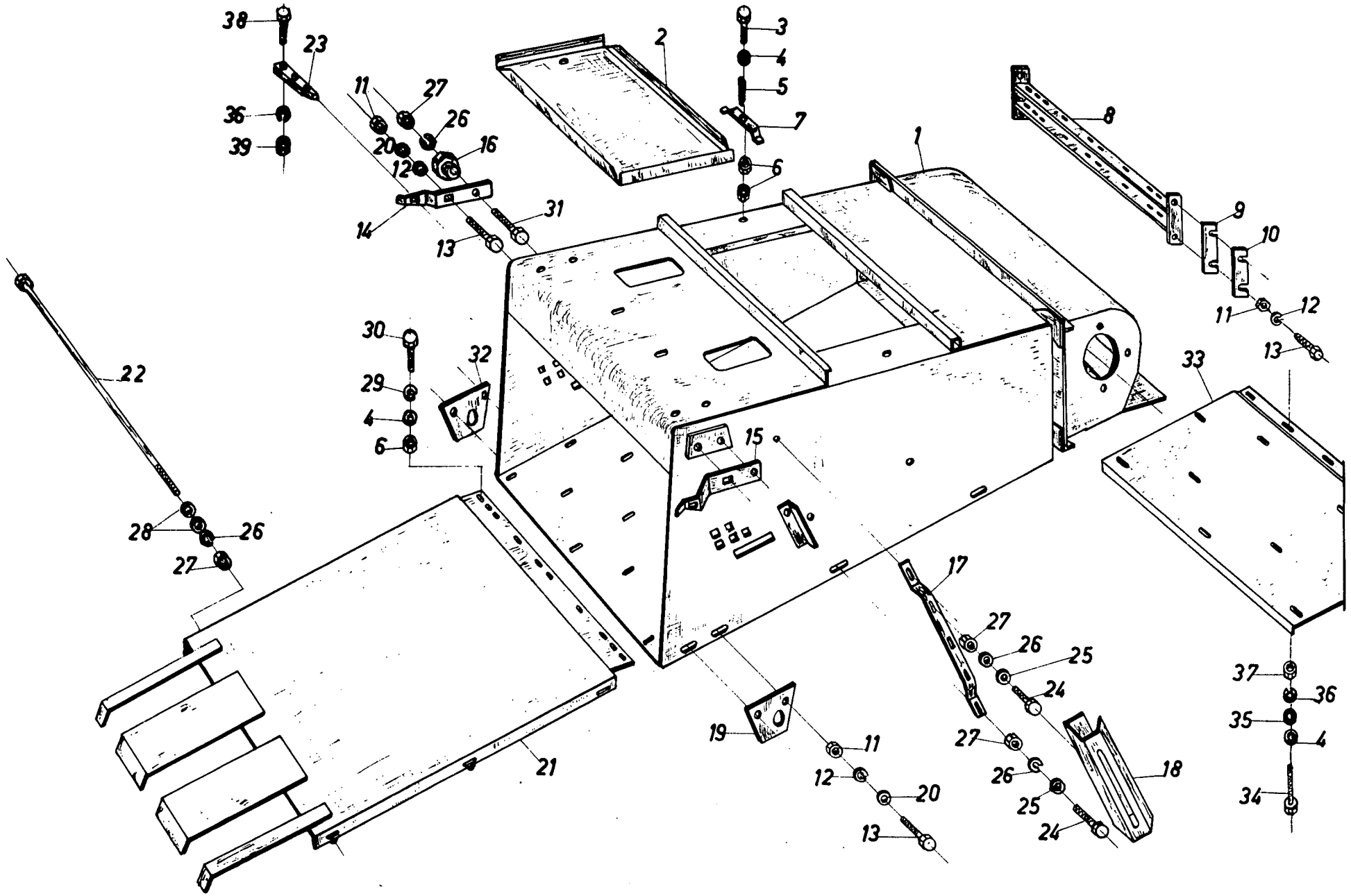


STRO-ELEVATORHUIS – STRAW ELEVATOR HOUSING  
 ENVELOPPE CONVOYEUR – FÖRDERKANAL

409001 – 561999

Fig.	Order ref.	Old reference	Qty.	Code	Description	N.B.
1	484131	MZ 524001	1	13	Straw elevator housing	
2	310025	MZ 524021	1	13	Cover plate	
3	120064	DIN931-M8x90-8G	2	13	Cap screw	
4	140016	DIN126-9,5	21	13	Plain washer	
5	180016	N50-12.18.1,5	2	13	Compression spring	
6	100015	DIN934-M8	13	13	Hex nut	
7	482750	MZ 523933	2	13	Spring bracket	
8	489303	MZ 524004	1	7	Support channel	
	482731	MZ 524704	1	251	Support channel	
9	482739	MZ 524017	2	13	Support channel shim	0,5 mm
10	482740	MZ 524018	2	13	Support channel shim	0,2 mm
11	100018	DIN934-12	8	13	Hex nut	
12	140046	DIN127-A12	8	13	Lockwasher	
13	120121	DIN931-M12x40-8G	4	13	Cap screw	
14	489310	MZ 524022	1	13	Housing plate	
15	120032	DIN603-M6x20	12	13	Sq. neck carr. bolt	
16	140015	DIN126-7	12	13	Plain washer	
17	322357	DIN127-A6	12	13	Lockwasher	
18	100014	DIN934-M6	12	13	Hex nut	
19	485482	MZ 524027	2	13	Hydr. cylinder plate	
20	120122	DIN931-M12x50-8G	4	13	Cap screw	
21	489305	MZ 524006	1	7	Intermediate plate	
	484481	MZ 524706	1	251	Intermediate plate	
22	120104	DIN933-M8x20-8G	7	13	Cap screw	
23	322358	DIN127-A8	9	13	Lockwasher	
24	100016	DIN934-M10	19	13	Hex nut	
25	140045	DIN127-A10	19	13	Lockwasher	
26	140082	S13-11 40.3	4	13	Washer	
27	120153	MZ 524005	2	13	Plate cross rod	
28	140017	DIN126-11,5	24	13	Plain washer	
29	120111	DIN931-M10x30-8G	17	13	Cap screw	
30	140018	DIN126-14	4	251	Plain washer	
31	489311	MZ 524745	1	251	Housing support	
32	489312	MZ 525047	3	251	Shim	
33	120106	DIN931-M8x40-8G	1	251	Cap screw	
34	489724	MZ 525048	1	251	Support	
35	120105	DIN931-M8x30-8G	1	251	Cap screw	

Code 7 : 409001 - 490999  
 13 : 409001 - 561999  
 251 : 501001 - 561999

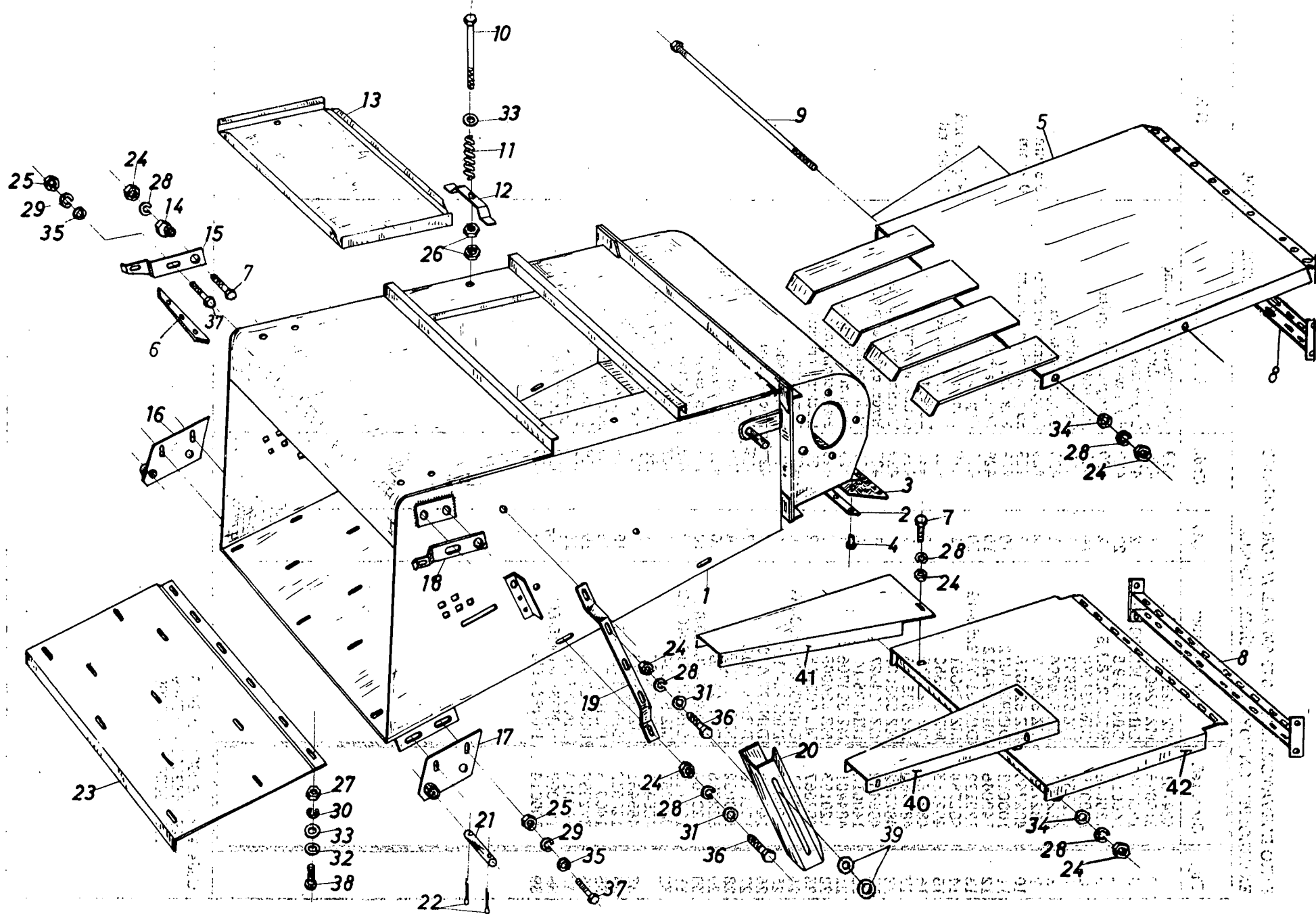


STRO-ELEVATORHUIS – STRAW ELEVATOR HOUSING  
 ENVELOPPE CONVOYEUR – FÖRDERKANAL

582001 – 753999

Fig.	Order ref.	Old reference	Qty.	Code	Description	N.B.
1	484131	MZ 525801	1	429	Straw elevator housing	
2	310025	MZ 524021	1	429	Cover plate	
3	120064	DIN931-M8x90-8G	2	429	Cap screw	
4	140016	DIN126-9,5	27	429	Plain washer	
5	180016	N50-12.58.1,5	2	429	Compression spring	
6	100015	DIN934-M8	14	429	Hex nut	
7	482750	MZ 523933	2	429	Spring bracket	
8	482731	MZ 524704	1	429	Support channel	
9	482739	MZ 524017	2	429	Support channel shim	0,5 mm
10	482740	MZ 524018	2	429	Support channel shim	0,2 mm
11	100018	DIN934-M12	10	429	Hex nut	
12	140046	DIN127-A12	10	429	Lockwasher	
13	120122	DIN931-M12x50-8G	10	429	Cap screw	
14	482754	MZ 525851	1	429	Locking bracket	Right-hand
15	482753	MZ 525850	1	429	Locking bracket	Left-hand
16	482752	MZ 525835	2	429	Eccentric	
17	482760	MZ 535005	1	429	Guide support	
18	482762	MZ 535007	1	429	Tension pulley guide	
19	485482	MZ 524027	1	429	Hydr. cylinder plate	
20	140018	DIN126-14	6	429	Plain washer	
21	484481	MZ 524706	1	429	Intermediate plate	
22	120153	MZ 524005	2	429	Plate cross rod	
23	482667	MZ 505875	2	429	Locking bracket	
24	120111	DIN931-M10x30-8G	4	429	Cap screw	
25	140017	DIN126-11,5	4	429	Plain washer	
26	140045	DIN127-A10	7	429	Lockwasher	
27	100016	DIN934-M10	7	429	Hex nut	
28	140082	S13-11.40.3	4	429	Washer	
29	322358	DIN127-A8	10	429	Lockwasher	
30	120104	DIN933-M8x20-8G	10	429	Cap screw	
31	120112	DIN931-M10x40-8G	2	429	Cap screw	
32	482751	MZ 524034	1	422	Hydr. cylinder plate	
	485482	MZ 524027	1	558	Hydr. cylinder plate	
33	485481	MZ 525822	1	429	Housing plate	
34	120032	DIN603-M6x20	15	429	Sq. neck carr. bolt	
35	140015	DIN126-7	15	429	Plain washer	
36	322357	DIN127-A6	19	429	Lockwasher	
37	100014	DIN557-M6	15	422	Square nut	
38	120099	DIN933-M6x15-8G	4	429	Cap screw	
39	100014	DIN934-M6	4	429	Hex nut	

Code 422 : 582001 - 652999  
 429 : 582001 - 753999  
 558 : 663001 - 753999



STRO-ELEVATORHUIS – STRAW ELEVATOR HOUSING  
 ENVELOPPE CONVOYEUR – FÖRDERKANAL

764001 – 925999

Fig.	Order ref.	Old reference	Qty.	Code	Description	N.B.
1	484131		1	675	Straw elevator housing	
2	482717	MZ 524901.17	1	675	Curtain strip	
3	190050	MZ 524901.18	1	675	Curtain	
4	130023	DIN660-5x15AL	7	675	Rivet	
5	487599		1	686	Intermediate plate	
6	482667	MZ 505875	1	675	Locking pin	
7	120112	DIN931-M10x40-8G	2	675	Cap screw	
8	484948		1	669	Support channel	
	488279		1	725	Support channel	
9	120153	MZ 524005	1	675	Plate cross rod	
10	120064	DIN931-M8x90-8G	2	675	Cap screw	
11	180016	N50-12.58.1,5	2	675	Compression spring	
12	482750	MZ 523933	2	675	Spring bracket	
13	310025	MZ 524021	1	675	Cover plate	
14	482752	MZ 525835	2	675	Eccentric	
15	482754	MZ 525851	1	675	Locking bracket	Right-hand
16	485638		1	675	Hydr. cylinder plate	Right-hand
17	485640		1	675	Hydr. cylinder plate	Left-hand
18	482753	MZ 525850	1	675	Locking bracket	Left-hand
19	482760	MZ 535005	1	675	Support bracket	
20	482762	MZ 535007	1	675	Tension pulley guide	
21	390051		2	675	Hydr. cylinder pin	
22	130010	DIN94-5x30	4	675	Cotter pin	
23	485481	MZ 525822	1	675	Housing plate	
24	100016	DIN934-M10	12	675	Hex nut	
25	100018	DIN934-M12	6	675	Hex nut	
26	100015	DIN934-M8	4	675	Hex nut	
27	100014	DIN934-M6	6	675	Hex nut	
28	140045	DIN127-A10	12	675	Lockwasher	
29	140046	DIN127-A12	6	675	Lockwasher	
30	322357	DIN127-A6	6	675	Lockwasher	
31	140017	DIN126-11,5	6	675	Plain washer	
32	140015	DIN126-7	6	675	Plain washer	
33	140016	DIN126-9,5	8	675	Plain washer	
34	140042	DIN440-R11,5	2	675	Plain washer	
35	140018	DIN126-14	6	675	Plain washer	
36	120111	DIN931-M10x30-8G	6	675	Cap screw	
37	120121	DIN931-M12x40-8G	6	675	Cap screw	
38	120032	DIN603-M6x20	15	675	Sq. neck carr. bolt	
39	140101		2	725	Washer	
40	487033		1	664	Extension plate	Left-hand
41	487034		1	664	Extension plate	Right-hand
42	481281		1	664	Intermediate plate	

Code 664 : 764001 - 764999  
 669 : 764001 - 834999  
 675 : 764001 - 925999  
 686 : 774001 - 925999  
 725 : 845001 - 925999

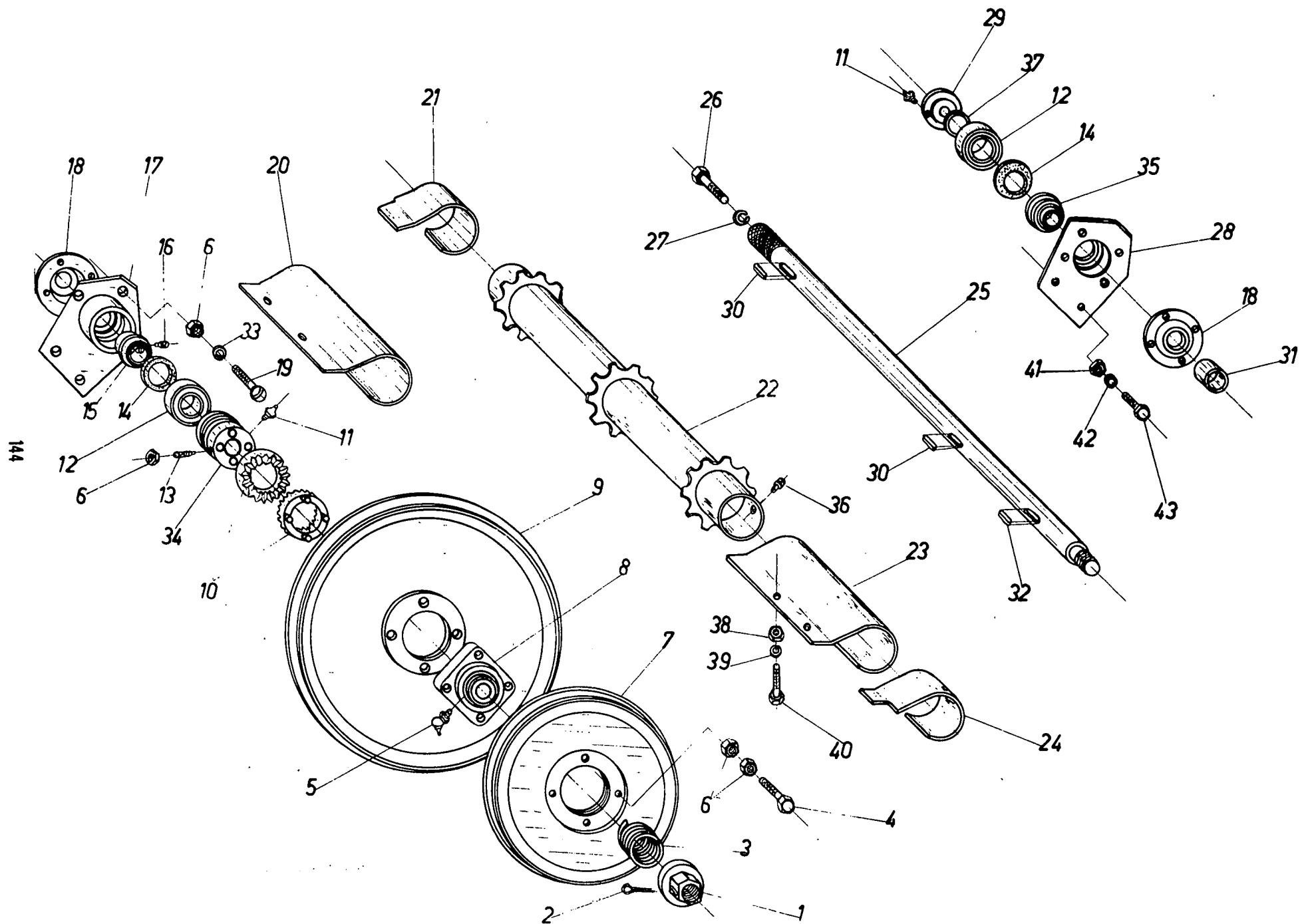


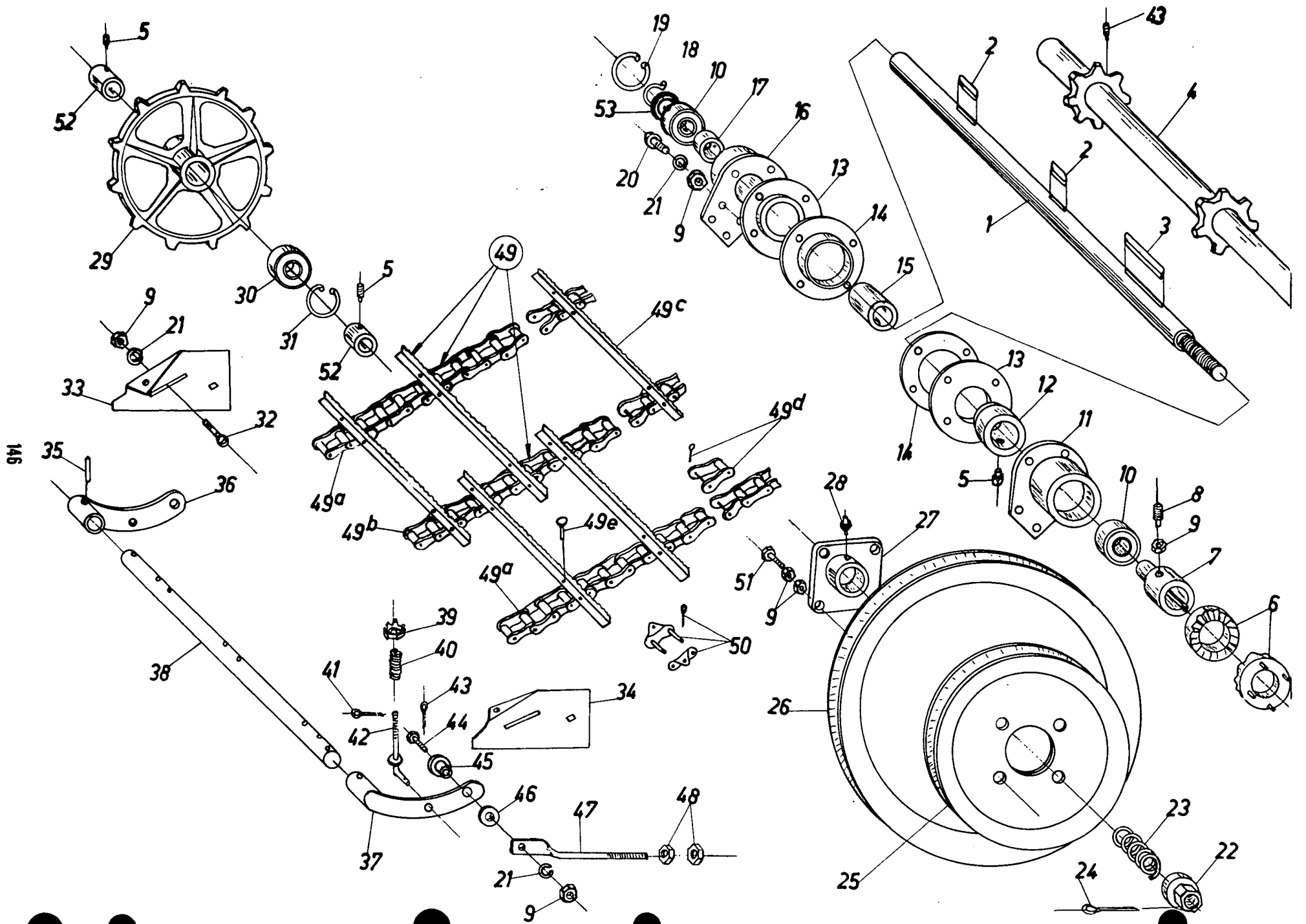


Fig.	Order ref.	Old reference	Qty.	Code	Description	N,B.
1	309135	N31-85.30.1	1	4	Spring retaining nut	
2	130016	DIN94-6x60	1	4	Cotter pin	
3	180026	N50-58.110.2	1	4	Compression spring	
4	120070	DIN931-M10x60-8G	4	4	Cap screw	
5	332039	DIN71412-BM10x1	1	4	Grease fitting	
6	100016	DIN934-M10	12	4	Hex nut	
7	290101	N76-425.100.1	1	4	Sheave, single groove	
8	489307	MZ 524013	1	4	Sheave hub	
9	290103	N76-625.100.1	1	4	Sheave, single groove	
10	280058	N30-85.50.1	2	4	Clutch, half	
11	332038	DIN71412-AM10x1	2	4	Grease fitting	
12	301186	SKF 22207	2	4	Roller bearing	
13	300712	DIN915-AM10x35-10K	2	4	Set screw	
14	300891	SKF-Fil1-50.66.6	2	4	Felt ring	
15	489309	MZ 524015	1	4	Bushing	incl.fig.16
16	110003	DIN915-AM10x12-10K	1	4	Set screw	
17	320045	MZ 524009	1	4	Bearing housing	Left-hand
18	310170	N67-46.127.1	2	4	Bearing retaining plate	
19	120030	DIN87-AM10x30-8G	6	4	Countersund hd.mach.screw	
20	360255	MZ 524041	1	4	Guard, middle	Right-hand
21	360256	MZ 524042	1	4	Guard	Right-hand
22	260043	MZ524011	1	4	Sprocket assy	
23	360254	MZ 524040	1	4	Guard, middle	Left-hand
24	360257	MZ 524043	1	4	Guard	Left-hand
25	260207	MZ 524108	1	4	Upper shaft	
26	120120	DIN933-M12x30-8G	1	4	Cap screw	
27	140046	DIN127-A12	1	4	Lockwasher	
28	320046	MZ 524016	1	4	Bearing housing	
29	482744	MZ 524025	1	4	Washer	incl.fig.11
30	170051	S61-10.8.45	2	4	Key	
31	200155	S101-36.42.5.62	1	4	Spacer	
32	170052	S61.10.8.70	1	4	Key	
33	140045	DIN127-A10	6	4	Lockwasher	
34	280105	MZ 524012	1	4	Clutch hub	incl.fig.11
35	489308	MZ 524014	1	4	Bearing bushing	
36	110134	DIN915-AM10x20-10K	2	4	Set screw	
37	200153	S101-36.42.5.5	1	4	Spacer	
38	100015	DIN934-M8	7	4	Hex nut	
39	322358	DIN127-A8	7	4	Lockwasher	
40	120104	DIN933-M8x20-8G	7	4	Cap screw	
41	100018	DIN934-M12	4	4	Hex nut	
42	140046	DIN127-A12	4	4	Lockwasher	
43	120121	DIN931-M12x40-8G	4	4	Cap screw	

Code 4 : 409001 - 459999

(\*) Enkel gebruikt op de volgende machines - Only used on the following machines  
 Uniquement pour les machines suivantes - Nur für folgende Maschinen

419020/419025/419047/419062/419065/419076/419077/419083/419088/419089/419097/419098/419099/  
 419100/430002/430003/430004/430005/430006/430007/430008/430009/430010/430011/430012/430013/  
 430014/430015/430016/430017/430018/430021/430022/430032/430034/430035/430037/430038/430039/  
 430040/430041/430043/430044/430045/430048/430049/430052/430102/430108/430115/430120/430122/  
 430123/430124/430125/430126/430141/430142/430144/430145/430146/430148/430149



STRO-ELEVATOR - STRAW ELEVATOR  
CONVOYEUR - KETTENFÖRDERER (\*)

409001 - 459999

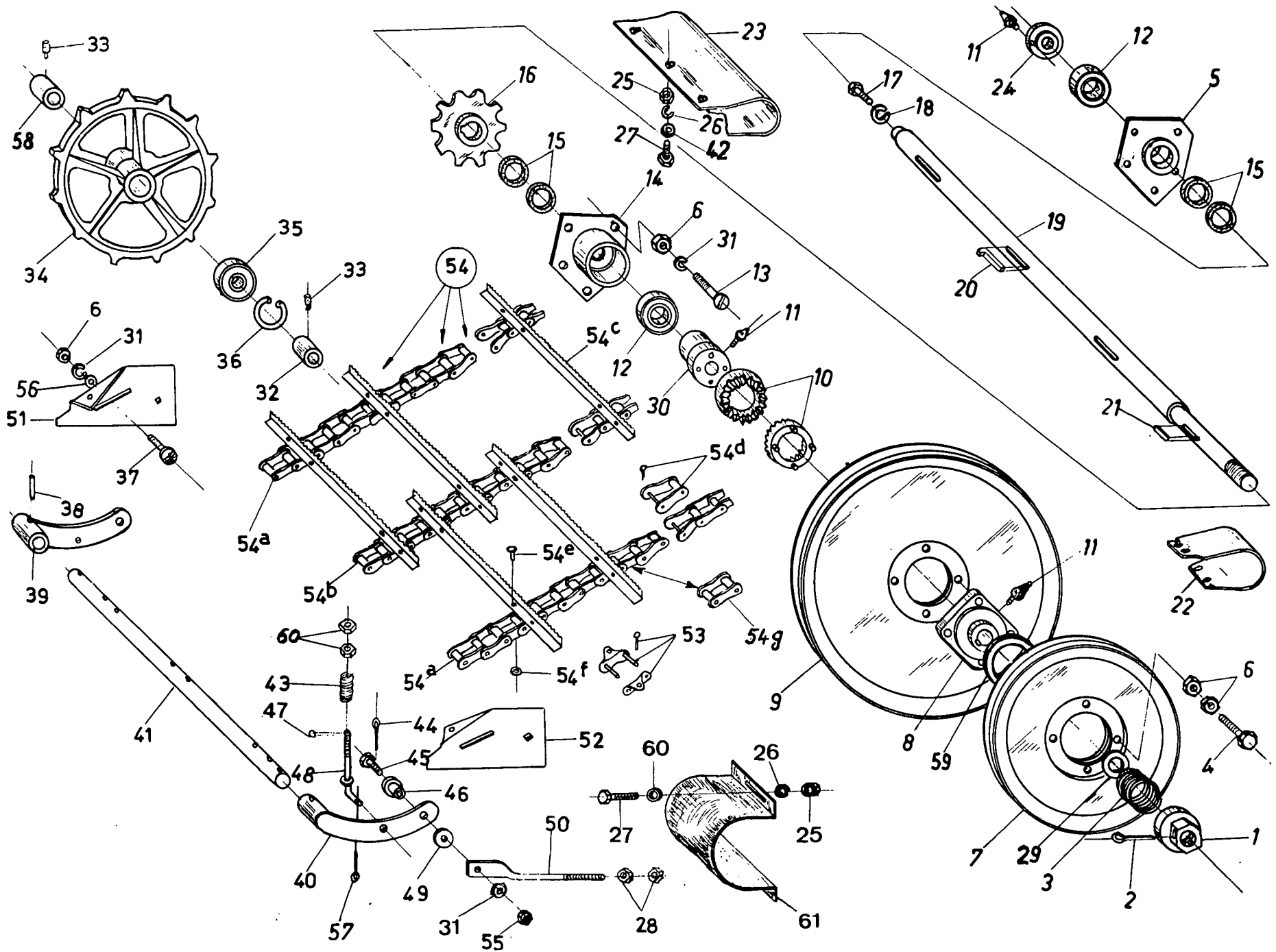
Fig.	Order ref.	Old reference	Qty.	Code	Description	N.B.
1	260207	MZ 524108	1	4	Upper shaft	
2	170051	S61-10.8.45	2	4	Key	
3	170052	S61-10.8.70	1	4	Key	
4	260043	MZ 524011	1	4	Sprocket assy	
5	110003	DIN915-AM10x12-10K	7	4	Set screw	
6	280058	N30-85.50.1	2	4	Clutch half	
7	280105	MZ 524012	1	4	Bearing bushing	
8	300712	DIN915-AM10x35-10K	1	4	Set screw	
9	100016	DIN934-M10	13	4	Hex nut	
10	210044	SKF6207-2RS	2	4	Sealed ball bearing	
11	320045	MZ 524009	1	4	Bearing housing	Left-hand
12	300029	N58-35.50.1	1	4	Locking collar	
13	310170	N67-46.127.1	2	4	Bearing retaining plate	
14	360249	N67-96.127.1	2	4	Housing shield	
15	200155	S101-36.42,5.62	1	4	Spacer	
16	320046	MZ 524016	1	4	Bearing housing	Right-hand
17	489308	MZ 524014	1	4	Spacer	
18	370004	DIN471-35	1	4	Snap ring	
19	370012	DIN472-72	1	4	Snap ring	
20	120030	DIN87-AM10x30-8G	6	4	Countersunk hd.mach.screw	
21	140045	DIN127-A10	10	4	Lockwasher	
22	309135	N31-85.30.1	1	4	Spring retaining nut	
23	180026	N50-58.110.12	1	4	Compression spring	
24	130016	DIN94-6x60	1	4	Cotter pin	
25	290101	N76-425.100.1	1	4	Sheave, single groove	
26	290103	N76-625.100.1	1	4	Sheave, single groove	
27	489307	MZ 524013	1	4	Sheave hub	
28	332038	DIN71412-AM10x1	1	4	Grease fitting	
29	270033	N25-326.41.1	3	4	Sprocket	
30	210043	SKF6206-2RS	3	4	Sealed ball bearing	
31	370012	DIN472-62	3	4	Snap ring	
32	120041	DIN603-M10x20	4	4	Sq. neck carr. bolt	
33	482742	MZ 520123	1	4	Support	Right-hand
34	482743	MZ 520124	1	4	Support	Left-hand
35	130050	DIN1481-8x40	2	4	Roll pin	
36	482729	MZ 520102	1	4	Pivot arm	Right-hand
37	482730	MZ 520103	1	4	Pivot arm	Left-hand
38	260044	MZ 524029	1	4	Lower shaft	
39	100030	DIN935-M10	2	4	Hex slotted nut	
40	180021	N50-21.78.3,5	2	4	Compression spring	
41	130006	DIN94-4x20	4	4	Cotter pin	
42	340149	MZ 524007	2	4	Adjusting rod	
43	110134	DIN915-AM10x20-10K	2	4	Set screw	
43a	130003	DIN94-3x20	2	4	Cotter pin	
44	120154	MZ 524010	1	4	Cap screw, special	
45	200050	MZ 520126	2	4	Pivot arm bushing	
46	140082	S13-11.40.3	2	4	Washer	
47	340074	N102-12.220.1	2	4	Adjusting rod	
48	100018	DIN934-M12	4	4	Hex nut	
49	230095	MZ 524032	1	4	Chain assy.	incl.fig.49a,49b,49c,49d,49e
49a	230016	MZ 524032.02	2	4	Chain, outer	
49b	230017	MZ 524032.03	1	4	Chain, middle	
49c	301693	MZ 522232.01	39	4	Elevating slat	
49d	230030	N12-41.4	9	4	Offset link	
49e	130061	S81-SMØ7x15	156	4	Rivet	
50	230034	N172-41.4	AR	4	Attachment link	
51	120070	DIN931-M10x60-8G	4	4	Cap screw	
52	300005	N58-30.50.1	6	4	Locking collar	
53	200153	S101-36.42,5,5	1	4	Spacer	

Code 4 : 409001 - 459999

(\*) Niet gebruikt op volgende machines - Not used on the following machines  
N'est pas utilisé sur les machines suivantes - Nicht für folgende Maschinen

419020/419025/419047/419062/419065/419076/419077/419083/419088/419089/419097/419098/419099/  
419100/430002/430003/430004/430005/430006/430007/430008/430009/430010/430011/430012/430013/  
430014/430015/430016/430017/430018/430021/430022/430032/430033/430034/430035/430037/430038/  
430039/430040/430041/430043/430044/430045/430048/430049/430052/430102/430108/430115/430120/  
430122/430123/430124/430125/430126/430141/430124/430144/430145/430146/430148/430149

α Alternatief 2045 9575 → 147 setting 150. send  
mts/ridge aanpassingen  
→ { 1x 2035 9299  
2x 2035 9299



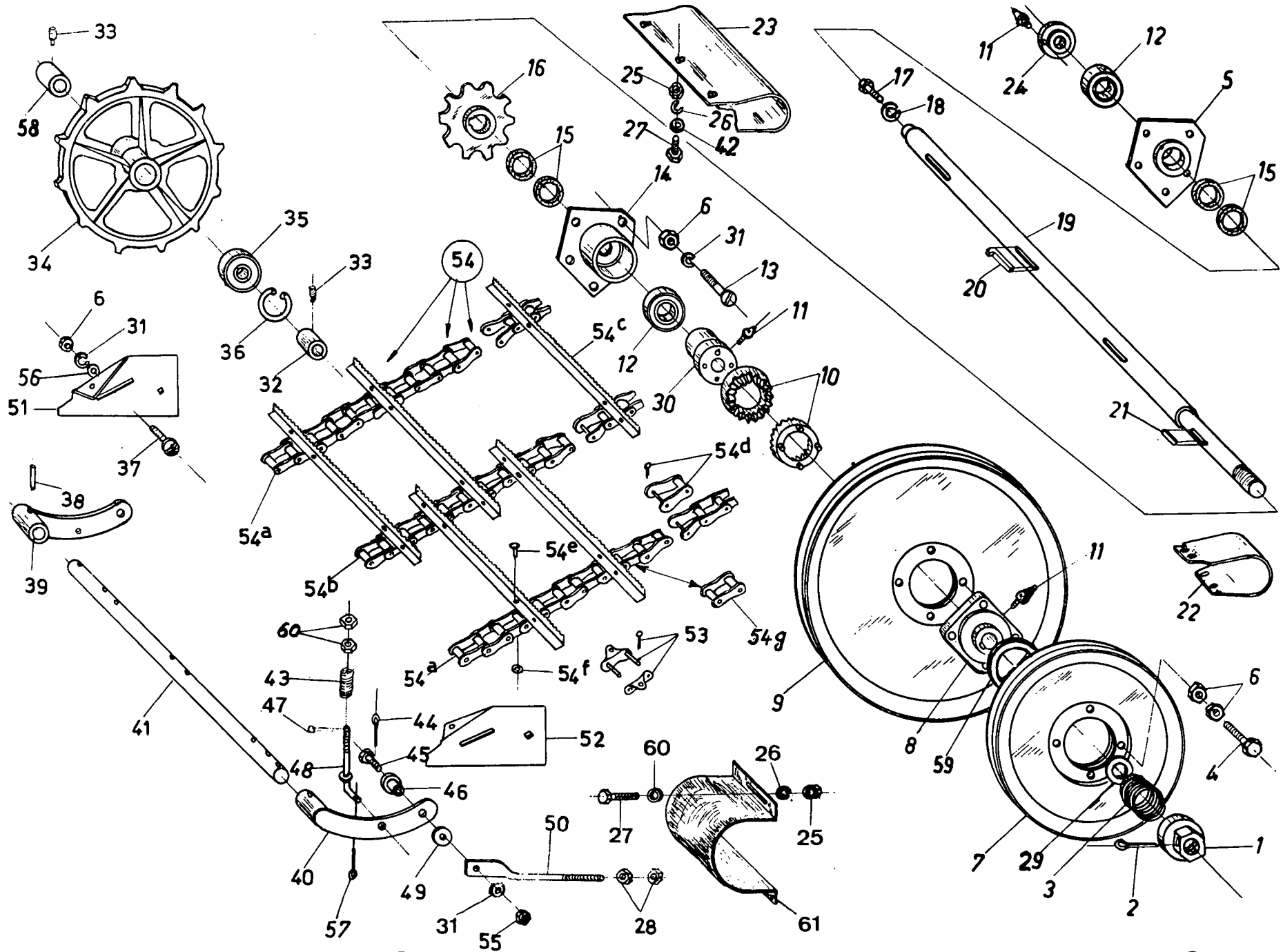
STRO-ELEVATOR - STRAW ELEVATOR  
CONVOYEUR - KETTENFÖRDERER

470001 - 753999

4020

Fig.	Order ref.	Old reference	Qty.	Code	Description	N.B.-
1	309135	N31-85.30.1	1	168	Spring retaining nut	
2	130016	DIN94-6x60	1	168	Cotter pin	
3	180026	N50-58.110.12	1	168	Compression spring	
4	120070	DIN931-M10x60-8G	4	168	Cap screw	
5	320046 -	N65-35.127.6	1	168	Bearing housing	Right-hand
6	100016	DIN934-M10	20	168	Hex nut	
7	290101	N76-425.100.1	1	168	Sheave, single groove	
8	280036 -	MZ 524713	1	168	Sheave hub	incl.fig.11
9	290103	N76-625.100.1	1	168	Sheave, single groove	
10	280058	N30-85.50.1	2	168	Clutch, half	
11	332038	DIN71412-AM10x1	3	168	Grease fitting	
12	210052	SKF 21306	2	168	Roller bearing	
13	120030	DIN87-AM10x30	6	168	Countersunk hd.mach.screw	
14	320045 -	N65-35.127.5	1	168	Bearing housing	Left-hand
15	220010	DIN5419-35	4	168	Felt ring	
16	270030	N25-143.35.1	3	168	Sprocket, upper shaft	
17	120120	DIN933-M12x30-8G	1	168	Cap screw	
18	140046	DIN127-A12	1	168	Lockwasher	
19	260043	MZ 524708	1	168	Upper shaft	
20	170027	S66-10.8.5.56	3	168	Gib key	
21	170011	S61-8.7.70	1	168	Key	
22	360054	MZ 524719	2	155	Guard, outer	
	360055	MZ 525819	2	429	Guard, outer	
23	360056 -	MZ 524720	2	155	Guard, inner	
	360057	MZ 525820	2	429	Guard, inner	
24	482744 -	MZ 524025	1	168	Washer	incl.fig.11
25	100015	DIN934-M8	22	168	Hex nut	
26	322358	DIN127-A8	22	168	Lockwasher	
27	120104	DIN933-M8x20-8G	12	168	Cap screw	
28	100018	DIN934-M12	4	168	Hex nut	
29	140125	S13-45.5.65.5	1	429	Spacer	
30	280035	MZ 524712	1	168	Clutch hub	incl.fig.11
31	140045	DIN127-A10	14	168	Lockwasher	
32	300005	N58-30.50.1	3	151 -	Locking collar	incl.fig.33
	300012	N58-30.60.1	3	323 -	Locking collar	incl.fig.33
33	110003	DIN915-AM10x12-10K	6	168	Set screw	
34	270033	N25-326.41.1	3	151	Sprocket	
	270033	N25-326.41.2	3	323	Sprocket	
35	210043	SKF 6206-2RS	3	168	Sealed ball bearing	
36	370012	DIN472-62	3	168	Snap ring	
37	120041	DIN603-M10x20	2	168	Sq. neck carr. bolt	
38	130050	DIN1481-8x40	2	168	Roll pin	
39	482729	MZ 520102	1	168	Pivot arm	Right-hand
40	482730	MZ 520103	1	168	Pivot arm	Left-hand
41	260044	MZ 524029	1	168	Lower shaft	
42	100031	DIN935-M12	2	168	Hex slotted nut	
43	180021	N50-21.78.3,5	2	168	Compression spring	
44	130003	DIN94-3x20	2	149	Cotter pin	
	130002	DIN94-2x20	2	264	Cotter pin	
45	120154	MZ 524010	2	168	Cap screw, special	
46	200050	MZ 520126	2	168	Spacer	
47	130006	DIN94-4x20	2	149	Cotter pin	
	130003	DIN94-3x20	2	264	Cotter pin	

Code 149 : 470001 - 490999  
 151 : 470001 - 611999  
 155 : 470001 - 561999  
 168 : 470001 - 753999  
 257 : 501001 - 652999  
 264 : 501001 - 753999  
 323 : 531001 - 753999  
 429 : 582001 - 753999  
 558 : 663001 - 753999

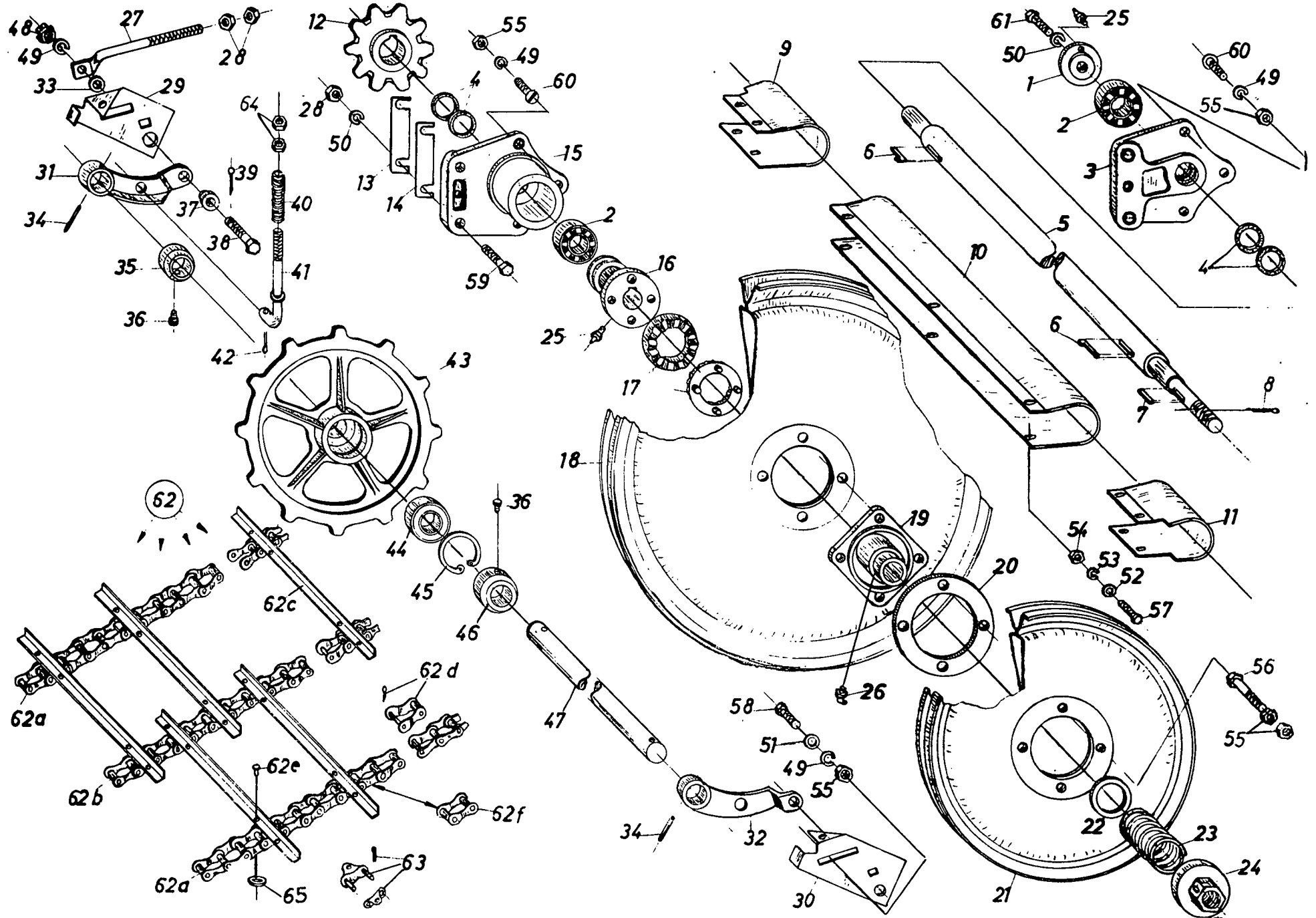


STRO-ELEVATOR - STRAW ELEVATOR  
CONVOYEUR - KETTENFÖRDERER

470001 - 753999

Fig.	Order ref.	Old reference	Qty.	Code	Description	N.B.
48	340149	MZ 524007	2	149	Adjusting rod	Right-hand Left-hand  incl.fig.53,54a,54b,54c, 54d,54e,54f,54g
	340064	MZ 525007	2	257	Adjusting rod	
	340084	MZ 526607	2	558	Adjusting rod	
49	306506	S13-11.40.3	2	264	Plain washer	
	140042	DIN440-R11,5	2	558	Plain washer	
50	340074	N102-12.220.1	2	168	Adjusting rod	
51	484742 <sup>2f</sup>	MZ 520123	1	168	Support	
52	484743 <sup>2f</sup>	MZ 520124	1	168	Support	
53	230034	N172-180.570	AR	168	Attachment link	
54	230095	MZ 524032	1	168	Chain assy.	
54a	230016	MZ 524032.02	2	168	Chain, outer	
54b	230017	MZ 524032.03	1	168	Chain, middle	
54c	301693	MZ 522232.01	40	168	Elevating slat	
54d	230030	N12-180.570	3	168	Offset link	
54e	130062	S81-SMØ7x18	160	168	Rivet	
54f	140040	DIN440-R7	160	168	Plain washer	
54g	230028	N4-180.570	AR	168	Roller link	
55	100030	DIN935-M10	2	168	Hex slotted nut	
56	140017	DIN126-11,5	3	264	Plain washer	
57	130006	DIN94-4x20	2	264	Cotter pin	
58	300005	N58-30.50.1	3	151	Locking collar	
	300010	N58-30.50.7	3	323	Locking collar	
59	290098	N74-155.100.1	1	429	Hub spacer	
60	140016	DIN126-9,5	2	264	Plain washer	
61	360058	MZ 524346	1	264	Guard	

Code 149 : 470001 - 490999  
 151 : 470001 - 511999  
 155 : 470001 - 561999  
 168 : 470001 - 753999  
 257 : 501001 - 652999  
 264 : 501001 - 753999  
 323 : 531001 - 753999  
 429 : 582001 - 753999  
 558 : 663001 - 753999



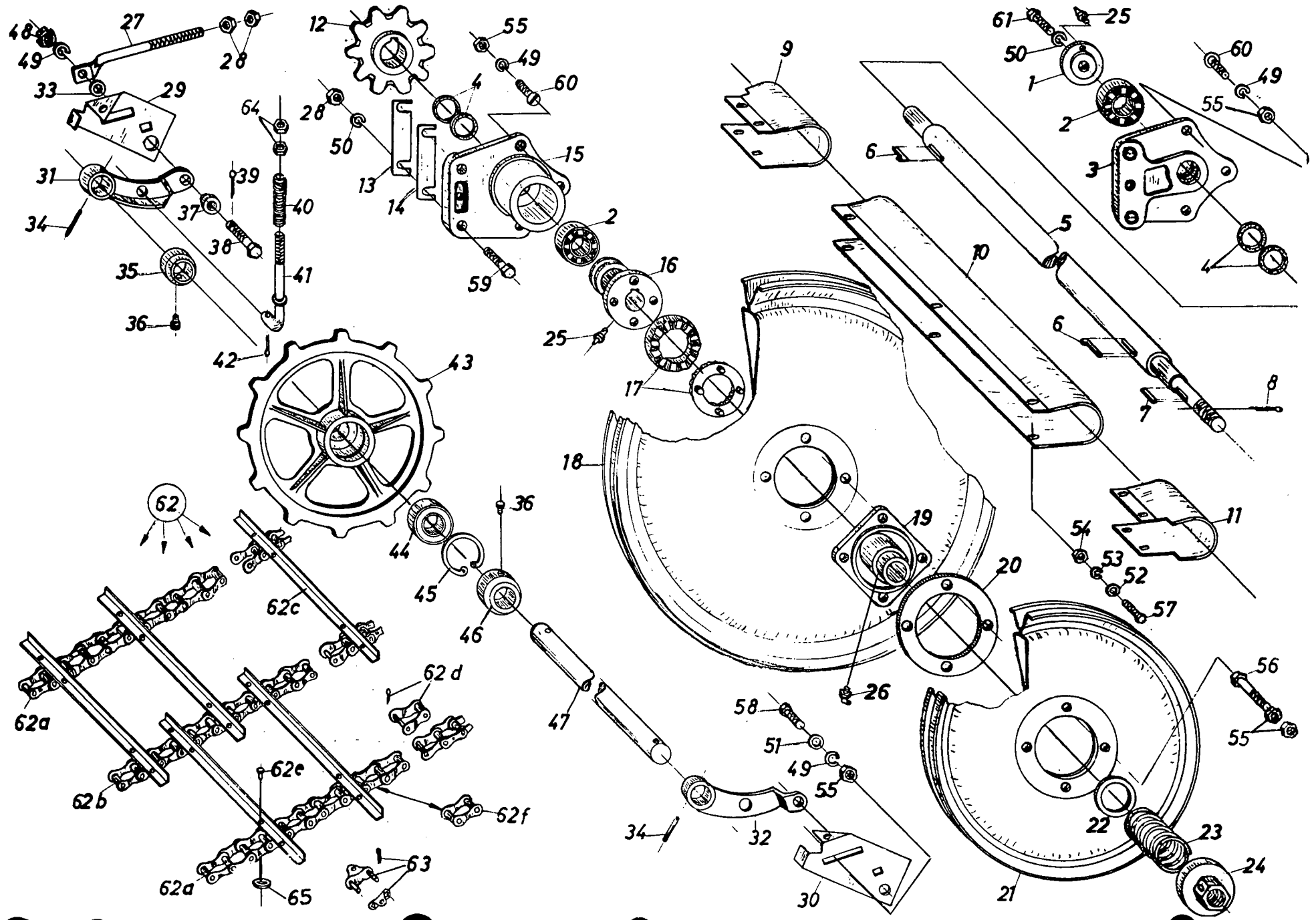


STRO-ELEVATOR - STRAW-ELEVATOR  
CONVOYEUR - KETTENFÖRDERER

764001 - 925999

Fig.	Order ref.	Old reference	Qty.	Code	Description	N.B.
1	482744	MZ 524025	1	675	Washer	
2	210052	SKF 21306	2	675	Roller bearing	
3	320067		1	669	Bearing housing	
	320085		1	725	Bearing housing	
4	220010	DIN5419-35	4	675	Felt ring	
5	260043	MZ 524708	1	675	Upper shaft	
6	170027	S66-10.8.5.56	3	669	Gib key	
	170026	DIN6887-10.8.50	3	725	Gib key	
7	170011	S61-8.7.70	1	675	Key	
8	130016	DIN94-6x60	1	675	Cotter pin	
9	360159		1	675	Guard	Right-hand
10	360055	MZ 525819	2	675	Guard	Middle
11	360158		1	675	Guard	Left-hand
12	270030	N25-143.35.1	3	675	Sprocket, upper shaft	
13	482739	MZ 524017	2	669	Shim	0,5 mm.
	488276		2	725	Shim	0,5 mm.
14	482740	MZ 524018	2	669	Shim	1 mm.
	488275		2	725	Shim	1 mm.
15	320066		1	669	Bearing housing	Left-hand
	320084		1	725	Bearing housing	Left-hand
16	280035	MZ 524712	1	675	Clutch hub	
17	280058	N30-85.50.1	2	675	Clutch half	
18	290103	N76-625.100.1	1	675	Sheave, single groove	
19	280036	MZ 524713	1	675	Sheave hub	
20	290098	N74-155.100.1	1	675	Hub spacer	
21	290101	N76-425.100.1	1	675	Sheave, single groove	
22	140125	S13-45.5.65.5	1	675	Spacer	
23	180026	N50-58.110.12	1	675	Compression spring	
24	309135	N31-85.30.1	1	675	Spring retaining nut	
25	332038	DIN71412-AM10x1	2	675	Grease fitting	
26	332039	DIN71412-BM10x1	1	675	Grease fitting	
27	340074	N102-12.220.1	2	675	Adjusting rod	
28	100018	DIN934-M12	12	675	Hex nut	
29	482742	MZ 520123	1	675	Support	Right-hand
30	482743	MZ 520124	1	675	Support	Left-hand
31	482729	MZ 520102	1	675	Pivot arm	Right-hand
32	482730	MZ 520103	1	675	Pivot arm	Left-hand
33	140042	DIN440-R11,5	2	675	Plain washer	
34	130050	DIN1481-8x40	2	675	Roll pin	
35	300010	N58-30.50.7	3	675	Locking collar	
36	110003	DIN915-AM10x12-10K	6	675	Set screw	
37	200050	MZ 520126	2	675	Spacer	
38	120154	MZ 524010	2	675	Cap screw, special	
39	130002	DIN94-2x20	2	675	Cotter pin	
40	180021	N50-21.78.3,5	2	675	Compression spring	
41	340084	MZ 526607	2	669	Adjusting rod	
	340137		2	725	Adjusting rod	
42	130006	DIN94-2x20	2	675	Cotter pin	
43	270033	N25-346.41.2	3	675	Sprocket, lower shaft	
44	210043	SKF 6206-2RS	3	675	Sealed ball bearing	
45	370012	DIN472-62	3	675	Snap ring	
46	300012	N58-30.60.1	3	675	Locking collar	
47	260044	MZ 524029	1	675	Lower shaft	

Code 664 : 764001 - 764999  
 669 : 764001 - 834999  
 675 : 764001 - 925999  
 686 : 774001 - 925999  
 725 : 845001 - 925999

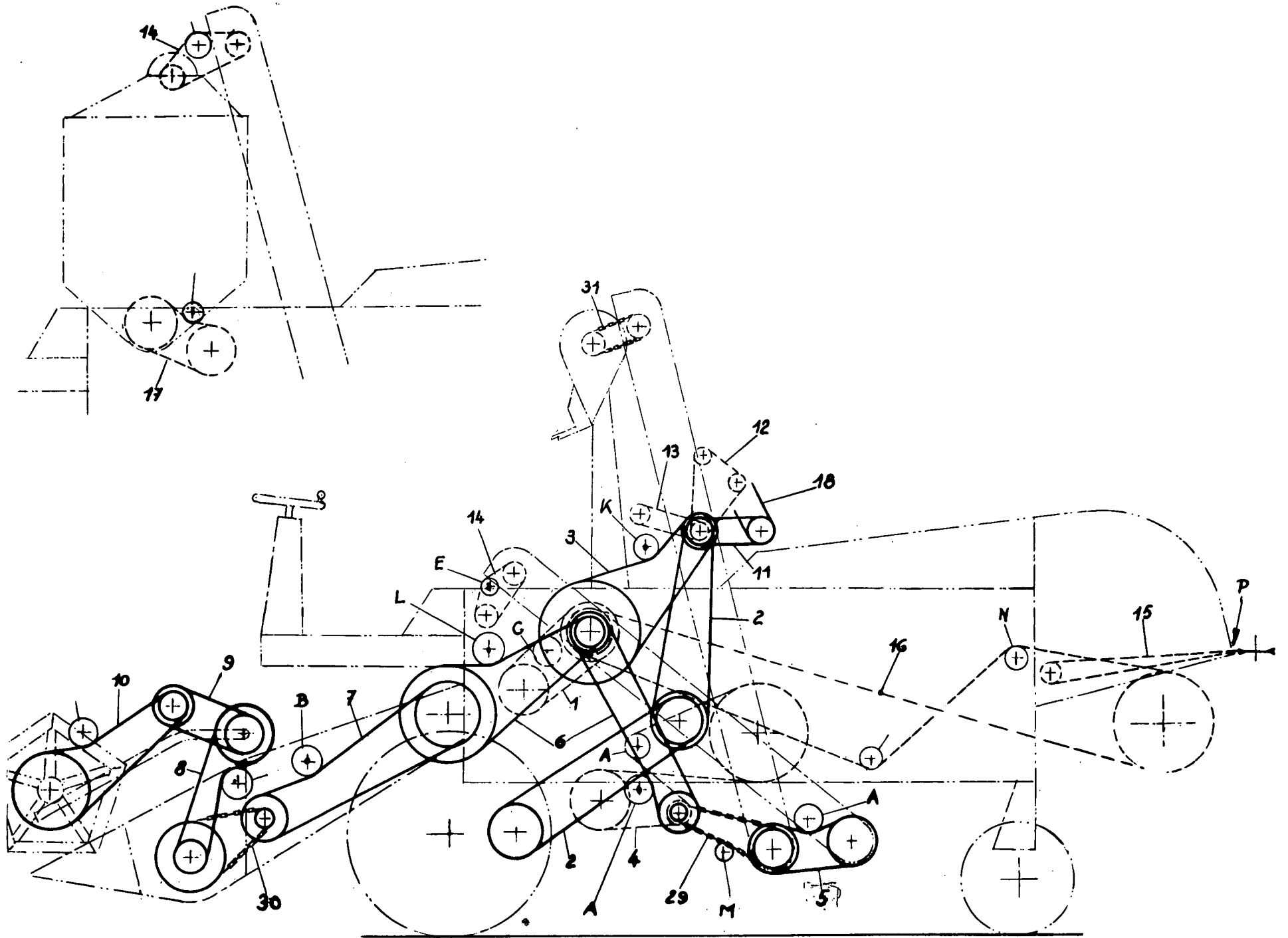


STRO-ELEVATOR - STRAW ELEVATOR  
 CONVOYEUR - KETTENFÖRDERER

764001 - 925999

Fig.	Order ref.	Old reference	Qty.	Code	Description	N.B.
48	100030	DIN935-M10	2	675	Hex slotted nut	
49	140045	DIN127-A10	10	675	Lockwasher	
50	140046	DIN127-A12	4	675	Lockwasher	
51	140017	DIN126-11,5	2	675	Plain washer	
52	140016	DIN126-9,5	14	675	Plain washer	
53	322358	DIN127-A8	14	675	Lockwasher	
54	100015	DIN934-M8	14	675	Hex nut	
55	100016	DIN934-M10	14	675	Hex nut	
56	120070	DIN931-M10x60-8G	4	675	Cap screw	
57	120104	DIN933-M8x20-8G	14	675	Cap screw	
58	120041	DIN603-M10x20	2	675	Sq. neck carr. bolt	
59	120082	DIN931-M12x60-8G	4	675	Cap screw	
60	120030	DIN87-AM10x30	6	675	Countersunk hd. mach.screw	
61	120120	DIN933-M12x30-8G	1	675	Cap screw	
62	230095		1	664	Chain assy.	
	230124		1	686	Chain assy.	incl.fig.62a,62b,62c,62d, 62e,62f
62a	230016	MZ 524032.02	2	675	Chain, outer	
62b	230017	MZ 524032.03	1	675	Chain, middle	
62c	485672		40	664	Elevating slat	
	487758		40	686	Elevating slat	
62d	230030	N12-180.570	3	675	Offset link	
62e	130062	S81-SM7x18	160	669	Rivet	
	130061	S81-SM7x15	160	725	Rivet	
62f	230028	N4-180.570	38	675	Roller link	
63	230034	N172-180.570	39	675	Attachment link	
64	100019	DIN934-M14	4	725	Hex nut	
65	140040	DIN440-R7	160	669	Plain washer	

Code 664 : 764001 - 764999  
 669 : 764001 - 834999  
 675 : 764001 - 925999  
 686 : 774001 - 925999  
 725 : 845001 - 925999

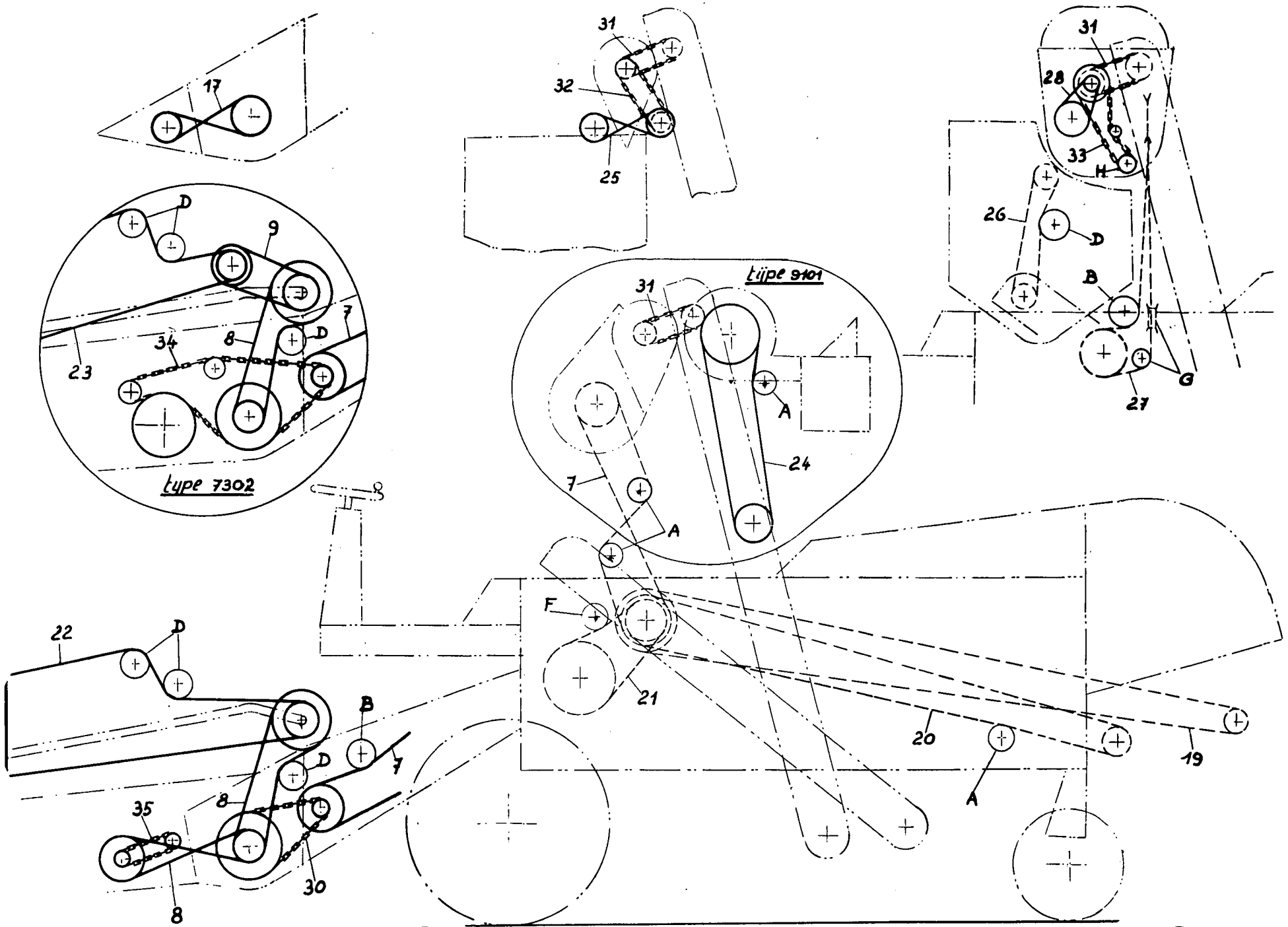


RIEMEN EN KETTINGEN - BELTS AND CHAINS  
 COURROIES ET CHAINES - RIEMEN UND KETTEN

409001 - 753999

Fig.	Order ref.	Old reference	Qty.	Code	Description	N.B.
1	230076	MZ 3504	1	10	"V" Belt, threshing drum drive	S150-45.2110
2	230078	MZ 354004	1	351	"V" Belt threshing drum drive	S150-50.2110
	230077	MZ 3501	2	26	"V" Belt ground speed vari drive	S150-45.3150
3	230080	MZ 354003	1	26	Flat belt, beater drive	S155-140.3145
4	230064	MZ 354007	1	26	"V" Belt straw walker drive	S150-22.4800
5	230054	MZ 3508	1	26	"V" Belt, tailings elevator	S150-22.1695
6	230073	MZ 354009	1	26	"V" Belt, straw elevator drive	S150-25.3301
7	230074	MZ 354005	1	26	"V" Belt, cleaning fan drive	S150-25.3709
			1	26	"V" Belt, sickle knife drive	
8	230057	MZ 3506	1	26	"V" Belt, 2nd. cleaning	S150-22.2350
			1	26	"V" Belt, reel intermediate shaft; lower	
9	230052	MZ 3515	1	26	"V" Belt, reel intermediate shaft; upper	S150-22.1294
10	230060	MZ 3511	1	26	"V" Belt, reel drive	S150-22.3050
11	230043	M73 3515	1	26	"V" Belt, hydraulic pump drive	S150-17-1430
12	230037	MZ 354047	1	26	"V" Belt, engine fan drive - Ford	S150-1/2".1065
13	230127	MZ 3516D	1	26	"V" Belt, engine cooling blower drive - Deutz	S150-12,5.1325
	230051	MZ 3516P	1	19	"V" Belt, engine fan drive - Perkins	S150-22.1230
	230038	MZ 3516DD	1	26	"V" Belt, generator drive Deutz	S150-12,5.1075
14	230042	MZ 3514	1	26	"V" Belt, tailings elevator return	S150-17.1030
15	230049	MZ 354095	1	1	"V" Belt, grain tank auger drive	S150-17.3900
	230050	MZ 354195	1	63	"V" Belt, straw spreader drive - Type 9501 M	
16	230070	MZ 3513	1	26	"V" Belt, straw press drive Type Rivierre Casalis	S150-22.8820
17	230069	MZ 354099	1	7	"V" Belt, straw press drive - Type Welger	S150-22.8380
	230071	MZ 354098	1	7	"V" Belt, straw press drive - Type Raussendorf	S150-22.10670
	230053	MZ 354080	1	26	"V" Belt, Discharge auger drive	S150-22.1564
18	230043	M73 3515	1	7	"V" Belt, draper pick-up drive	S150-17.1430
	230151	M73 3510	1	264	"V" Belt, power steering	S150-17.1330
19	230068	M73 3513	1	26	"V" Belt, straw chopper drive - Type Rekord	S150-22.7620
20	230066	22MZ 3542	1	26	"V" Belt, chaff blower drive	S150-22.6480
21	230056	2M73 3519	3	19	"V" Belt, maize threshing drum drive	S150-22.2000

Code 1 : 409001 - 409999  
 7 : 409001 - 490999  
 9 : 409001 - 511999  
 10 : 409001 - 531999  
 19 : 409001 - 652999  
 26 : 409001 - 753999  
 63 : 419001 - 753999  
 264 : 501001 - 753999  
 323 : 531001 - 753999  
 351 : 541001 - 753999

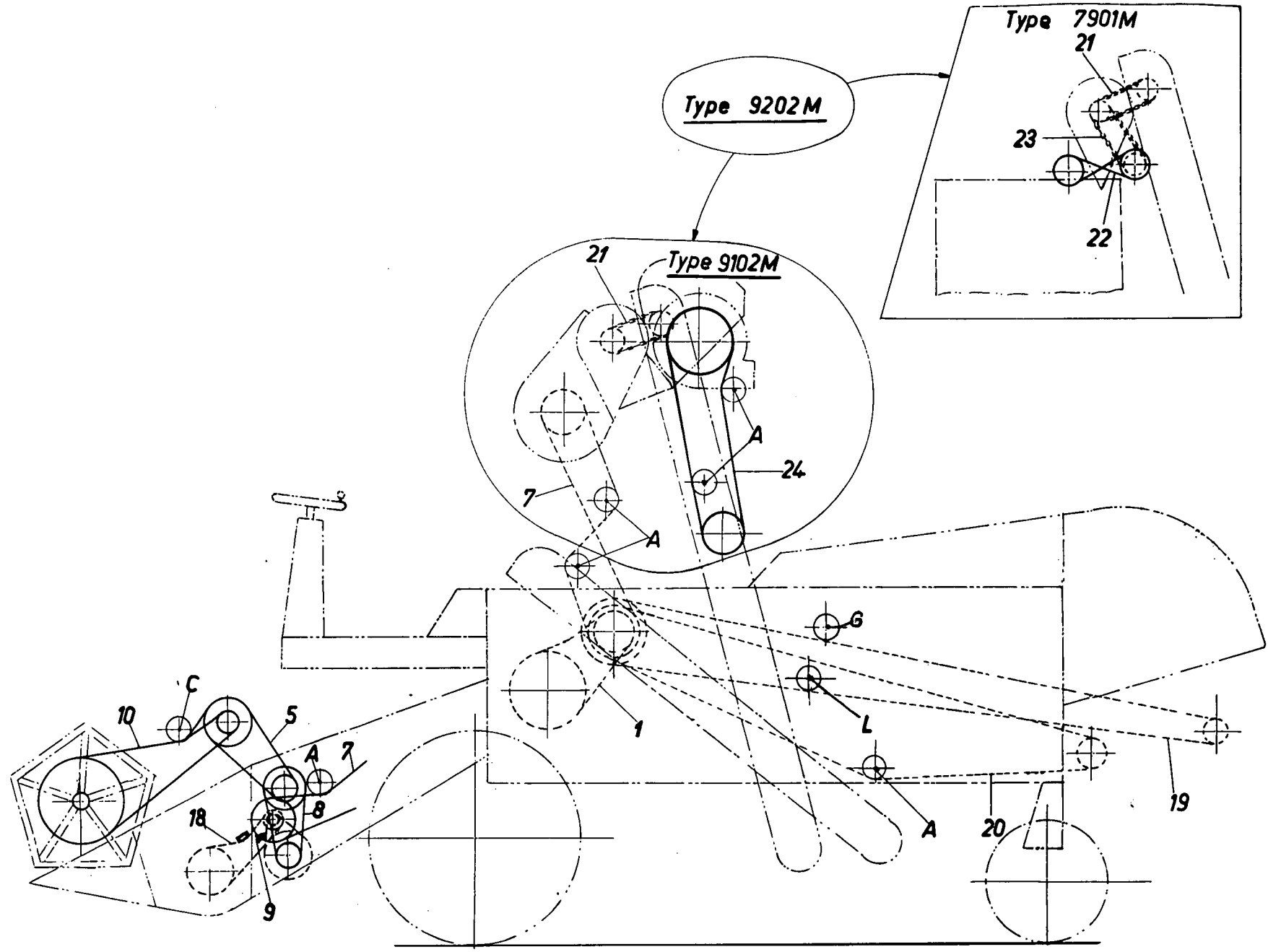


RIEMEN EN KETTINGEN – BELTS AND CHAINS  
 COURROIES ET CHAINES – RIEMEN UND KETTEN

409001 – 753999

Fig.	Order ref.	Old reference	Qty.	Code	Description	N.B.
22	230065	MZ 3525	1	7	"V" Belt, maize reel drive	S150-22.5650
23	230063	M73 3516	1	7	"V" Belt, maize reel drive	S150-22.4624
24	230154	14MZ 3509	1	9	"V" Belt, chaff blower drive with 2nd. cleaning	S150-17.3175
	230048	MZ 355391	1	323	"V" Belt, chaff blower drive with 2nd. cleaning	S150-17.2955
25	230041	MZ 354579	1	26	"V" Belt, grain tank auger drive for sorter on grain tank	S150-17.1002
26	230045	MZ 354079	1	7	"V" Belt, grain tank auger drive with 2nd. cleaning	S150-17.1940
27	230062	MZ 3507	1	7	"V" Belt, fan wheel drive for 2nd. cleaning	S150-22.4112
28	230040	MZ 354091	1	7	"V" Belt, dividing roller drive for 2nd. cleaning	S150-13.1004
29	230012	MZ 054090	1	26	Chain, grain auger drive	
30	230014	MZ 514040	1	26	Chain, feed table auger drive	
	230015	MZ 510941	1	26	Chain, lengthening	
31	230082	MZ 754085	1	19	Chain, sorter drive	
			1	19	Chain, sorter drive on grain tank	
			1	19	Chain, auger drive for 2nd. cleaning	
32		MZ 794070	1	7	Chain, discharge auger drive for sorter on grain tank	
		MZ 794570	1	264	Chain, discharge auger drive for sorter on grain tank	
33		MZ 914099	1	7	Chain, fan wheel drive for 2nd. cleaning	
34		MZ 734945	1	19	Chain, maize - Type 7302	
35		MZ 871820	1	7	Chain, maize	

Code 1 : 409001 - 409999  
 7 : 409001 - 490999  
 9 : 409001 - 511999  
 10 : 409001 - 531999  
 19 : 409001 - 652999  
 26 : 409001 - 753999  
 63 : 419001 - 753999  
 264 : 501001 - 753999  
 323 : 531001 - 753999  
 351 : 541001 - 753999



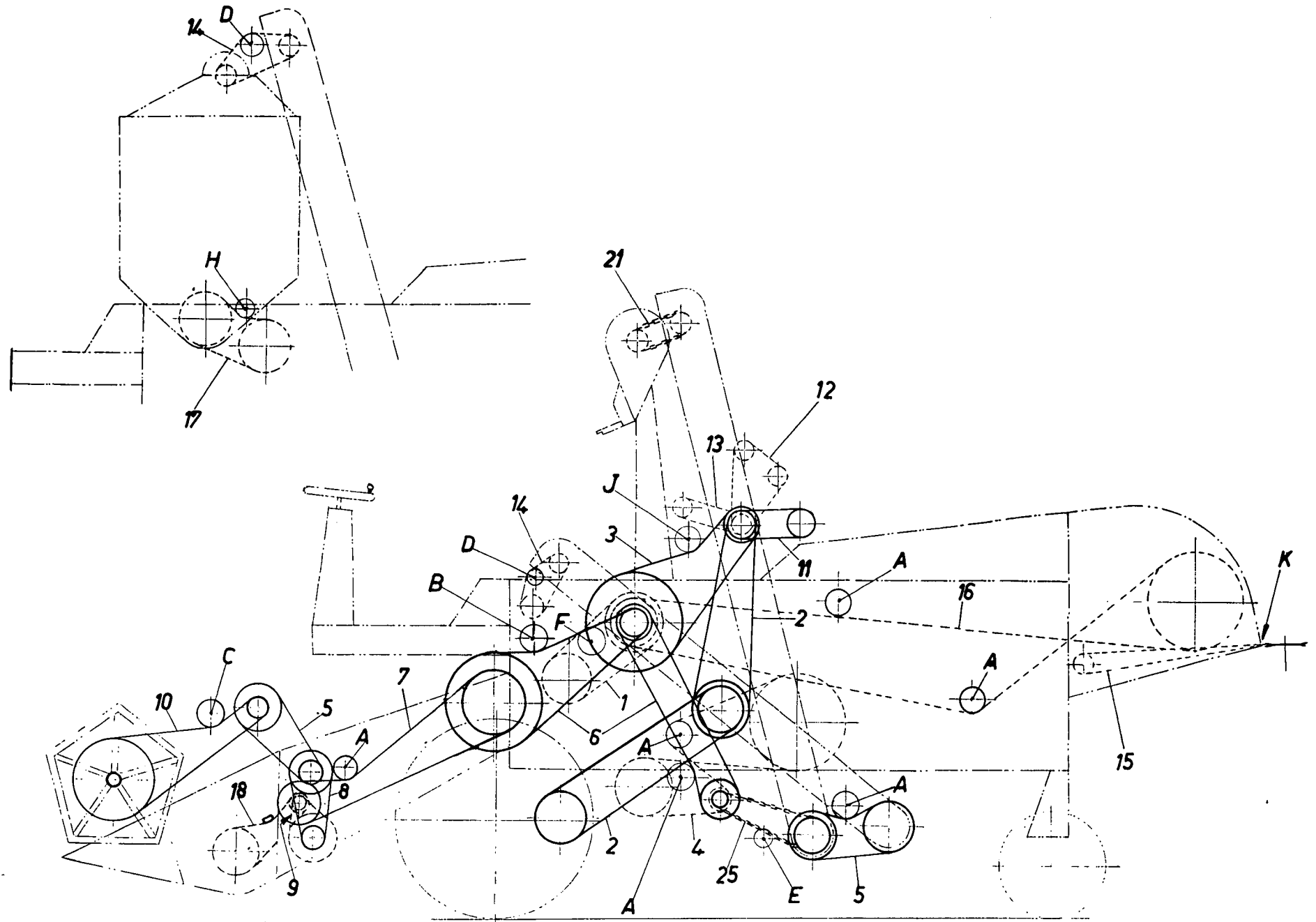


RIEMEN EN KETTINGEN - BELTS AND CHAINS  
 COURROIES ET CHAINES - RIEMEN UND KETTEN

764001 - 834999

Fig.	Order ref.	Old reference	Qty.	Code	Description	N.B.
1	230078	MZ 354004	1	669	"V" Belt, threshing drum drive	S150-50.2110
2	230077	MZ 3501	2	669	"V" Belt, ground speed vari-drive	S150-45.3150
3	230080	MZ 354003	1	669	Flat belt, beater drive	S155-140.3145
4	230064	MZ 354007	1	669	"V" Belt, straw walker drive	S150-22.4800
5	230054	MZ 3508	1	669	"V" Belt, tailings elevator	S150-22.1695
			1	669	"V" Belt, reel intermediate shaft drive	
6	230073	MZ 354009	1	669	"V" Belt, straw elevator drive	S150-25.3301
			1	669	"V" Belt, cleaning fan drive	
7	230074	MZ 354005	1	669	"V" Belt, sickle knife drive	S150-25.3709
			1	669	"V" Belt, fan wheel drive for 2nd. cleaning	
8	230101		1	669	"V" Belt, reel intermediate shaft drive - Lower	
9	230099		1	669	Chain, reel vari-drive	
10	230060	MZ 3511	1	669	"V" Belt, reel drive	S150-22.3050
11	230043	M73 3515	1	669	"V" Belt, hydraulic pump drive	S150-17.1430
12	230037	MZ 354047	1	669	"V" Belt, engine fan drive - Ford	S150-1/2".1065
	230127	MZ 3516D	1	669	"V" Belt, engine cooling blower drive - Deutz	S150-12,5.1325
13	230038	MZ 3516DD	1	669	"V" Belt, generator drive Deutz	S150-12,5.1075
14	230042	MZ 3514	1	669	"V" Belt, tailings elevator return	S150-17.1030
			1	669	"V" Belt, grain tank auger drive	
15	230050	MZ 354195	1	669	"V" Belt, straw spreader drive	S150-17.4054
16	230070	MZ 3513	1	669	"V" Belt, straw press drive - Type Rivierre Casalis	S150-22.8820
17	230053	MZ 354080	1	669	"V" Belt, discharge auger drive	S150-22.1564
18	230014	MZ 514040	1	669	Chain, feed table auger drive	
	230015	MZ 510941	1	669	Chain, lengthening	

Code 669 : 764001 - 834999

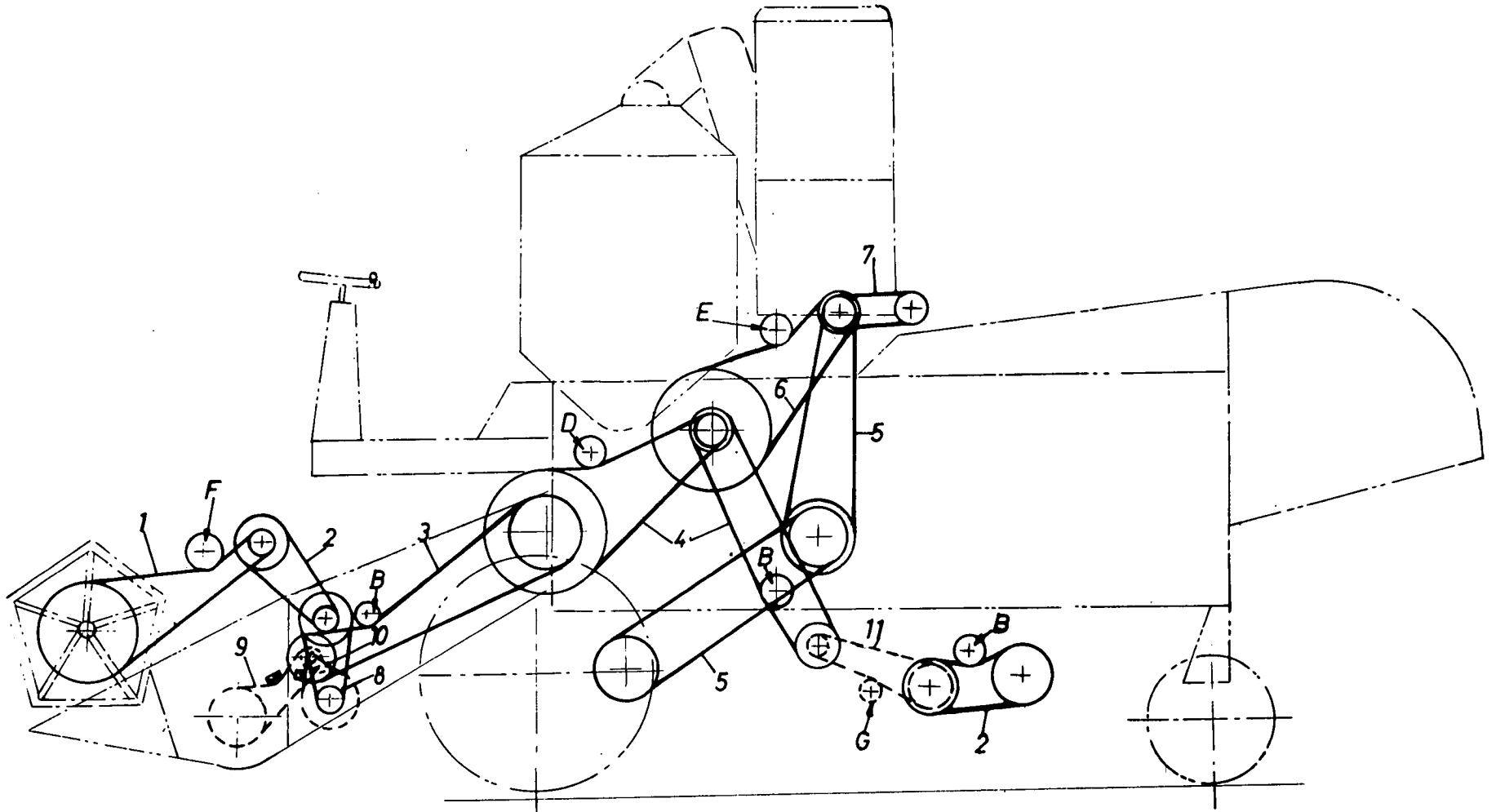


RIEMEN EN KETTINGEN - BELTS AND CHAINS  
 COURROIES ET CHAINES - RIEMEN UND KETTEN

764001 - 834999

Fig.	Order ref.	Old reference	Qty.	Code	Description	N.B.
19	230068	M73 3513	1	669	"V" Belt, straw chopper drive - Type Rekord	S150-22.7620 S150-22.6480
20	230066	22MZ 3542	1	669	"V" Belt, chaff blower drive	
21	230082	MZ 754085	1	669	Chain, sorter drive	
			1	669	Chain, sorter drive on grain tank	
			1	669	Chain, feed auger drive for 2nd. cleaning	
22	230041	MZ 354579	1	669	"V" Belt, grain tank auger drive for sorter on grain tank	S150-17.1002
23	230024	MZ 794570	1	669	Chain, discharge auger drive for sorter on grain tank	
24	230048	MZ 355391	1	669	"V" Belt, chaff bower drive with 2nd. cleaning	
25	230012	MZ 054090	1	669	Chain, grain auger drive	

Code 669 : 764001 - 834999



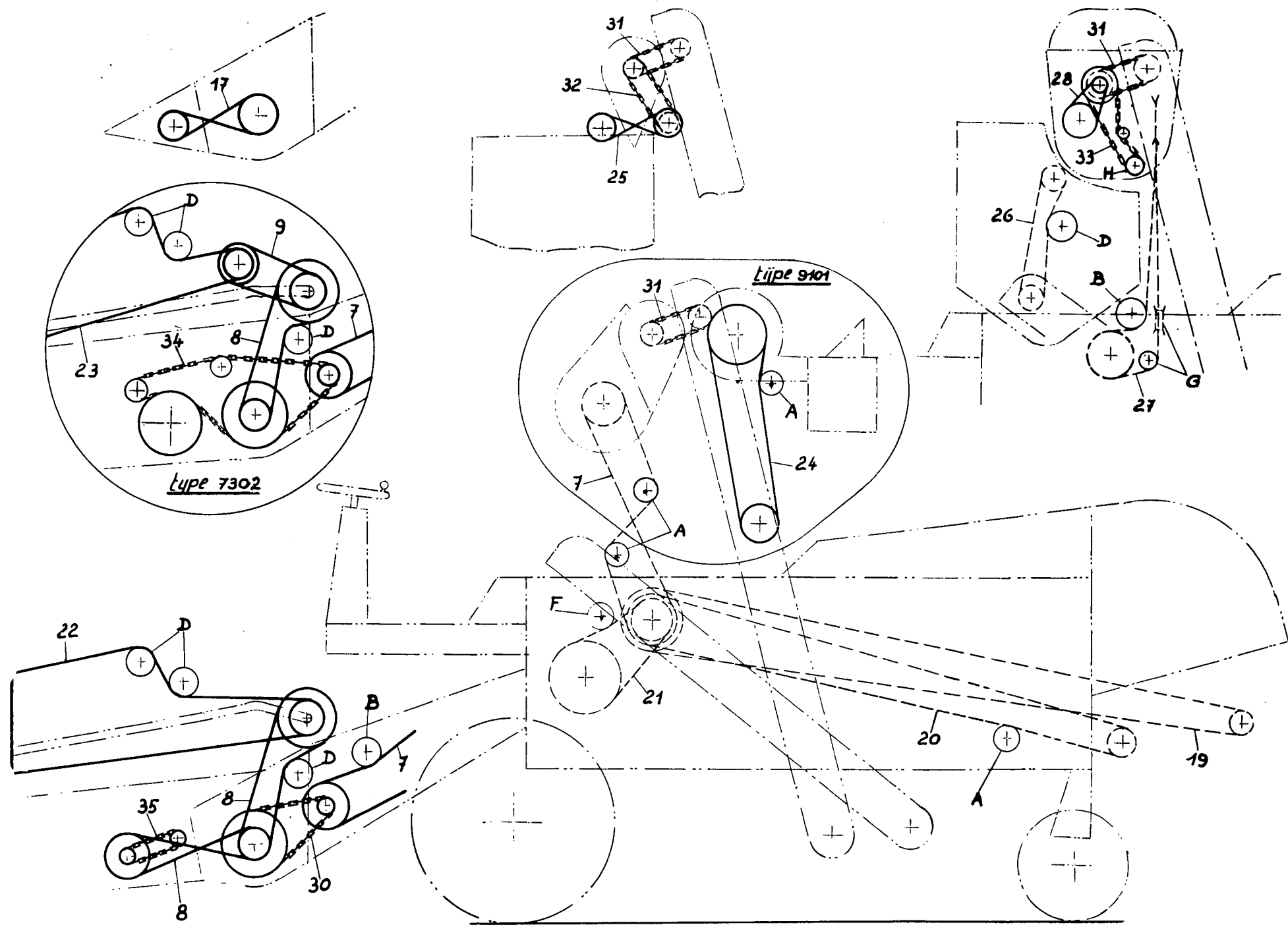
RIEMEN, KETTINGEN EN SPANRIEMSCHIJVEN  
 BELTS, CHAINS AND IDLERS  
 COURROIES, CHAINES ET POULIES TENDEURS  
 RIEMEN, KETTEN UND SPANNROLLEN

845001 - 925999

Fig.	Order ref.	Old reference	Qty.	Code	Description	N.B.
B	030069	N89-185.25.2	1	725	Idler, sickle knife drive	(a)
			1	725	Idler, cleaning fan	(a)
			1	725	Idler, tailings elevator	(a)
D	030070	N89-185.25.4	1	725	Idler, feed table clutch	(a)
E	030110	MZ 224000.01	1	725	Idler, engine drive	(b)
F	030074	N89-185.44.3	1	725	Idler, reel	(a)
G	030077		1	725	Chain idler assy.	(a)
1	230060	MZ 3511	1	725	"V" Belt, reel drive	S150-22.3050
2	230054	MZ 3508	1	725	"V" Belt, tailings elevator drive	S150-22.1695
			1	725	"V" Belt, reel intermediate shaft - upper	
3	230074	MZ 354005	1	725	"V" Belt, intermediate shaft knife drive	S150-25.3709
4	230073	MZ 354009	1	725	"V" Belt, straw elevator drive	S150-25.3301
			1	725	"V" Belt, cleaning fan drive	
5	230077	MZ 3501	2	725	"V" Belt, ground speed vari-drive	S150-45.3150
6	230080	MZ 354003	1	725	"V" Belt, beater drive	S155-140.3145
7	230043	M73- 3515	1	725	"V" Belt, hydraulic pump drive	S150-17.1430
8	230101		1	725	"V" Belt, reel intermediate shaft	
9	230014	MZ 514040	1	725	Chain, feed table auger drive	
10	230099		1	725	Chain, reel vari-drive	
11	230012	MZ 054090	1	725	Chain, grain auger drive	

Code 725 : 845001 - 925999

- (a) Voor onderdelen zie groep spanriemschijven  
 For spare parts see group idlers  
 Pour pièces de rechange, voir groupe poulies tendeurs  
 Für Ersatzteile, Sehe Gruppe Spannrollen
- (b) Voor onderdelen zie groep hoofspanrol  
 For spare parts see group main drive idler  
 Pour pièces de rechange, voir groupe galet tendeur principal  
 Für Ersatzteile, Sehe Gruppe Hauptspannrolle

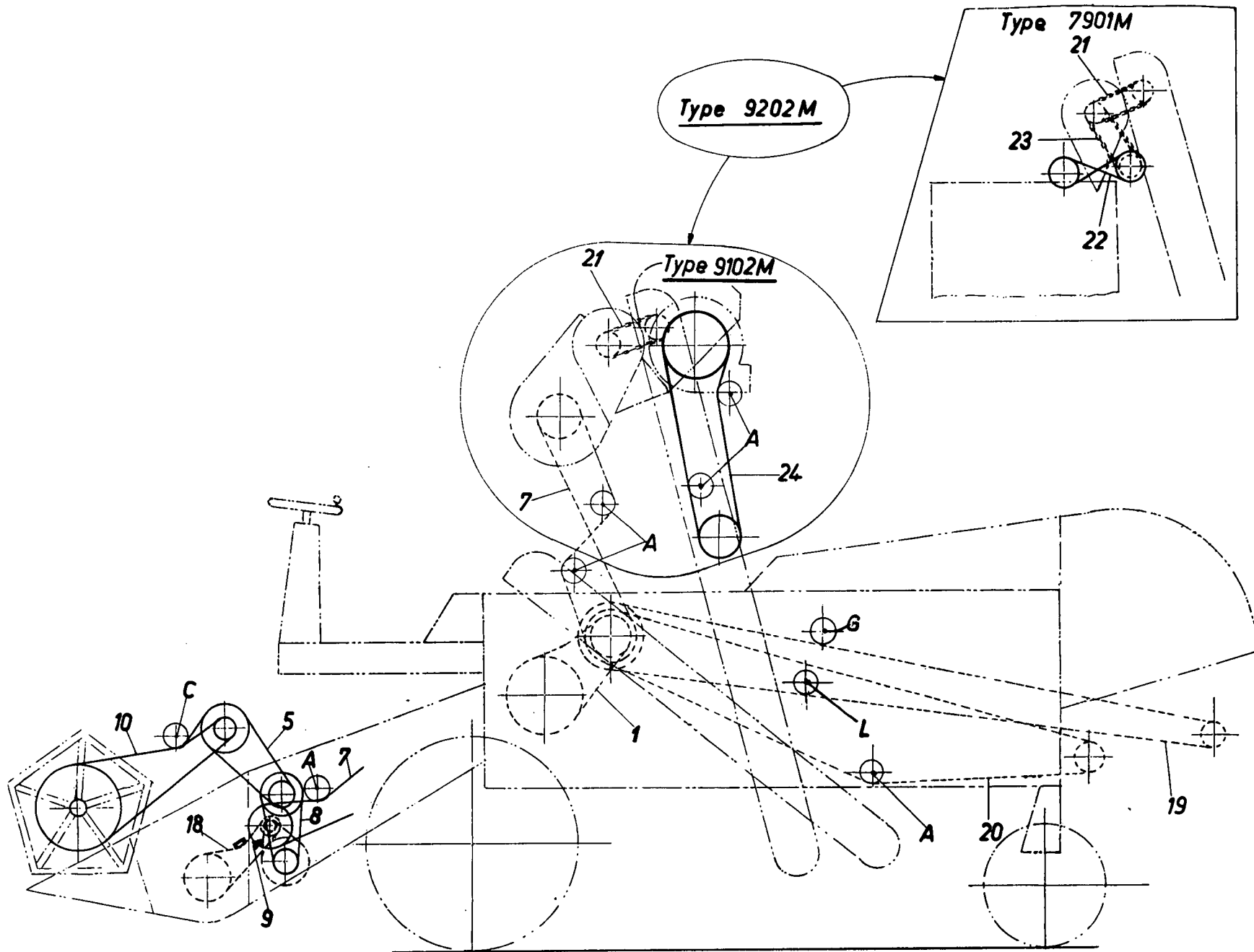


SPANRIEMSCHIJVEN - IDLERS  
 POULIES TENDEURS - SPANNROLLEN

409001 - 490999

Fig.	Order ref.	Old reference	Qty.	Code	Description	N.B.
A	030069	N89-185.25.2	1	7	Idler, cleaning fan	
			1	7	Idler, tailings elevator	
			1	7	Idler, straw walker and eccentric	
B	030451	N89-185.25.3	1	7	Idler, chaff blower	
			3	7	Idler, 2nd. cleaning	
			1	7	Idler, sickle knife drive	
C	030080	N89-185.25.1	1	7	Idler, beans threshing equipment	
D	030074	N89-185.44.3	2	7	Idler, reel	
			1	7	Idler, grain tank auger with 2nd. cleaning	
E	030061	N89-105.36.2	1	7	Idler, tailings elevator	
F	030067	N89-180.25;1	1	7	Idler, grain tank auger	
			1	7	Idler, threshing drum drive for maize equipment	
G	030449	N89-105.25.1	2	7	Idler, 2nd. cleaning	
H	030077	N23-110.25.2	1	7	Grain idler, 2nd. cleaning	
J	030063	N89-110.25.3	1	7	Idler, grain tank	
K	030110	MZ 224000.01	1	7	Idler, engine drive	
L	030070	N89-185.25.4	1	7	Idler, feed table clutch	
M	030077	N23-110.25.3	1	7	Chain idler, grain tank auger drive	
			2	7	Idler, straw press Rivierre Casalis	
N	030069	N89-185.25.2	2	7	Idler, straw press Welger	
			2	7	Idler, straw press Raussendorf	
			1	7	Idler, double groove, straw spreader	
P	030062	N89-110.25.2	1	7		

Code 7 : 409001 - 490999





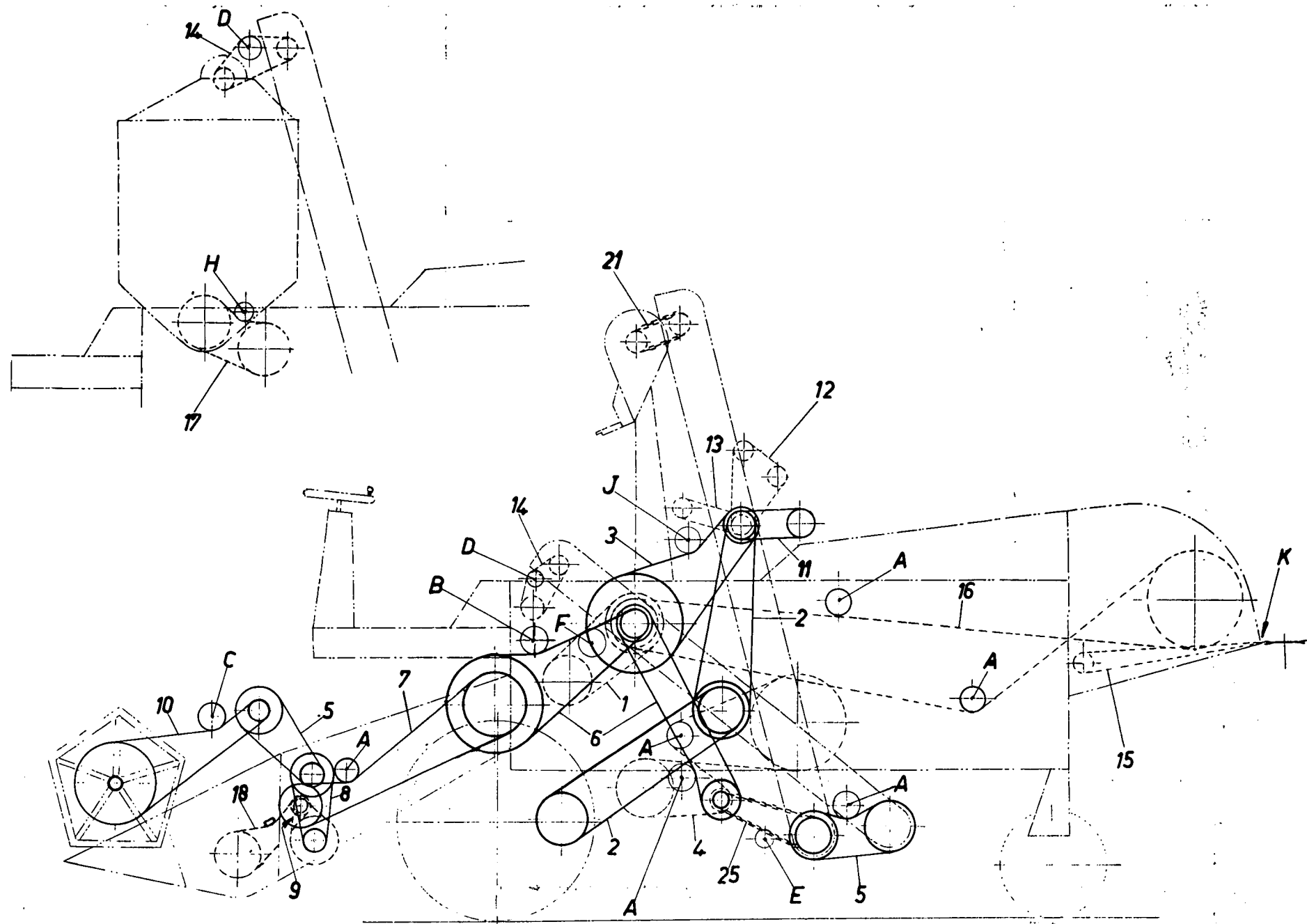
SPANRIEMSCHIJVEN - IDLERS  
 POULIES TENDEURS - SPANNROLLEN

501001 - 834999

Fig.	Order ref.	Old reference	Qty.	Code	Description	N.B.
A	030069	N89-185.25.2	1	270	Idler, cleaning fan	
			1	270	Idler, tailings elevator	
			1	270	Idler, straw walkers and eccentric	
			1	270	Idler, sickle knife drive	
			1	270	Idler, chaff blower	
			2	270	Idler, straw press Rivierre Casalis	
			3	270	Idler, 2nd. cleaning	
			1	270	Idler, feed table clutch	
			2	270	Idler, reel	
			1	270	Idler, tailings elevator	
B	030070	N89-185.25.4	1	270	Idler, grain tank auger	
C	030074	N89-185.44.3	2	270	Chain idler, grain auger drive	
D	030061	N89-105.36.2	1	270	Chain idler, maize equipment	
E	030077	N23-110.25.3	1	270		
			2	270		

Code 257 : 501001 - 652999  
 270 : 501001 - 834999

170

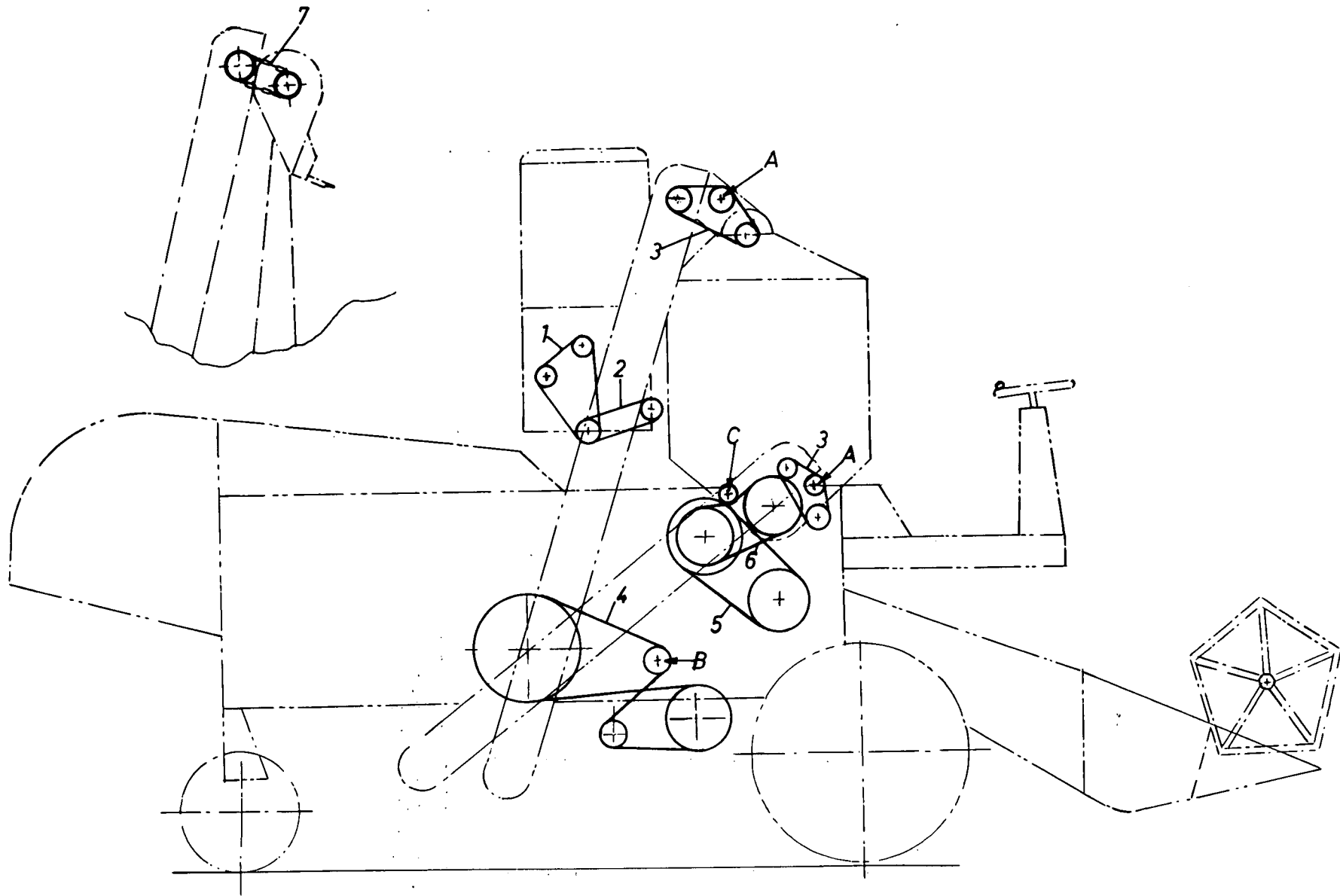


SPANRIEMSCHIJVEN – IDLERS  
 POULIES TENDEURS – SPANNROLLEN

501001 – 834999

Fig.	Order ref.	Old reference	Qty.	Code	Description	N.B.
F	030080	N89-185.25.1	1	270	Idler, beans threshing equipment	
G	030067	N89-180.25.1	1	257	Idler, threshing drum drive - maize equipment	
H	030063	N89-110.25.3	1	270	Idler, grain tank	
J	030110	MZ 224000.01	1	270	Idler, engine drive	
K	030062	N89-110.25.2	1	270	Idler, double groove for straw spreader	
L	030065	N89-135.30.1	1	270	Idler, straw chopper	

Code 257 : 501001 - 652999  
 270 : 501001 - 834999



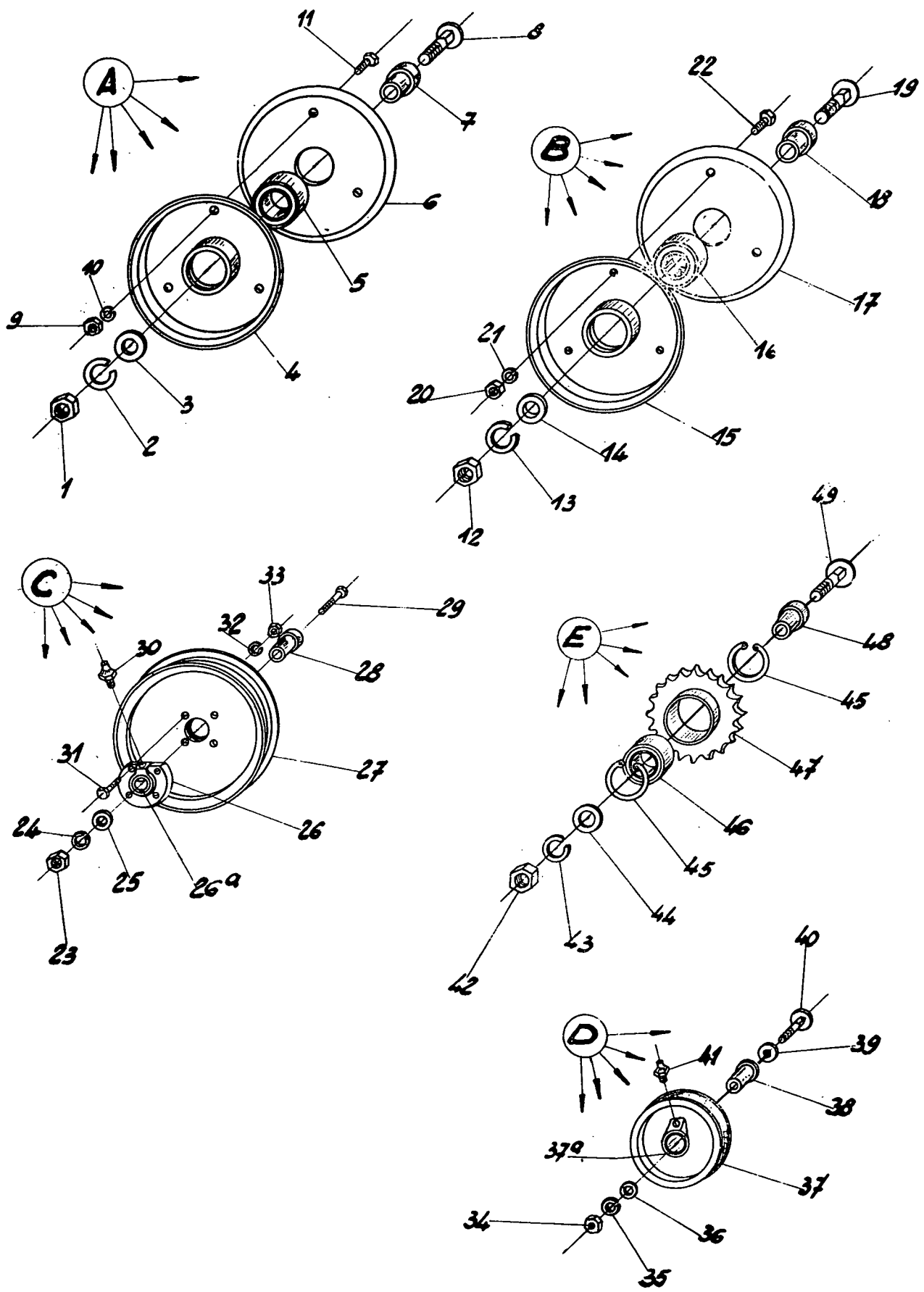
SPANRIEMSCHIJVEN, RIEMEN, KETTINGEN  
 IDLERS, BELTS, CHAINS  
 POULIES TENDEURS, COURROIES, CHAINES  
 SPANNROLLEN, RIEMEN, KETTEN

845001 - 925999

Fig.	Order ref.	Old reference	Qty.	Code	Description	N.B.
A	030061	N89-105.36.2	1	725	Idler, tailings elevator	(a)
			1	725	Idler, grain tank auger	(a)
B	030069	N89-185.25.2	1	725	Idler, straw walkers and eccentric	(a)
C	030173		1	725	Idler, grain tank	(b)
1	230131	E1ADKN 8620C	1	725	"V" Belt, engine fan drive - Ford	
	230039	MZ 3516D	1	725	"V" Belt, cooling fan Deutz	S150-12,5.1325
2	230038	MZ 3516DD	1	725	"V" Belt, generator drive - Deutz	S150-12,5.1075
3	230042	MZ 3514	1	725	"V" Belt, grain tank auger	S150-17.1030
4	230064	MZ 354007	1	725	"V" Belt, straw walker drive	S150-22.4800
5	230078	MZ 354004	1	725	"V" Belt, threshing drum drive	S150-50.2110
6	230053	MZ 354080	1	725	"V" Belt, discharge auger drive	S150-22.1564
7	230082	MZ 754085	1	725	Chain, sorter drive	

Code 725 : 845001 - 925999

- (a) Voor onderdelen zie groep spanriemschijven  
 For service parts see group idlers  
 Pour pièces de rechange voir groupe poulies tendeurs  
 Für Ersatzteile Sehe Gruppe Spannrollen
- (b) Voor onderdelen zie groep graantankvizels  
 For service parts see group grain tank augers  
 Pour pièces de rechange voir groupe vis sans fin pour trémie  
 Für Ersatzteile Sehe Gruppe Korntankschnecken.

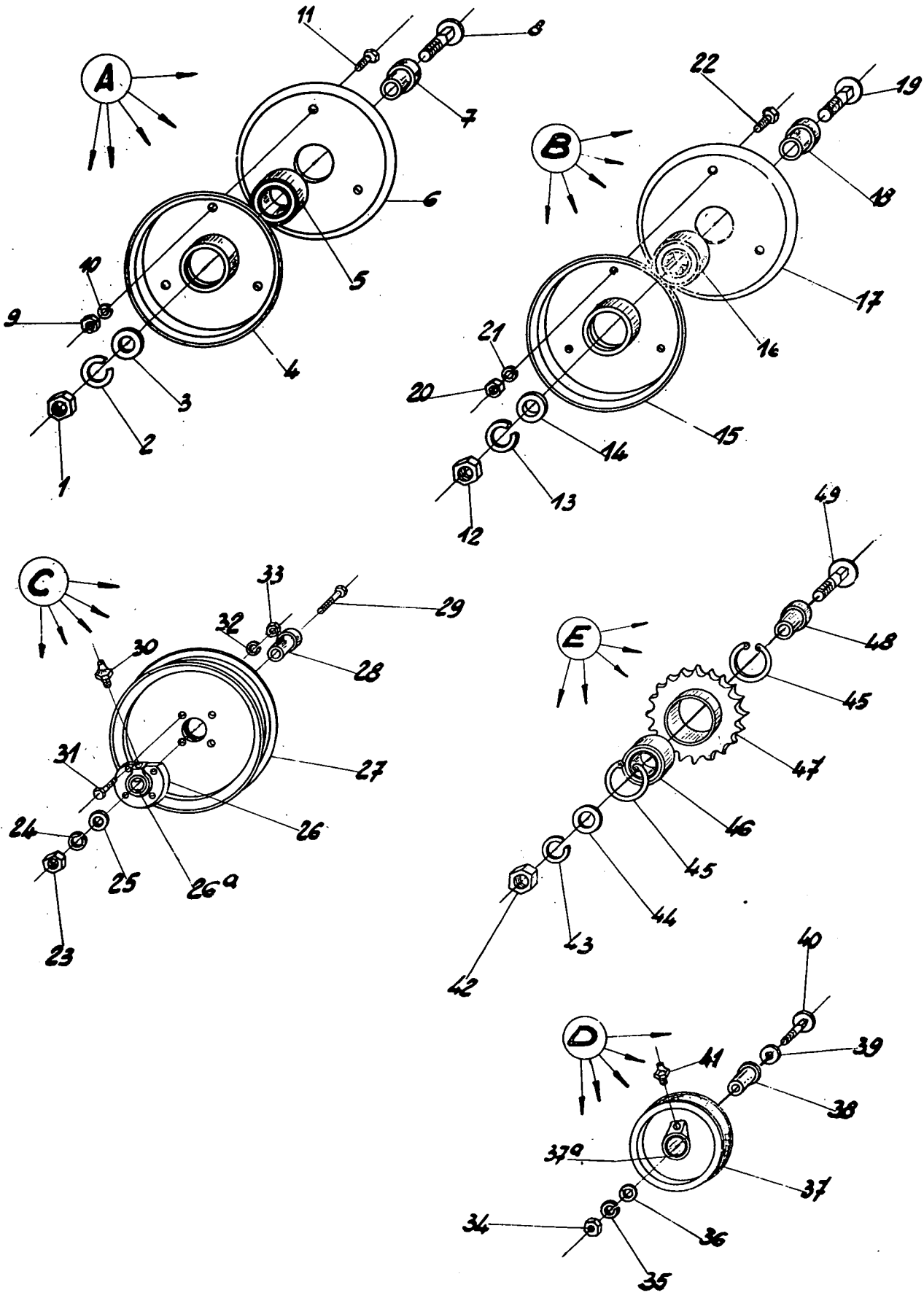


SPANRIEMSCHIJVEN - IDLERS  
POULIES TENDEURS - SPANNROLLEN

409001 - 834999

Fig.	Order ref.	Old reference	Qty.	Code	Description	N.B.
A	030069	N89-185.25.2		32	Idler assy.	incl.fig.1,2,3,4,5,6,7,8,9,10,11
1	100020	DIN934-M16	1	32	Hex nut	
2	140048	DIN127-A16	1	32	Lockwasher	
3	140020	DIN126-18	1	32	Plain washer	
4	290122	N85-185.52.2	1	32	Pulley half	w/formed hub
5	210042	SKF 6205-2RS	1	32	Sealed ball bearing	
6	290119	N85-185.40.1	1	32	Pulley half	Plain
7	200071	N91-25.32.1	1	32	Idler bushing	
8	120046	DIN603-M16x60	1	32	Sq. neck carr. bolt	
9	100014	DIN934-M6	3	32	Hex nut	
10	322357	DIN127-A6	3	32	Lockwasher	
11	120099	DIN933-M6x15-8G	3	32	Cap screw	
B	030451	N89-185.25.3		7	Idler assy.	incl.fig.12,13,14,15,16,17,18,19,20,21,22, incl.fig.12,13,14,15,16,17,18,19,20,21,22
	030070	N89-185.25.4		270	Idler assy.	
12	100020	DIN934-M16	1	32	Hex nut	
13	140048	DIN127-A16	1	32	Lockwasher	
14	140020	DIN126-18	1	32	Plain washer	
15	290122	N85-185.52.2	1	32	Pulley half	w/formed hub
16	210042	SKF 6205-2RS	1	32	Sealed ball bearing	
17	290119	N85-185.40.1	1	32	Pulley half	Plain
18	200071	N91-25.32.1	1	7	Idler bushing	
	200073	N91-25.41.1	1	270	Idler bushing	
19	120047	DIN603-M16x70	1	32	Sq. neck carr. bolt	
20	100014	DIN934-M6	3	32	Hex nut	
21	322357	DIN127-A6	3	32	Lockwasher	
22	120099	DIN933-M6x15-8G	3	32	Cap screw	
C	030074	N89-185.44.3		32	Idler assy.	incl.fig.23,24,25,26,27,28,29,30,31,32,33
23	100016	DIN934-M10	1	32	Hex nut	
24	140045	DIN127-A10	1	32	Lockwasher	
25	140017	DIN126-11.5	1	32	Plain washer	
26	040018	N92-18.45.2	1	32	Idler bushing	incl.fig.26a
26a	210023	S107-18.20.15	2	32	Bushing	
27	290125	N87-185.30.1	1	32	Pulley, half	
28	200070	N91-18.36.1	1	32	Idler bushing	
29	120073	DIN931-M10x80-8G	1	32	Cap screw	
30	332038	DIN71412-AM10x1	1	32	Grease fitting	
31	120100	DIN933-M6x20-8G	4	32	Cap screw	
32	322357	DIN127-A6	4	32	Lockwasher	
33	100014	DIN934-M6	4	32	Hex nut	
D	030061	N89-105.36.2		32	Idler assy.	incl.fig.34,35,36,37,38,39,40,41
34	100016	DIN934-M10	1	32	Hex nut	
35	140045	DIN127-A10	1	32	Lockwasher	
36	140017	DIN126-11.5	1	32	Plain washer	
37	040019	N80-105.18.2	1	32	Idler	incl.fig.37a
37a	210023	S107-18.20.15	2	32	Bushing	
38	200070	N91-18.36.1	1	32	Idler bushing	
39	140146	S27-11.25.5	1	32	Washer, special	
40	120043	DIN603-M10x70	1	32	Sq. neck carr. bolt	
41	332038	DIN71412-AM10x1	1	32	Grease fitting	

Code 7 : 409001 - 490999  
32 : 409001 - 834999  
270 : 501001 - 834999



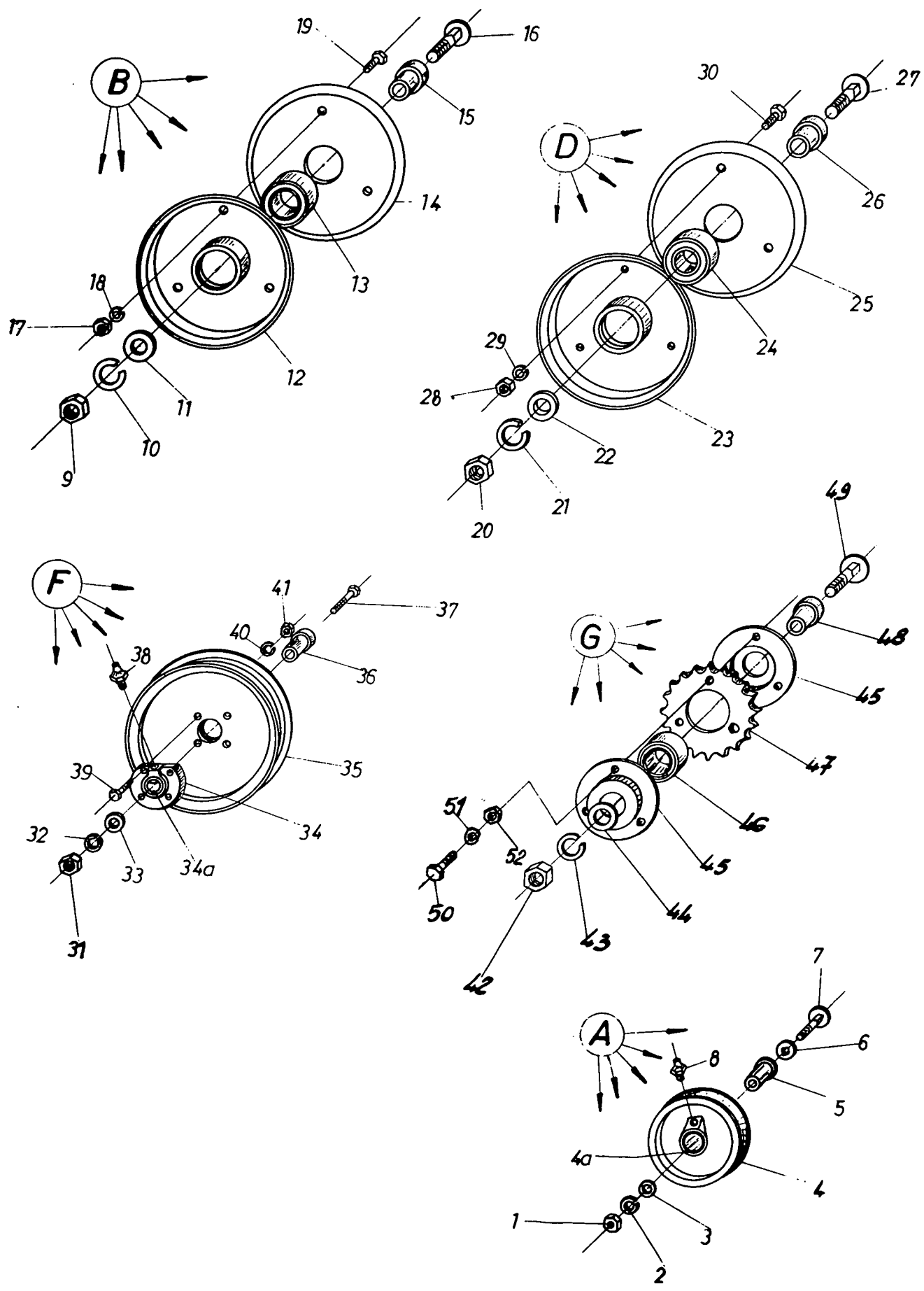


SPANRIEMSCHIJVEN – IDLERS  
 POULIES TENDEURS – SPANNROLLEN

409001 – 834999

Fig.	Order ref.	Old reference	Qty.	Code	Description	N.B.
E	030077	N23-110.25.3		32	Chain idler assy.	incl.fig.42,43,44,45,46, 47,48,49
42	100020	DIN934-M16	1	32	Hex nut	
43	140048	DIN127-A16	1	32	Lockwasher	
44	140020	DIN126-18	1	32	Plain washer	
45	370011	DIN472-52	2	32	Snap ring	
46	210042	SKF 6205-2RS	1	32	Sealed ball bearing	
47	270025	N21-110.52.1	1	32	Chain idler	
48	200071	N91-25.32.1	1	32	Idler bushing	
49	120046	DIN603-M16x60	1	32	Sq. neck carr. bolt	

Code 7 : 409001 - 490999  
 32 : 409001 - 834999  
 270 : 501001 - 834999

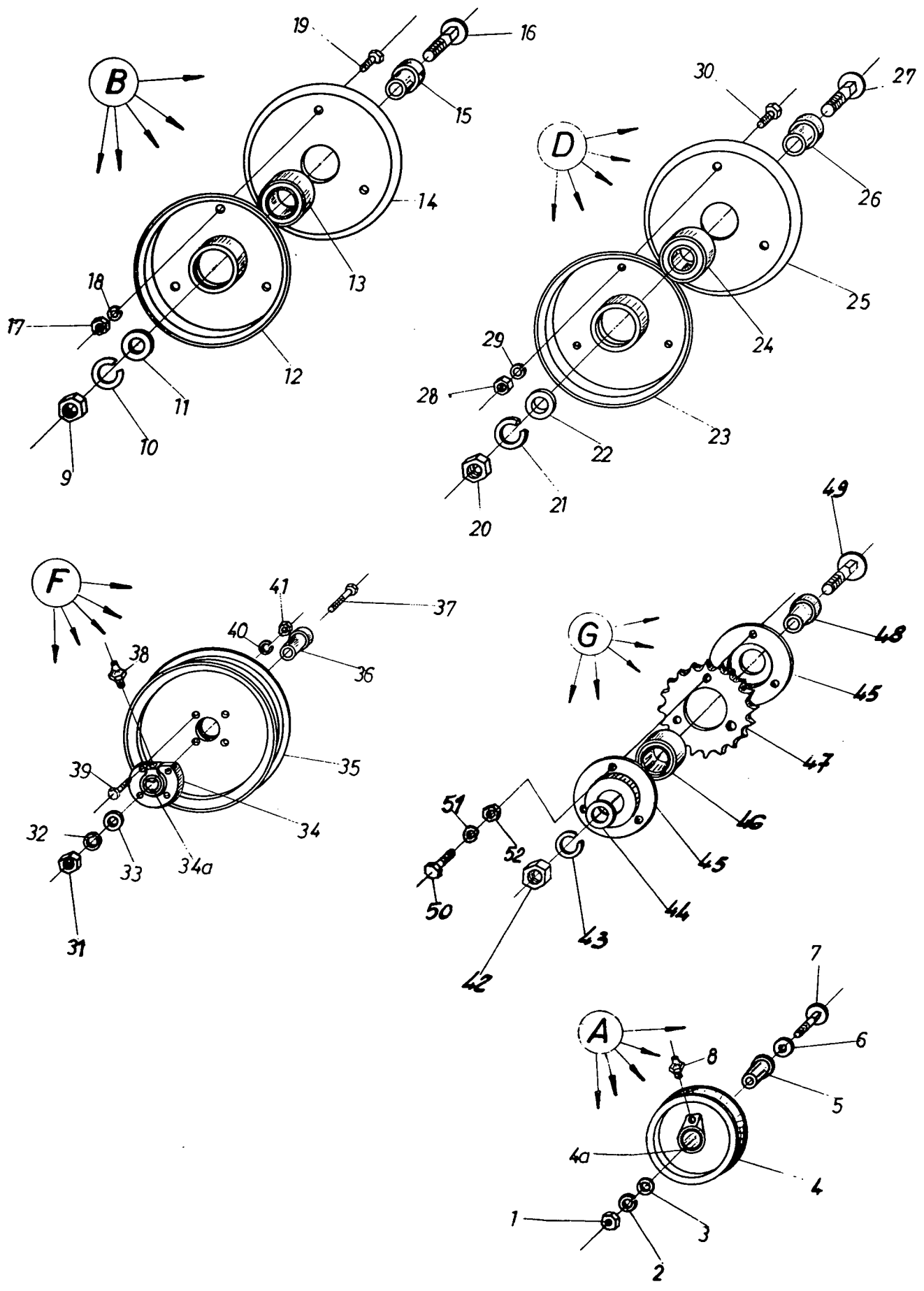


SPANRIEMSCHIJVEN - IDLERS  
POULIES TENDEURS - SPANNROLLEN

845001 - 925999

Fig.	Order ref.	Old reference	Qty.	Code	Description	N.B.
A.	030061	N89-105.36.2		725	Idler assy	incl.fig.1,2,3,4,5,6,7,8
1	100016	DIN934-M10	1	725	Hex nut	
2	140045	DIN127-A10	1	725	Lockwasher	
3	140017	DIN126-11,5	1	725	Plain washer	
4	040019	N80-105.18.2	1	725	Idler	incl.fig.4a
4a	210023	S107-18.20.15	2	725	Bushing	
5	200070	N91-18.36.1	1	725	Idler bushing	
6	140146	S27-11.25.5	1	725	Washer, special	
7	120043	DIN603-M10x70	1	725	Sq. neck carr. bolt	
8	332038	DIN71412-AM10x1	1	725	Grease fitting	
B	030069	N89-185.25.2		725	Idler assy.	incl.fig.9,10,11,12,13,14,15,16,17,18,19
9	100020	DIN934-M16	1	725	Hex nut	
10	140048	DIN127-A16	1	725	Lockwasher	
11	140020	DIN126-18	1	725	Plain washer	
12	290122	N85-185.52.2	1	725	Pulley, half	w/ formed hub
13	210042	SKF 6205-2RS	1	725	Sealed ball bearing	
14	290119	N85-185.40.1	1	725	Pulley, half	Plain
15	200071	N91-25.32.1	1	725	Idler bushing	
16	120046	DIN603-M16x60	1	725	Sq. neck carr. bolt	
17	100014	DIN934-M6	3	725	Hex nut	
18	322357	DIN127-A6	3	725	Lockwasher	
19	120099	DIN933-M6x15-8G	3	725	Cap screw	
D	030070	N89-185.25.4		725	Idler assy.	incl.fig.20,21,22,23,24,25,26,27,28,29,30
20	100020	DIN934-M16	1	725	Hex nut	
21	140048	DIN127-A16	1	725	Lockwasher	
22	140020	DIN126-18	1	725	Plain washer	
23	290122	N85-185.52.2	1	725	Pulley, half	w/formed hub
24	210042	SKF 6205-2RS	1	725	Sealed ball bearing	
25	290119	N85-185.40.1	1	725	Pulley, half	Plain
26	200073	N91-25.41.1	1	725	Idler bushing	
27	120047	DIN603-M16x70	1	725	Sq. neck carr. bolt	
28	100014	DIN934-M6	3	725	Hex nut	
29	322357	DIN127-A6	3	725	Lockwasher	
30	120099	DIN933-M6x15-8G	3	725	Cap screw	
F	030074	N89-185.44.3		725	Idler assy.	incl.fig.31,32,33,34,35,36,37,38,39,40,41
31	100016	DIN934-M10	1	725	Hex nut	
32	140045	DIN127-A10	1	725	Lockwasher	
33	140017	DIN126-11,5	1	725	Plain washer	
34	040018	N92-18.45.2	1	725	Idler hub	incl.fig.34a
34a	210023	S107-18.20.15	2	725	Bushing	
35	290125	N87-185.30.1	1	725	Idler	
36	200070	N91-18.36.1	1	725	Idler bushing	
37	120074	DIN931-M10x90-8G	1	725	Cap screw	
38	332038	DIN71412-AM10x1	1	725	Grease fitting	
39	120100	DIN933-M6x20-8G	4	725	Cap screw	
40	322357	DIN127-A6	4	725	Lockwasher	
41	100014	DIN934-M6	4	725	Hex nut	
G	030077			725	Chain idler assy.	incl.fig.42,43,44,45,46,47,48,49,50,51,52
42	100020	DIN934-M16	1	725	Hex nut	
43	140048	DIN127-A16	1	725	Lockwasher	

Code 725 : 845001 - 925999

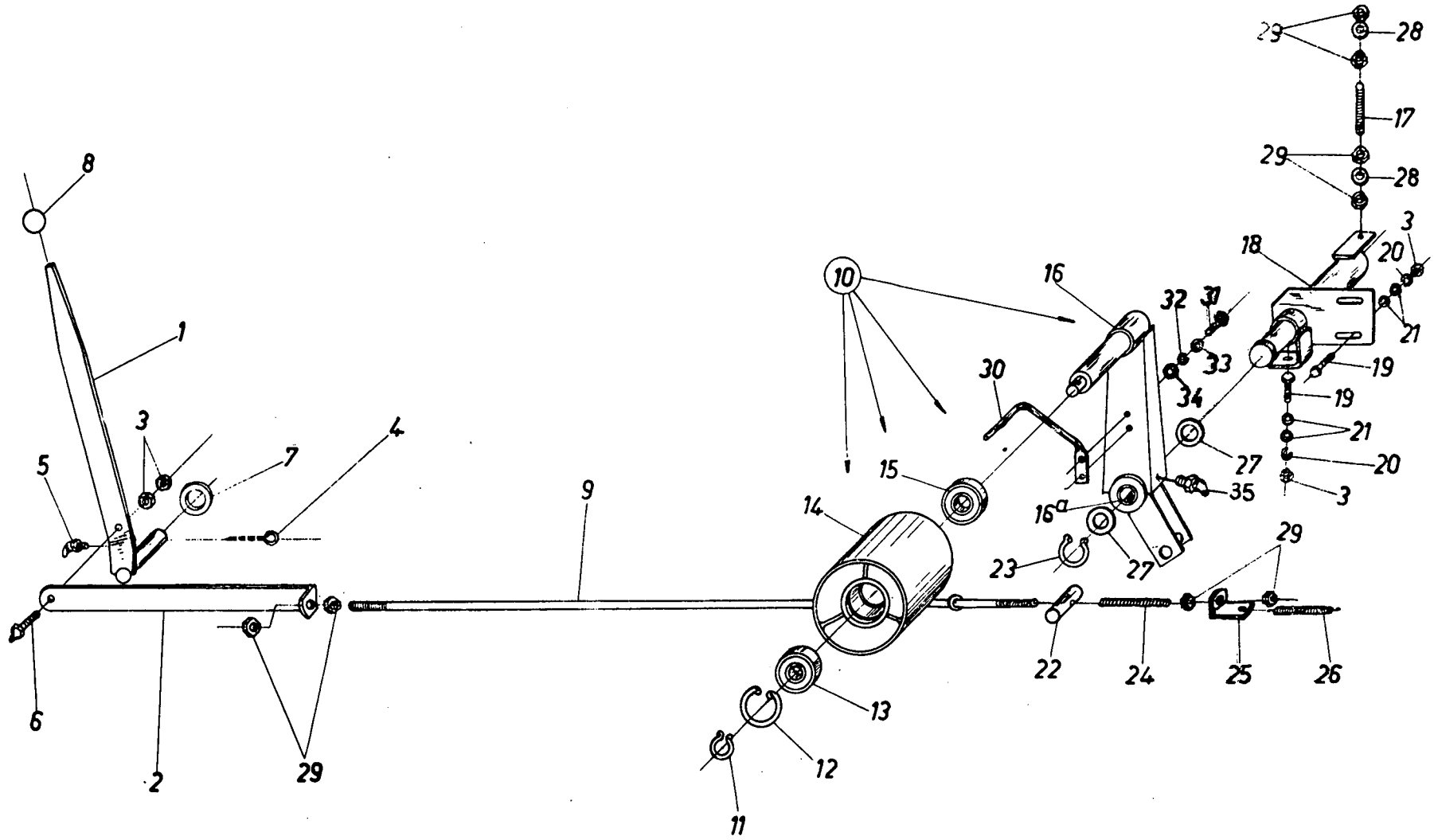


SPANRIEMSCHIJVEN - IDLERS  
 POULIES TENDEURS - SPANNROLLEN

845001 - 925999

Fig.	Order ref.	Old reference	Qty.	Code	Description	N.B.
44	140020	DIN126-A18	1	725	Plain washer	
45	310146		2	725	Bearing retaining plate	
46	210042	SKF 6205-2RS	1	725	Sealed ball bearing	
47	270064		1	725	Sprocket	
48	200320		1	725	Sprocket bushing	
49	120046	DIN603-M16x60	1	725	Sq. neck carr. bolt	
50	120100	DIN933-M6x20-8G	3	725	Cap screw	
51	322357	DIN127-A6	3	725	Lockwasher	
52	100014	DIN934-M6	3	725	Hex nut	

Code 725 : 845001 - 925999

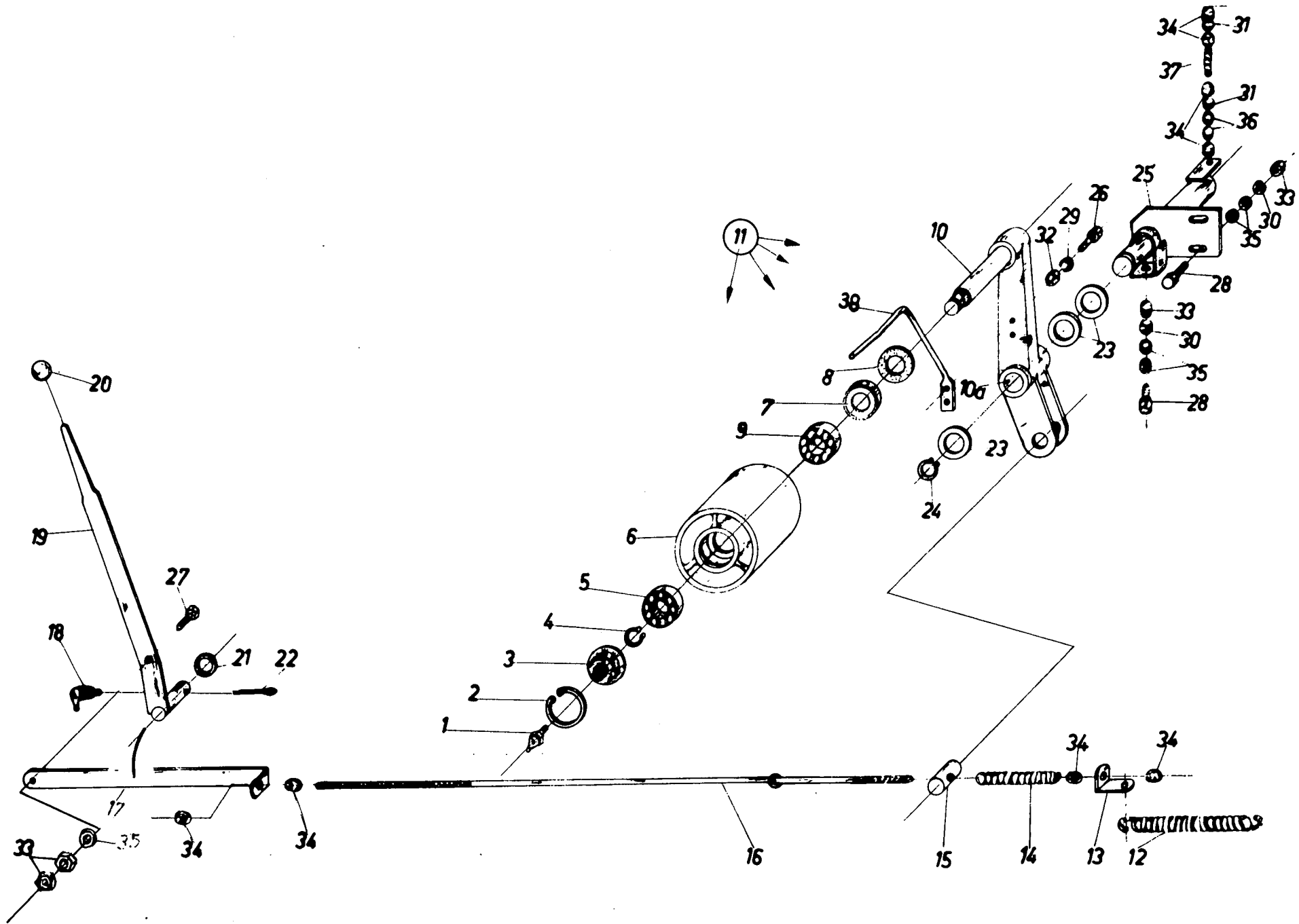


HOOFSPANROL – MAIN DRIVE IDLER  
GALET TENDEUR PRINCIPAL – HAUPTSPANNROLLE

409001 – 652999

Fig.	Order ref.	Old reference	Qty.	Code	Description	N.B.
1	482026	MZ 224002	1	19	Control lever	incl.fig.11,12,13,14,15, 16,22
2	482028	MZ 224004	1	19	Lever link	
3	100016	DIN934-M10	5	19	Hex nut	
4	300422	DIN94-6x35	1	19	Cotter pin	
5	332040	DIN71412-CM10x1	1	19	Grease fitting	
6	120112	DIN931-M10x40-8G	1	19	Cap screw	
7	140022	DIN126-27	1	19	Plain washer	
8	330021	S95-40.8	1	19	Lever knob	
9	340041	MZ 224003	1	19	Adjusting rod	
10	030110	MZ 224000.01	1	19	Tension pulley assy.	
11	370002	DIN471-25	1	19	Snap ring	incl.fig.16a incl.fig.16a
12	370011	DIN472-52	1	19	Snap ring	
13	210042	SKF 6205-2RS	1	19	Sealed ball bearing	
14	290131	MZ 224006	1	19	Tension pulley	
15	210043	SKF 6206-2RS	1	19	Sealed ball bearing	
16	040065	MZ 224001	1	7	Tension lever	
	040022	MZ 224701	1	257	Tension lever	
16a	210077	S105-30.34.20	2	7	Lever bushing	
	210022	S105-30.34.30	2	257	Lever bushing	
17	110048	S10-C55-M12x90	1	19	Stud	
18	482029	MZ 224010	1	19	Tension arm support	
19	120111	DIN933-M10x30-8G	3	19	Cap screw	
20	140045	DIN127-A10	3	19	Lockwasher	
21	140017	DIN126-11,5	6	19	Plain washer	
22	380044	MZ 224705	1	257	Pivot shaft	
23	370003	DIN471-30	1	19	Snap ring	
24	180020	N50-20.130.5	1	19	Compression spring	
25	482951	MZ 574005	1	19	Spring clip	
26	180039	N52-22.190.3,5	1	19	Tension spring	
27	140058	S13-31.50.2	3	19	Space washer	
28	140018	DIN126-14	2	19	Plain washer	
29	100018	DIN934-M12	8	19	Hex nut	
30	482033	MZ 225815	1	422	Belt guide	
31	120101	DIN931-M6x30-8G	2	422	Cap screw	
32	322357	DIN127-A6	2	422	Lockwasher	
33	140015	DIN126-7	2	422	Plain washer	
34	100014	DIN934-M6	2	422	Hex nut	
35	332039	DIN71412-BM10x1	1	7	Grease fitting	

Code 7 : 409001 - 490999  
 19 : 409001 - 652999  
 257 : 501001 - 652999  
 422 : 582001 - 652999



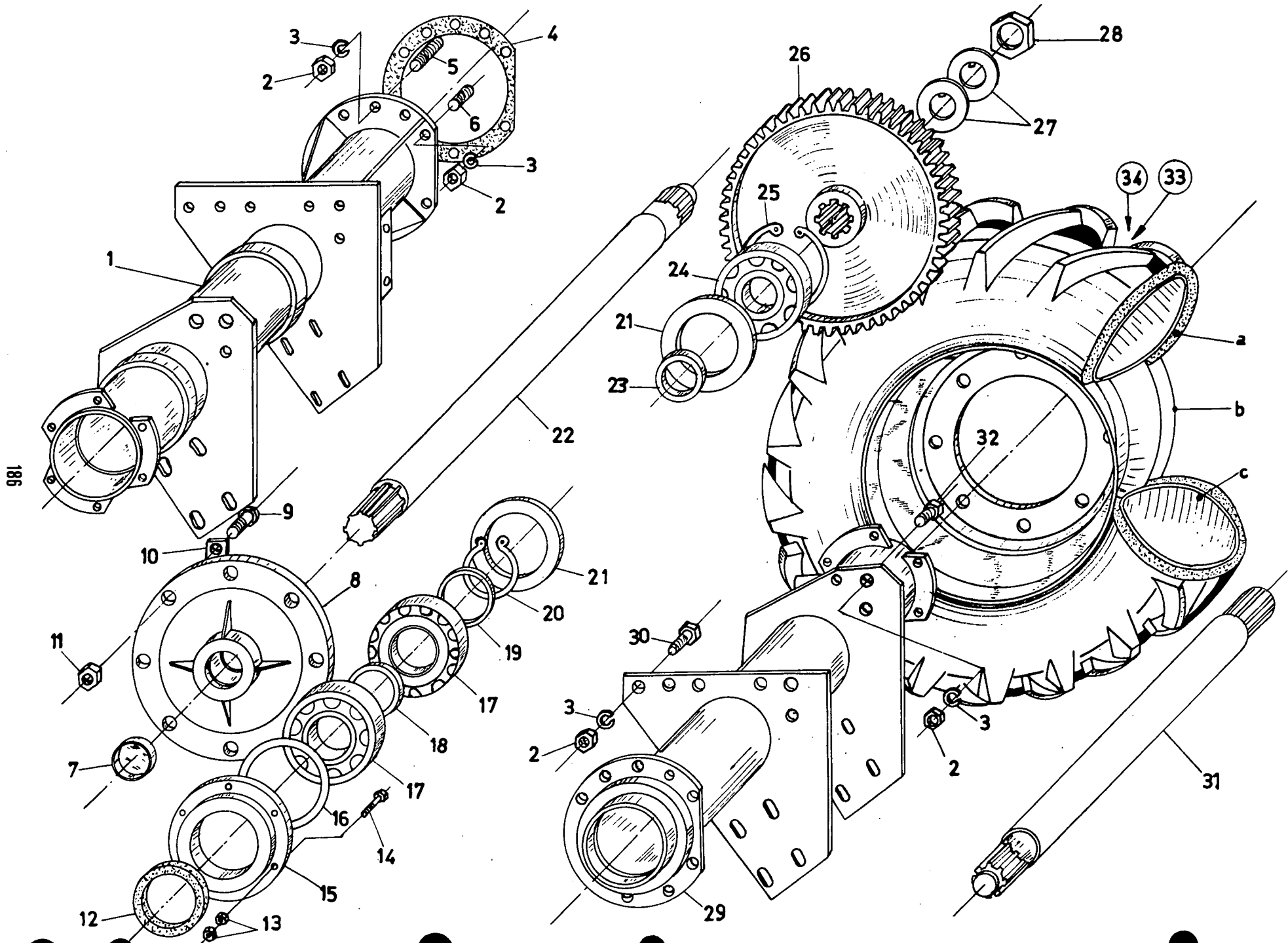


## HOOFDSPANROL - MAIN TENSION IDLER

GALET TENDEUR PRINCIPAL - HAUPTSPANNROLLE 663001 - 925999

Fig.	Order ref.	Old reference	Qty.	Code	Description	N.B.
1	332038	DIN71412-AM10x1	1	570	Grease fitting	
2	370011	DIN472-52	1	570	Snap ring	
3	310065	N66-52.5	1	570	Bearing shield	incl.fig.1
4	370002	DIN471-25	1	570	Snap ring	
5	210041	SKF 6206	1	570	Ball bearing	
6	290131	MZ 224006	1	570	Tension pulley	
7	310093	N40-40.62.1	1	570	Bearing shield	
8	220100	S125-35.58.4	1	570	Felt ring	
9	210064	SKF 6206	1	570	Ball bearing	
10	040022	MZ 224701	1	570	Tension lever	incl.fig.10a
10a	210022	S105-30.34.30	2	570	Tension lever bushing	
11	030110	MZ 224000.01	1	570	Tension pulley assy.	
12	180039	N52-22.190.3,5	1	570	Tension spring	
13	482951	MZ 574005	1	570	Spring clip	
14	180020	N50-20.130.5	1	570	Compression spring	
15	380044	MZ 224705	1	570	Pivot shaft	
16	340041	MZ 224003	1	570	Adjusting rod	
17	482028	MZ 224004	1	570	Lever link	
18	332040	DIN71412-CM10x1	1	570	Grease fitting	
19	482026	MZ 224002	1	570	Control lever	incl.fig.18
20	330021	S95-40.8	1	570	Lever knob	
21	140022	DIN126-27	1	570	Plain washer	
22	130014	DIN94-6x40	1	570	Cotter pin	
23	140112	S13-31.50.2	3	570	Space washer	
24	370003	DIN471-30	1	570	Snap ring	
25	482029	MZ 224010	1	570	Tension arm support	
26	120101	DIN931-M6x30-8G	2	570	Cap screw	
27	120112	DIN931-M10x40-8G	1	570	Cap screw	
28	120111	DIN933-M10x30-8G	3	570	Cap screw	
29	322357	DIN127-A6	2	570	Lockwasher	
30	140045	DIN127-A10	3	570	Lockwasher	
31	140046	DIN127-A12	2	570	Lockwasher	
32	100014	DIN934-M6	2	570	Hex nut	
33	100016	DIN934-M10	5	570	Hex nut	
34	100018	DIN934-M12	8	570	Hex nut	
35	140017	DIN126-11,5	7	570	Plain washer	
36	140018	DIN126-14	2	570	Plain washer	
37	110048	S10-C55-M12x90	1	570	Stud	
38	482033	MZ 225815	1	570	Belt guide	

Code 570 · 764001 - 925999

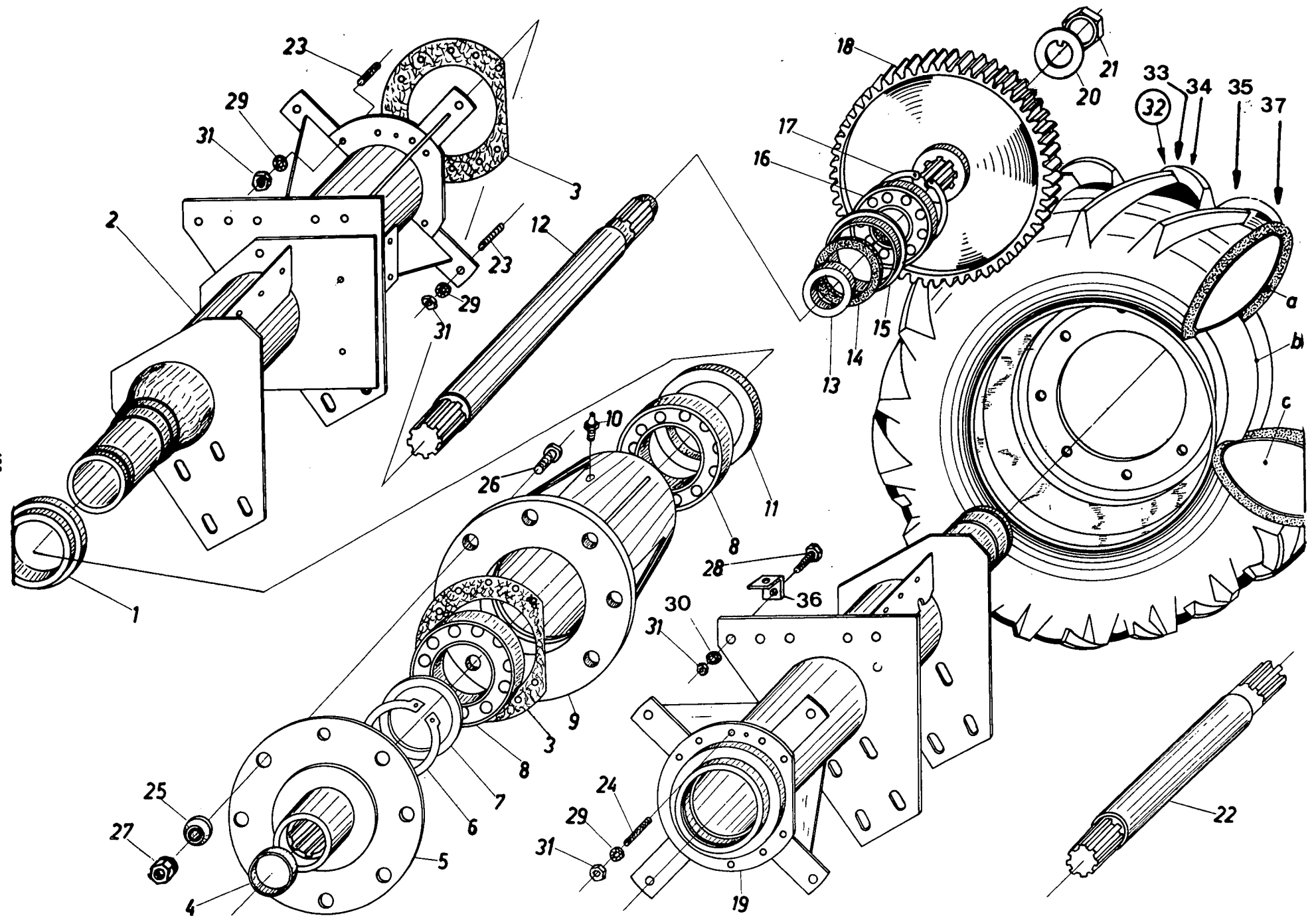


AANDRIJFWIELEN EN ASSEN  
 DRIVING WHEELS AND SHAFTS  
 ROUES DE TRACTION ET ARBRES  
 ANTRIEBSRÄDER UND RADWELLEN

409001 - 459999

Fig.	Order ref.	Old reference	Qty.	Code	Description	N.B.	
1	489695	MZ 344013	1	4	Housing	Left-hand	
2	100020	DIN934-M16	34	4	Hex nut		
3	140048	DIN127-A16	34	4	Lockwasher		
4	220041	MZ 340708	2	4	Housing gasket		
5	110027	S3-M16x36	4	4	Stud		
6	110026	S3-70M-M16x28	16	4	Stud		
7	310020	MZ 340926	2	4	Hub cap		
8	280099	MZ 343920	2	4	Wheel hub		
9	120263	MZ 344018	16	4	Wheel bolt		
10	489233	MZ 343962	16	4	Bolt retaining plate		
11	100054	MZ 344019	16	4	Wheel nut		
12	220017	B3SL-85.110.13	2	4	Seal ring		
13	100015	DIN934-M8	24	4	Hex nut		
14	120107	DIN931-M8x45-8G	12	4	Cap screw		
15	320103	MZ 343987	2	4	Wheel hub collar		
16	220130	S121-134.6	2	4	Rubber ring		
17	301197	SKF 32215	4	4	Roller bearing		
18	200370	MZ 343914	2	4	Space washer		
19		S13-75.5.88.3	2	4	Space washer		
20	300637	DIN471-75	2	4	Snap ring		
21	200371	MZ 343917	4	4	Retaining ring		
22	260203	MZ 344021	1	4	Drive shaft		Left-hand
23	200372	MZ 343923	2	4	Retaining ring		
24	210051	SKF 6312	2	4	Ball bearing		
25	370014	DIN472-130	2	4	Snap ring		
26	410015	MZ 344028	2	4	Gear		
27	140255	S56-43.90.2	4	4	Safety washer		
28	300863	DIN936-M42x1,5	2	4	Hex nut		
29	030358	MZ 344012	1	4	Housing		
30	120127	DIN931-M16x40-8G	10	4	Cap screw		
31	260204	MZ 344022	1	4	Drive shaft		
32	120126	DIN933-M16x30-8G	4	4	Cap screw		
33		MZ 343900.85	2	4	Driving wheel assy.		
33a			2	4	Tire 13x26	Gauge 2,20 m. - 7'2" incl.fig.33a,33b,33c 8 ply rating	
33b	280100	MZ 343985	2	4	Disc wheel		
33c			2	4	Inner tube		
34	030104	MZ 344000.99	2	4	Driving wheel assy.	For tire 13x26 Gauge 2,03 m. - 6'8" incl.fig.34a,34b,34c 8 ply rating	
34a			2	4	Tire 13x26		
34b		MZ 344099	2	4	Disc wheel		
34c			2	4	Inner tube	For tire 13x26	

Code 4 : 409001 - 459999



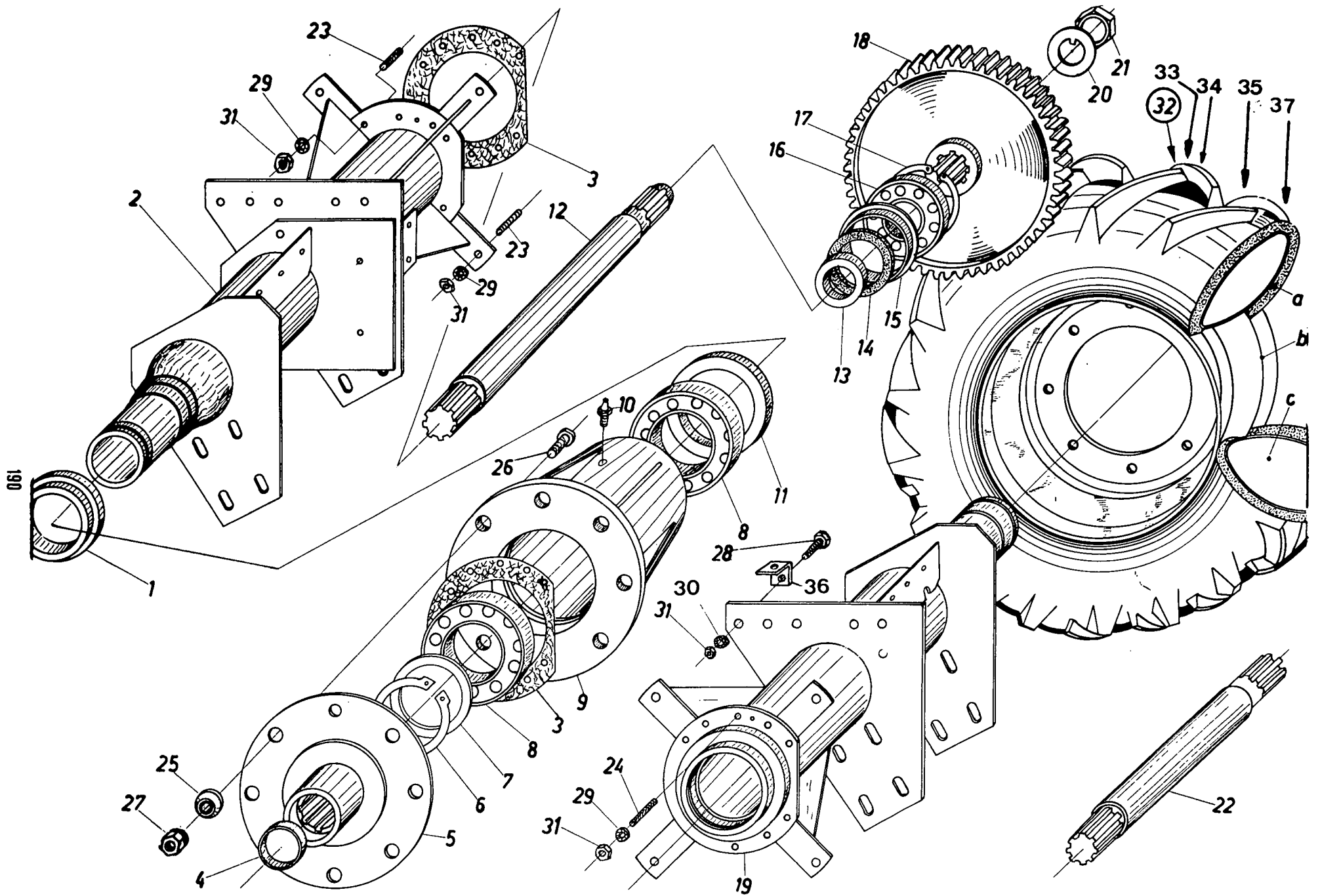
AANDRIJFWIELEN EN ASSEN  
 DRIVING WHEELS AND SHAFTS  
 ROUES DE TRACTION ET ARBRES  
 ANTRIEBSRÄDER UND RADWELLEN

470001 - 925999

Fig.	Order ref.	Old reference	Qty.	Code	Description	N.B.
1	200039	MZ 345353	1	441	Housing collar	
2	301044	MZ 344713	1	155	Housing	Left-hand
	482259	MZ 345813	1	441	Housing	Left-hand
3	220041	MZ 340708	2	180	Housing gasket	
4	310020	MZ 340926	2	180	Hub cap	
5	280025	MZ 344720	2	180	Wheel hub	
6	370010	DIN471-100	2	180	Snap ring	
7	140056	MZ 344716	2	180	Space washer	
8	210047	SKF 6220	4	180	Ball bearing	
9	280024	MZ 344715	2	168	Inner hub	incl.fig.10
	280072		2	675	Inner hub	incl.fig.10
10	332038	DIN71412-AM10x1	2	441	Grease fitting	
11	220018	DIN6503-140.180.15	2	180	Seal ring	
12	260031	MZ 344721	1	180	Drive shaft	Left-hand
13	200034	MZ 344723	2	180	Thrust ring	
14	220017	DIN6503-A85.110.13	2	180	Seal ring	
15	482264	MZ 344717	2	180	Retaining ring	
16	210051	SKF 6312	2	180	Ball bearing	
17	370014	DIN472-130	2	180	Snap ring	
18	410015	MZ 344028	2	180	Gear	
19	489227	MZ 344712	1	155	Housing	Right-hand
	482252	MZ 345812	1	441	Housing	Right-hand
20	140149	S56-43.68.2	2	180	Safety washer	
21	100040	DIN1804-M42x1,5	2	180	Locking nut	
22	260032	MZ 344722	1	180	Drive shaft	Right-hand
23						(a)
24						(a)
25	200035	MZ 344727	16	168	Wheel bolt spacer	
	200258		16	675	Wheel bolt spacer	
26	120149	MZ 344718	16	161	Wheel bolt	
	120185	MZ 346818	16	558	Wheel bolt	
	120231		16	675	Wheel bolt	
27	100054	MZ 344019	16	161	Wheel nut	
	100074	MZ 346819	16	558	Wheel nut	
	100054	MZ 344019	16	675	Wheel nut	
28	120090	DIN931-M16x50-8G	16	180	Cap screw	
29	140048	DIN6798-A16,5	28	180	Lockwasher, int. tooth	
30	140048	DIN127-A16	16	429	Lockwasher	
31	100020	DIN934-M16	44	180	Hex nut	
32		MZ 343900.85	2	149	Wheel assy. - 13x26	incl.fig.32a,32b,32c, Gauge 2,20 m - 7'2"
	030101	MZ 345000.84	1	264	Wheel assy. - 13x26	Left-hand Gauge 2,20 m 7'2" incl.fig.32a,32b,32c

Code 149 : 470001 - 490999  
 155 : 470001 - 561999  
 161 : 470001 - 652999  
 168 : 470001 - 753999  
 180 : 470001 - 925999  
 264 : 501001 - 753999  
 429 : 582001 - 753999  
 435 : 582001 - 834999  
 441 : 582001 - 925999  
 558 : 663001 - 753999  
 570 : 663001 - 925999  
 669 : 764001 - 834999  
 675 : 764001 - 925999

(a) Zie groep tapeinden aan versnellingsbak  
 See group gearbox studs  
 Voir groupe goujons de la boîte de vitesse  
 Sehe Gruppe Stehbolzen am Getriebegehäuse



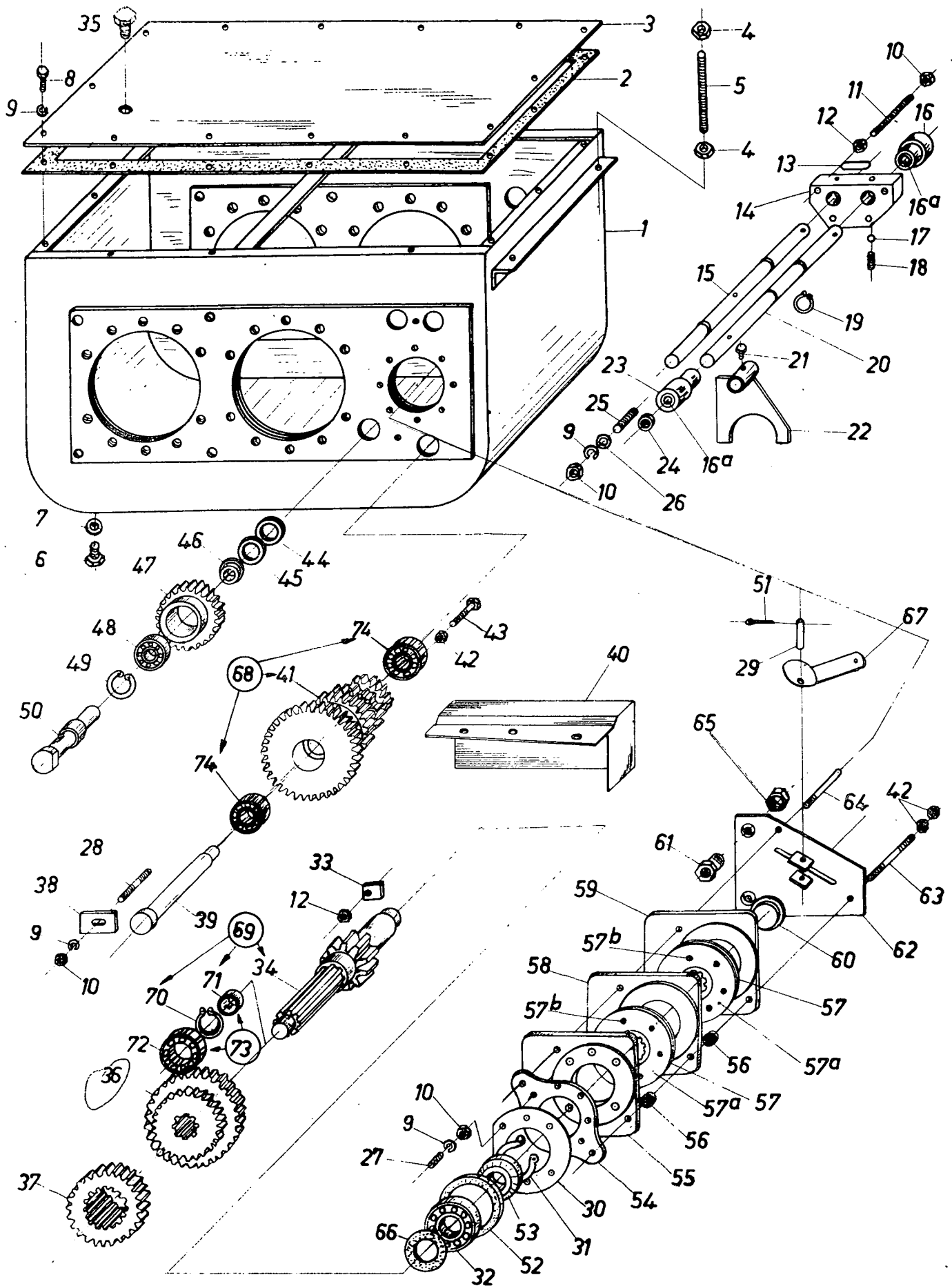
AANDRIJFWIELEN EN ASSEN  
DRIVING WHEELS AND SHAFTS  
ROUES DE TRACTION ET ARBRES  
ANTRIEBSRÄDER UND RADWELLEN

470001 - 925999

Fig.	Order ref.	Old reference	Qty.	Code	Description	N.B.
32a			2	149	Tyre - 13x26	6 ply rating
			2	264	Tyre - 13x26	8 ply rating
32b		MZ 343985	2	149	Disc wheel	Gauge 2,20 m - 7'2"
		MZ 345085	2	264	Disc wheel	Gauge 2,20 m - 7'2"
32c			2	180	Inner tube	For 13x26
33		MZ 344000.98	1	149	Wheel assy - 13x26	Left-hand - Gauge 2,03m 6'8" incl.fig.33a,33b,33c
		MZ 345000.98	1	264	Wheel assy - 13x26	Left-hand - Gauge 2,03m 6'8" incl.fig.33a,33b,33c
		MZ 344000.99	1	149	Wheel assy - 13x26	Right-hand - Gauge 2,03m 6'8" incl.fig.33a,33b,33c
		MZ 345000.99	1	264	Wheel assy - 13x26	Right-hand - Gauge 2,03m - 6'8" incl.fig.33a, 33b,33c
33a			2	149	Tyre - 13x26	6 ply rating
			2	264	Tyre - 13x26	8 ply rating
33b		MZ 344099	2	149	Disc wheel	Gauge 2,03 m - 6'8"
	280009	MZ 345099	2	264	Disc wheel	Gauge 2,03 m - 6'8"
33c			2	180	Inner tube	For 13x26
34		MZ 484000.03	1	429	Wheel assy - 15x30	Right-hand incl.fig.34a, 34b,34c
		MZ 484000.04	1	429	Wheel assy - 15x30	Left-hand incl.fig.34a, 34b,34c
		MZ 485000.04	2	669	Wheel assy - 15x30	incl.fig.34a,34b,34c
34a			2	435	Tyre - 15x30	6 ply rating
34b		MZ 484003	2	429	Disc wheel	
		MZ 485003	2	669	Disc wheel	
34c			2	435	Inner tube	For 15x30
35	030210	MZ 485300.89	2	435	Wheel assy - 18x26	Incl.fig.35a,35b,35c
35a	190016		2	435	Tyre - 18x26	
35b	280031	MZ 485389	2	435	Disc wheel	
35c	190008		2	435	Inner tube	For 18x26
36	482270	MZ 344041	2	570	Angle support clip	
37	030116	MZ 485000.22	2	675	Wheel assy - 14x26	incl.fig.37a,37b,37c
37a	190117		2	675	Tyre - 14x26	
37b	280073	MZ 485021	2	675	Disc wheel	
37c	190116		2	675	Inner tube	For 14x26

Code 149 : 470001 - 490999  
155 : 470001 - 561999  
161 : 470001 - 652999  
168 : 470001 - 753999  
180 : 470001 - 925999  
264 : 501001 - 753999  
429 : 582001 - 753999  
435 : 582001 - 834999  
441 : 582001 - 925999  
558 : 663001 - 753999  
570 : 663001 - 925999  
669 : 764001 - 834999  
675 : 764001 - 925999

(a) Zie groep tapeinden aan versnellingsbak  
See group gearbox studs  
Voir groupe goujons de la boîte de vitesse  
Sehe Gruppe Stehbolzen am Getriebegehäuse



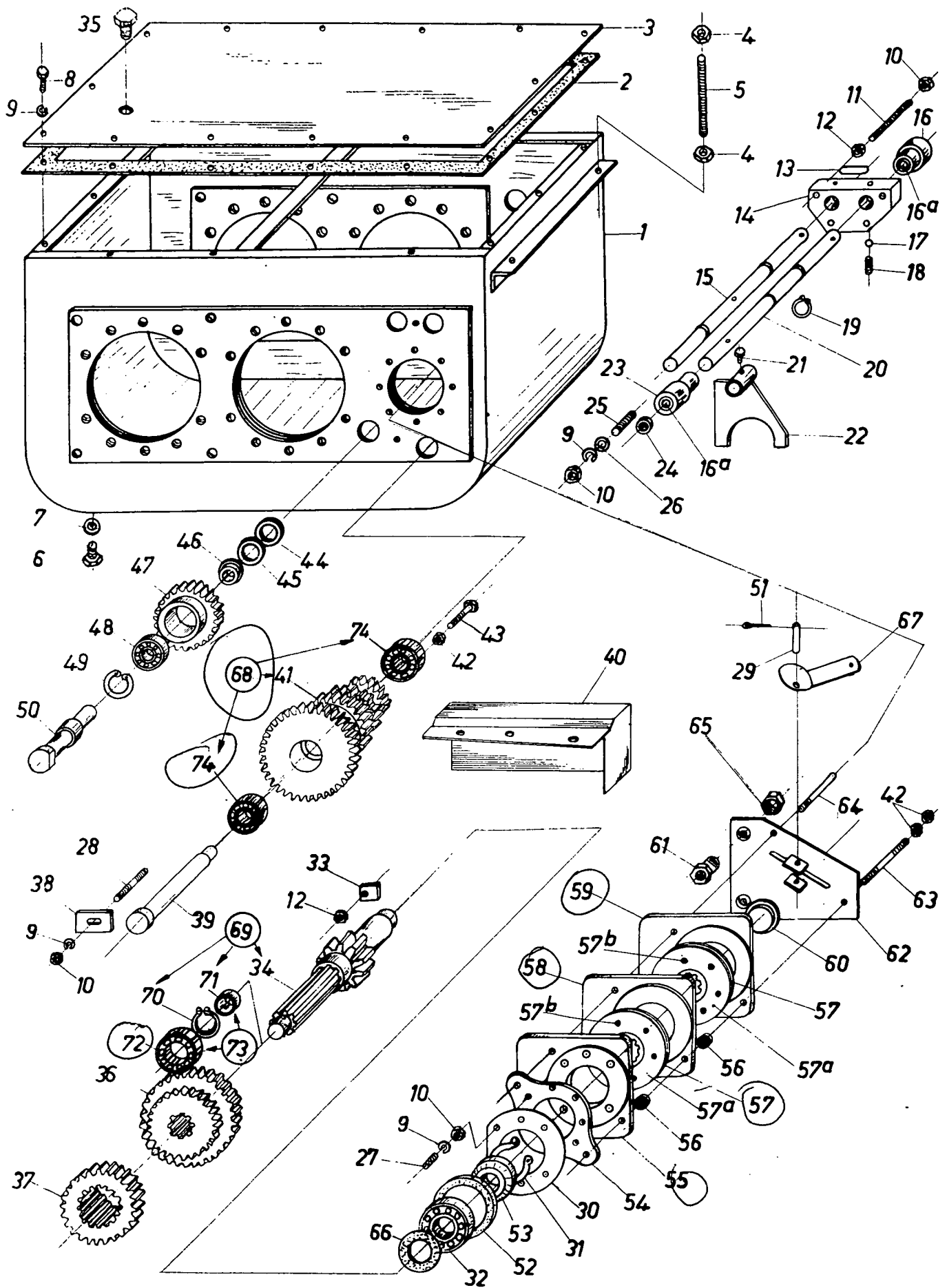


VERSNELLINGSBAK – GEARBOX  
BOITE DE VITESSE – SCHALTGETRIEBE

409001 – 925999

Fig.	Order ref.	Old reference	Qty.	Code	Description	N.B.
1	489226	MZ 344001	1	13	Gearbox	
	484346	MZ 345801	1	441	Gearbox	
2	220142	MZ 344038	1	13	Cover gasket	
	220044	MZ 345838	1	441	Cover gasket	
3	310172	MZ 344039	1	13	Traction box cover	
	310021	MZ 345839	1	441	Traction box cover	
4	100020	DIN934-M16	8	38	Hex nut	
5	110057	S10-M16x195	2	38	Stud	
6	150006	DIN910-M24x1,5	2	38	Drain plug	
7	220025	DIN7603-C24x30	2	38	Drain plug washer	
8	120099	DIN933-M6x15-8G	14	13	Cap screw	
	120109	DIN933-M10x20-8G	14	429	Cap screw	
	120111	DIN933-M10x30-8G	14	675	Cap screw	
9	322357	DIN127-A6	14	7	Lockwasher	
	140045	DIN127-A10	14	276	Lockwasher	
10	100016	DIN934-M10	17	38	Hex nut	
11	110148	MZ 344058	4	7	Stud	
	110022	S3-M10x65	4	276	Stud	
12	100037	DIN985-M10	8	38	Locknut	
13	482284	MZ 344057	1	38	Safety pin	
14	489231	MZ 344056	1	748	Locking block	
	482283	MZ 345656	1	749	Locking block	
15	260205	MZ 344065	1	748	Shifter shaft	1st. & Rev.
	260035	MZ 345665	1	749	Shifter shaft	1st. & Rev. incl.fig.16a
16	040021	MZ 344055	2	38	Bearing	
16a	210025	S107-22.25.15	4	38	Bearing bushing	
17	210005	DIN5401-10	2	748	Steel ball	
	210006	DIN5401-12,7	2	750	Steel ball	
	210007	DIN5401-13	2	441	Steel ball	
18	180106	N50-7,5.26.1,5	2	13	Compression spring	
	180012	N50-10,5.34.2	2	441	Compression spring	
19	370001	DIN471-22	2	38	Snap ring	
20	260206	MZ 344068	1	<del>748</del> 749	Shifter shaft	2nd. & 3rd.
	260036	MZ 345668	1	749	Shifter shaft	2nd. & 3rd.
21	120151	MZ 343963	2	38	Locking screw	
22	482285	MZ 344066	2	38	Shifter fork	
23	040020	MZ 344054	2	38	Bearing	incl.fig.16a
24	310022	MZ 344059	2	38	Bearing plug	
25	110021	S3-M10x40	2	38	Stud	
26	200090	S101-11.25.5	2	38	Space washer	
27	110019	S3-M10x25	1	38	Stud	
28	110018	S3-M10x20	12	38	Stud	
29	390027	S112-16.50.40	1	306	Pivot shaft	
30	220046	MZ 343990	1	38	Gasket	
31	370004	DIN471-35	1	38	Snap ring	
32	210048	SKF 6307	1	38	Ball bearing	
33	482268	MZ 343936	4	38	Lock plate	
34	410044	MZ 344006	1	8	Shaft and pinion	
	410010	MZ 345106	1	281	Shaft and pinion	
	410011	MZ 345806	1	441	Shaft and pinion	
35	150006	DIN910-M24x1,5	1	13	Cover plug	
	150081	S59-14,5-M24x1,5	1	441	Cover plug	
36	410014	MZ 344011	1	38	Double gear	1st. & Rev.
37	410012	MZ 344007	1	38	Gear	2nd. & 3rd.

Code 7 : 409001 - 490999  
 8 : 409001 - 501999  
 13 : 409001 - 561999  
 38 : 409001 - 925999  
 276 : 501001 - 925999  
 281 : 511001 - 561999  
 306 : 511001 - 925999  
 429 : 582001 - 753999  
 441 : 582001 - 925999  
 675 : 764001 - 925999  
 725 : 845001 - 925999  
 748 : 409001 - 561032  
 749 : 561033 - 925999  
 750 : 561033 - 561999

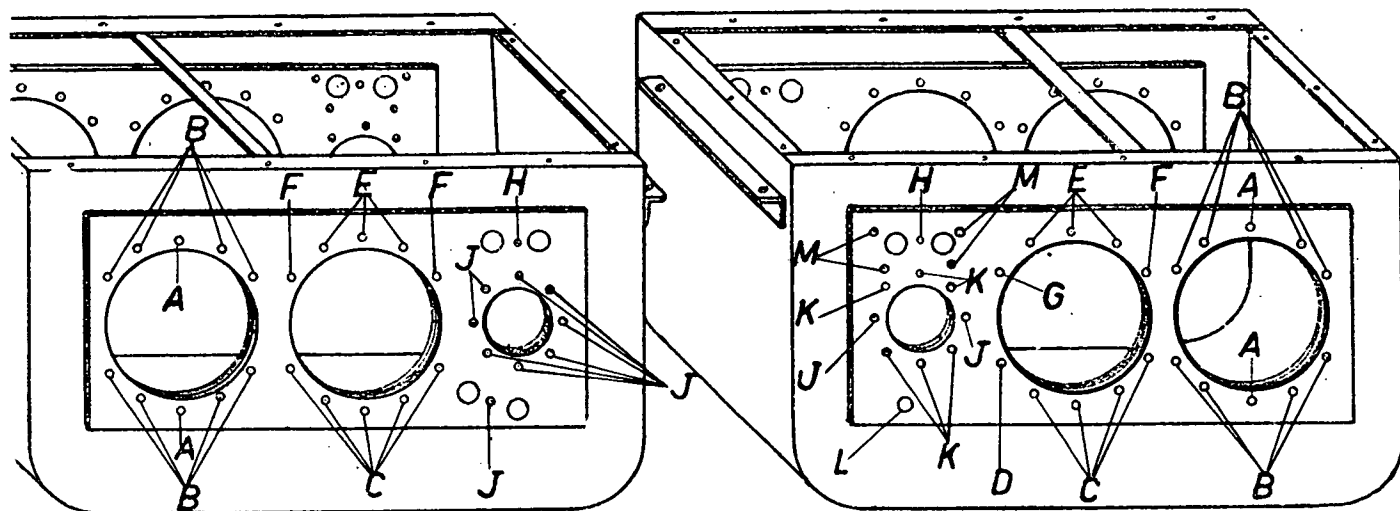


VERSNELLINGSBAK – GEARBOX  
BOITE DE VITESSE – SCHALTGETRIEBE

409001 – 925999

Fig.	Order ref.	Old reference	Qty.	Code	Description	N.B.
38	482276	MZ 344050	1	38	Lock plate	
39	260033	MZ 344024	1	38	Gear shaft	
40	360112	MZ 345851	1	441	Guard, handbrake	
41	410008	MZ 344004	1	38	Cluster gear	
42	100018	DIN934-M12	2	38	Hex nut	
43	120150	MZ 344029	2	38	Cap screw, special	
44	140103	S13-26.38.1	2	725	Space washer	1 mm.
45	140229	S13-26.38.0,6	2	725	Space washer	0,6 mm.
46	200036	MZ 344033	1	38	Gear space ring	
47	410009	MZ 344005	1	38	Intermediate gear	
48	210035	SKF 3205	1	38	Ball bearing	
49	370011	DIN472-52	1	38	Snap ring	
50	260034	MZ 344025	1	38	Intermediate gear shaft	
51	130008	DIN94-4x30	1	306	Cotter pin	
52	220020	DIN6504-A55.72.10	1	306	Seal ring	
53	200043	MZ 345186	1	306	Collar	
54	482298	MZ 345188	1	306	Flange	
55	482299	MZ 345191	1	306	Brake disc plate	Inner
56	180019	N50-20.20.2	4	306	Compression spring	
57	400009	MZ 345198	2	306	Brake disc	incl.fig.57a,57b
57a	400010	MZ 345198.02	4	306	Lining	
57b	130064	Q5x12 TPF	12	306	Rivet	
58	482300	MZ 345192	1	306	Brake, disc plate	Center
59	482301	MZ 345193	1	306	Brake, disc plate	Outer
60	482302	MZ 345194	1	306	Thrust plate	
61	340059	MZ 345196	2	306	Adjusting plug	
62	482303	MZ 345195	1	306	Support plate	
63	110025	S3-70M-M12x145	1	306	Stud	
64	110024	S3-70M-M12x135	1	306	Stud	
65	100033	DIN936-M24x1,5	2	306	Hex nut	
66	310095	N67-35.50.0,1	4	306	Paper gasket	
67	482306	MZ 345197	1	306	Pivot lever	
68	090032	MZ 344000.04	1	38	Cluster gear assy.	incl.fig.74
69	090033	MZ 345800.06	1	441	Shaft and pinion assy.	incl.fig.34,70,71
70	370015	Nadella 20A	1	441	Snap ring	
71	210082	NA16146 R6TC	1	441	Bearing race, inner	
72	210008	INA-HK 2526	1	<del>73</del> 8	Needle bearing	
	210081	NA2020	1	<del>441</del> 306	Needle bearing	
73	210019	NA2020/16146R6TC	1	306	Needle bearing assy.	Consists of fig. 71,72
74	210009	INA-HK 2538	2	38	Needle bearing	

Code 7 : 409001 - 490999  
 8 : 409001 - 501999  
 13 : 409001 - 561999  
 38 : 409001 - 925999  
 276 : 501001 - 925999  
 281 : 511001 - 561999  
 306 : 511001 - 925999  
 429 : 582001 - 753999  
 441 : 582001 - 925999  
 675 : 764001 - 925999  
 725 : 845001 - 925999  
 748 : 409001 - 561032  
 749 : 561033 - 925999  
 750 : 561033 - 561999

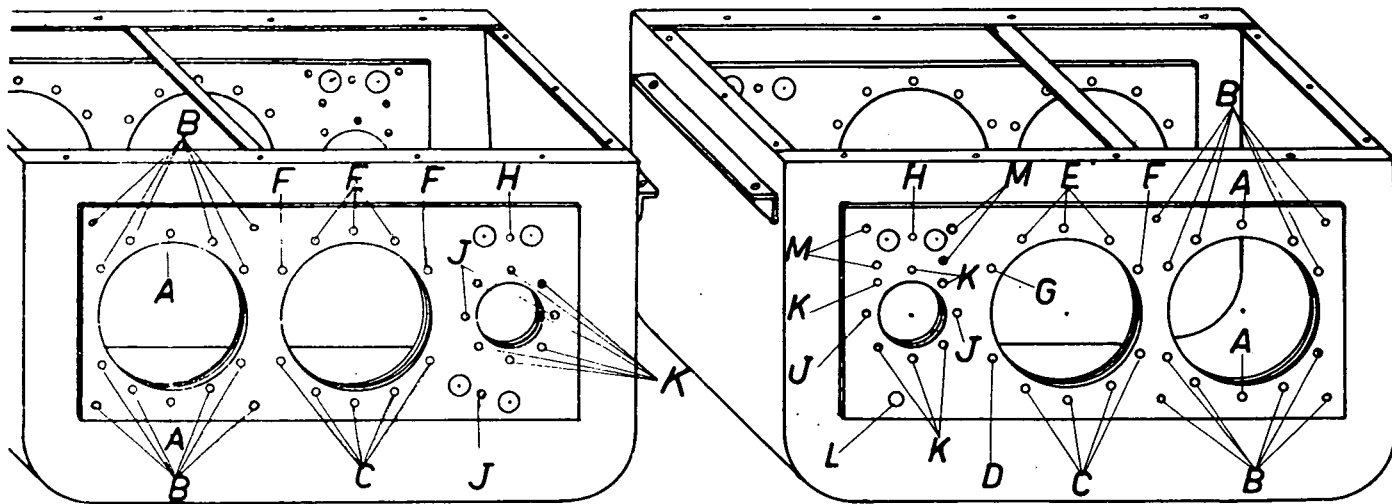


TAPEINDEN AAN VERSNELLINGSBAK  
 GEARBOX STUDS  
 GOUJONS DE LA BOITE DE VITESSE  
 STEHBOLZEN AM GETRIEBEGEHÄUSE

501001 - 561999

Fig.	Order ref.	Old reference	Qty.	Code	Description	N.B.
A	110027	S3-M16x36	4	251	Stud	
B	110026	S3-70M-M16x28	16	251	Stud	
C	110031	S3-M16x130	9	251	Stud	
D	110031	S3-M16x130	1	246	Stud	
	110032	S3-M16x172	1	281	Stud	
E	110030	S3-M16x45	6	251	Stud	
F	110009	MZ 344083	3	251	Locating stud	
G	110009	MZ 344083	1	246	Locating stud	
	110010	MZ 345184	1	281	Locating stud	
H	110021	S3-M10x40	2	251	Stud	
J	110018	S3-M10x20	11	251	Stud	
K	110019	S3-M10x25	6	251	Stud	
L	150006	DIN910-M24x1,5	3	251	Plug	
M	110148	MZ 344058	4	246	Stud	
	110022	S3-M10x65	4	281	Stud	

Code 246 : 501001 - 501999  
 251 : 501001 - 561999  
 281 : 511001 - 561999

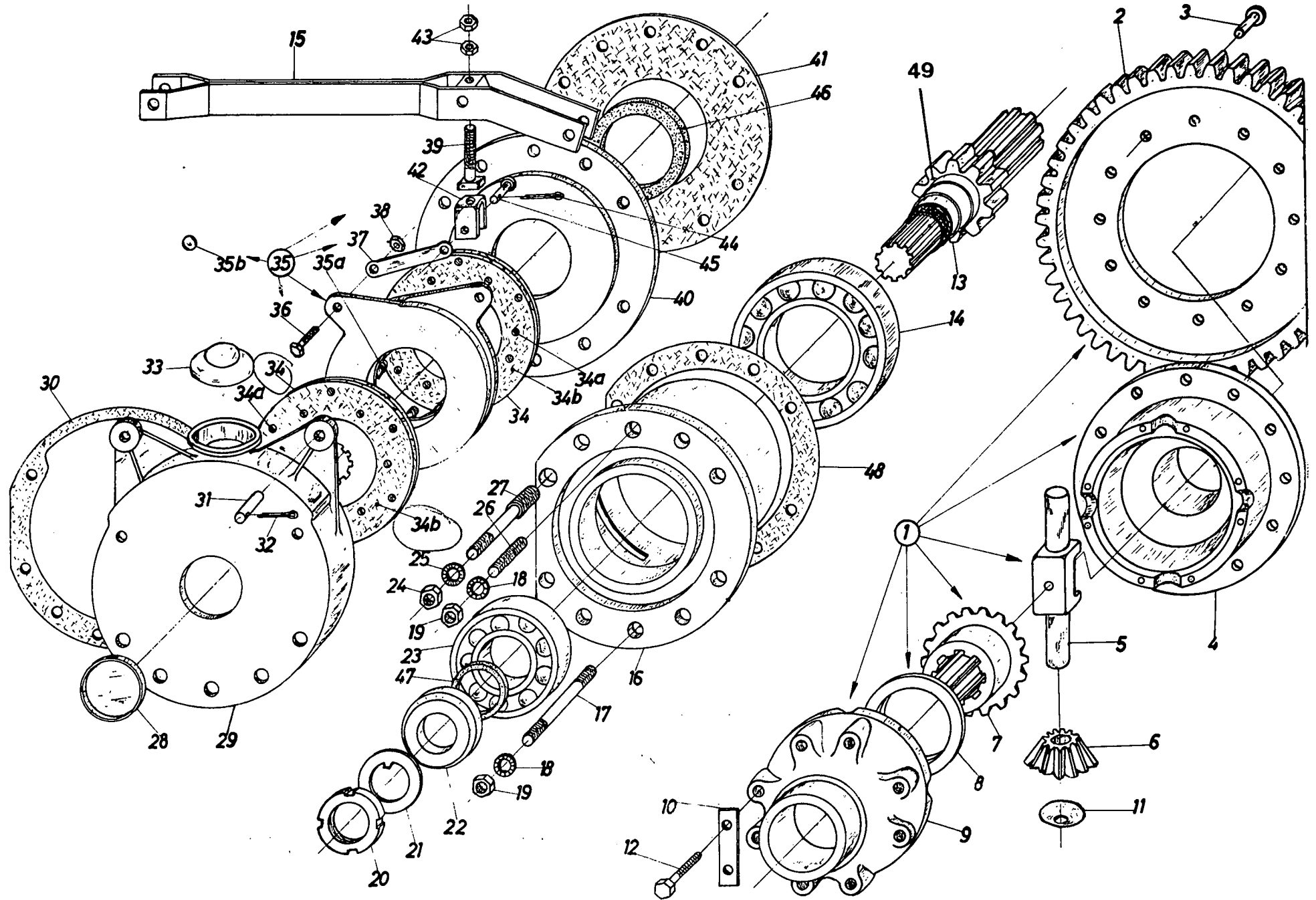


TAPEINDEN AAN VERSNELLINGSBAK  
 GEARBOX STUDS  
 GOUJONS DE LA BOITE DE VITESSE  
 STEHBOLZEN AM GETRIEBEGEHÄUSE

582001 - 925999

Fig.	Order ref.	Old reference	Qty.	Code	Description	N.B.
A	110029	S3-70M-M16x44	4	441	Stud	
B	110027	S3-70M-M16x36	24	441	Stud	
C	110031	S3-M16x130	9	441	Stud	
D	110032	S3-M16x172	1	441	Stud	
E	110030	S3-M16x45	6	441	Stud	
F	110009	MZ 344083	3	441	Locating stud	
G	110010	MZ 345184	1	441	Locating stud	
H	110021	S3-M10x40	2	441	Stud	
J	110018	S3-M10x20	5	441	Stud	
K	110019	S3-M10x25	12	441	Stud	
L	150006	DIN910-M24x1,5	3	441	Plug	
M	110022	S3-M10x65	4	441	Stud	

Code 441 : 582001 - 925999



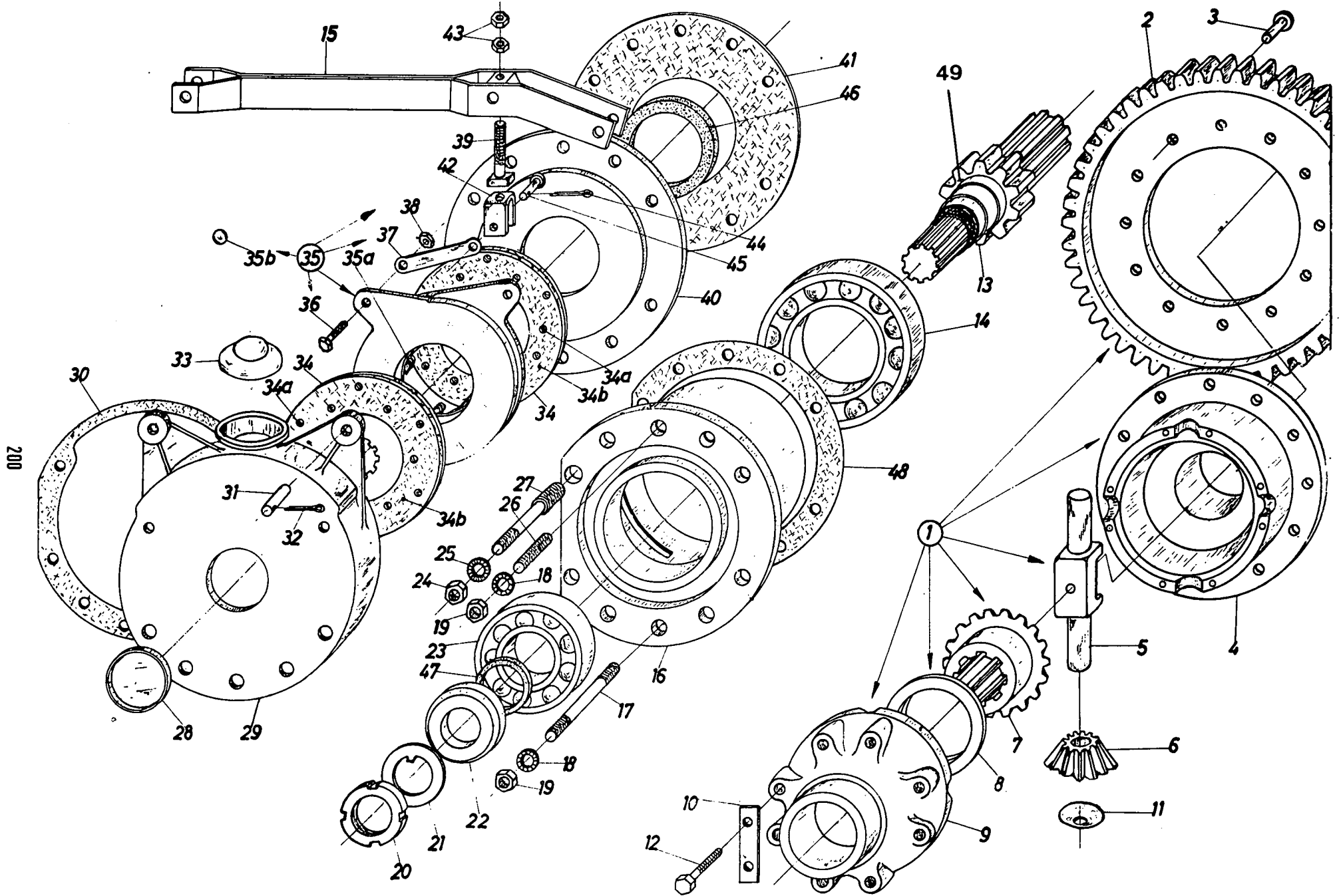
DIFFERENTIEEL & REMMEN - DIFFERENTIAL & BRAKES  
DIFFERENTIEL & FREINS - DIFFERENTIAL & BREMSSEN

409001 - 925999

Fig.	Order ref.	Old reference	Qty.	Code	Description	N.B.
1	090003	MZ 344000.03	1	24	Differential assy.	incl.fig.2,3,4,5,6,7,8,9, 10,11,12
	090056		1	650	Differential assy.	
2	410013	MZ 344010	1	38	Ring gear	(a)
3	130021	DIN660-14x50	12	38	Rivet, round head	
4	410003	MZ 344003	1	38	Differential housing	(a)
5	410007	MZ 340703D	2	38	Spider shaft	
6	410006	MZ 340703C	4	38	Pinion	incl.pinion
7	410005	MZ 340703B	1	24	Planet pinion	
	410034		1	660 650	Planet pinion	(a)
8	210013	MZ 340703E	2	38	Thrust ring	
9	410004	MZ 340703A	1	38	Differential housing	incl.pinion
10	482251	MZ 340703F	4	38	Locking plate	
11	210014	MZ 340703G	4	276	Dished washer	Internal tooth
12	120071	DIN931-M10x65-8G	8	38	Cap screw	
13	410023	MZ 344031	2	24	Differential shaft	incl.pinion
	410027		2	650	Differential shaft	
14	210046	SKF 6218	2	38	Ball bearing	Internal tooth
15	489230	MZ 344052	2	1	Lever assy.	
	482279	MZ 344152	2	75	Lever assy.	incl.pinion
16	320024	MZ 344009	2	38	Bearing housing	
17	110031	S3-M16x130	10	38	Stud	Internal tooth
18	140048	DIN6798-A16,5	16	38	Lockwasher	
19	100020	DIN934-M16	16	38	Hex nut	incl.pinion
20	100040	DIN1804-M42x1,5	4	38	Shaft nut	
21	140064	N15-42.62.1	2	38	Safety washer	incl.pinion
22	200038	MZ 344049	2	38	Collar	
23	210050	SKF 6310	2	38	Ball bearing	incl.pinion
24	100018	DIN934-M12	4	38	Hex nut	
25	140046	DIN6798-A12,5	4	38	Lockwasher	incl.pinion
26	110030	S3-M16x45	6	38	Stud	
27	110009	MZ 344083	3	38	Stud	incl.pinion
28	310020	MZ 340926	2	38	Housing cap	
29		MZ 344035	2	1	Brake housing	incl.pinion
	484347	MZ 344135	2	75	Brake housing	
30	220042	MZ 344030	2	570	Housing gasket	incl.fig.34a,34b
31		S116-14.43.37	2	1	Pin	
	390022	DIN1433-12.50.40	2	75	Pin	incl.fig.34a,34b
32	130008	DIN94-4x30	4	38	Cotter pin	
33	190048	MZ 344048	2	38	Rubber cover	incl.fig.34a,34b
34	400006	MZ 344046	4	38	Center disc assy.	
34a	130001	Girling 64150453	48	38	Lining rivet	incl.fig.34a,34b
34b	400007	MZ 344046	8	38	Lining	

Code 1 : 409001 - 409999  
19 : 409001 - 652999  
24 : 409001 - 713999  
26 : 409001 - 753999  
38 : 409001 - 925999  
75 : 419001 - 925999  
276 : 501001 - 925999  
570 : 663001 - 925999  
650 : 743001 - 925999

(a) Matched set



200



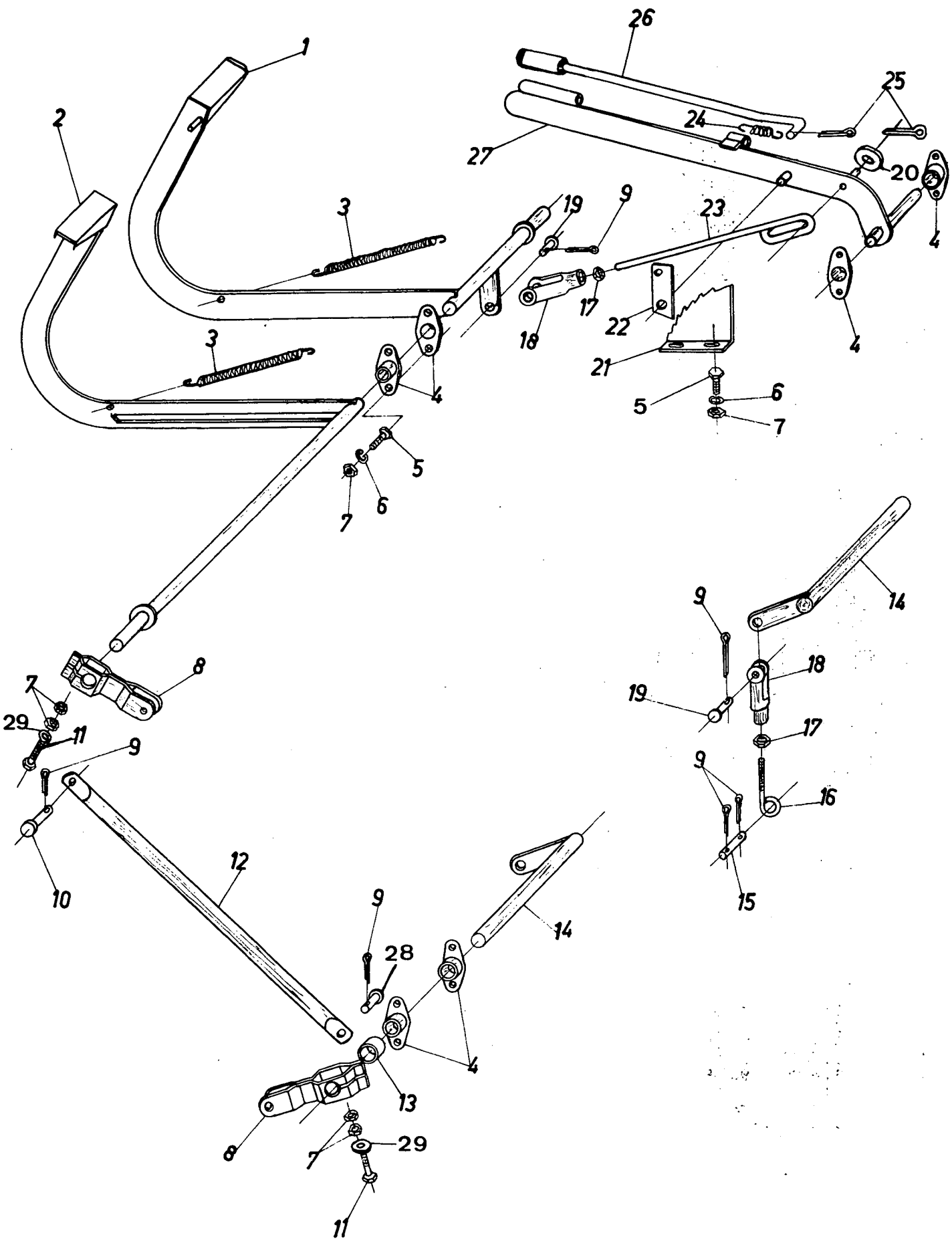
DIFFERENTIEEL & REMMEN - DIFFERENTIAL & BRAKES  
 DIFFERENTIEL & FREINS - DIFFERENTIAL & BREMSEN

409001 - 925999

Fig.	Order ref.	Old reference	Qty.	Code	Description	N.B.
35	090046	Girling 64325382	2	38	Activating disc assy.	incl.fig.35a,35b,36,37,38, 39,42,44,45
35a	180001	Girling 64325305	6	38	Tension spring	
35b	210001	Girling 64150456	10	38	Steel ball	
36	110001	Girling 64325308	4	38	Cap screw	
37	480025	Girling 64325304	4	38	Link	
38	100001	Girling 50242	4	38	Hex nut	
39		Girling 64325381	2	19	Lever rod	
	340113	Girling 64325742	2	570	Lever rod	
40	482266	MZ 344034	2	38	Flange	
41	220043	MZ 344037	2	38	Gasket	
42	487002	Girling 64325467	2	570	Drive rod clevis	
43	100032	DIN936-7/16"UNF	4	19	Hex nut	
	100079	DIN936-1/2" UNF	4	570	Hex nut	
44	130005	DIN94-3x30	2	38	Cotter pin	
45	390001	Girling 64150454	2	38	Clevis pin	
46	220021	DIN6504-A75.100.10	2	38	Seal ring	
47	220058	S121-44,5,3,5	2	38	Rubber ring	
48	220041	MZ 340708	2	38	Gasket	
49	410017	MZ 340732	2	26	Gear	

Code 1 : 409001 - 409999  
 19 : 409001 - 652999  
 24 : 409001 - 713999  
 26 : 409001 - 753999  
 38 : 409001 - 925999  
 75 : 419001 - 925999  
 276 : 501001 - 925999  
 570 : 663001 - 925999  
 650 : 743001 - 925999

(a) Matched set



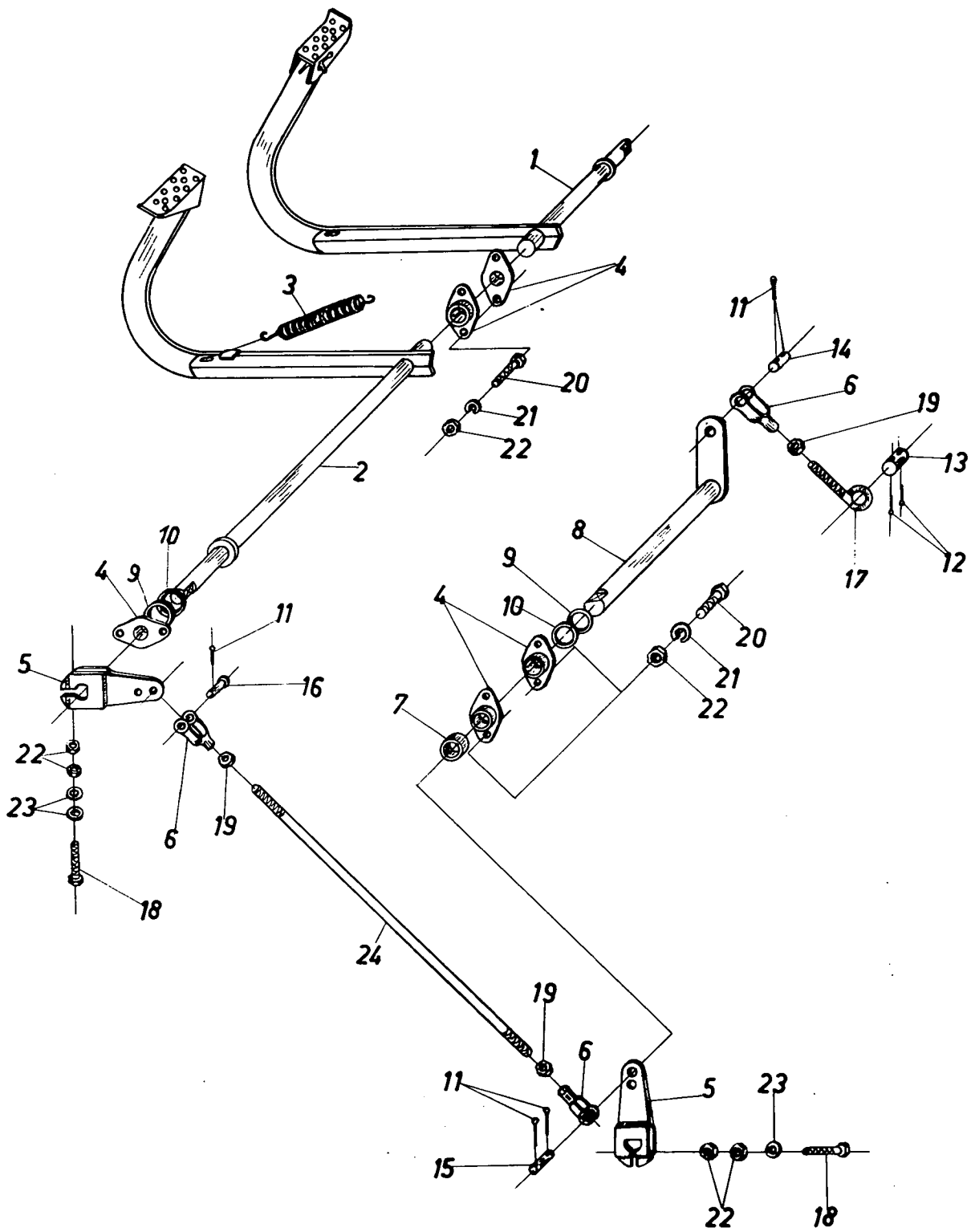
REMPEDALEN EN HANDREM  
 BRAKE PEDALS AND HANDBRAKE  
 PEDALES DE FREIN ET FREIN A MAIN  
 BREMSPEDALE UND HANDBREMSE

409001 - 652999

Fig.	Order ref.	Old reference	Qty.	Code	Description	N.B.
1	489213	MZ 304010	1	8	Brake pedal	Right-hand
	482185	MZ 305110	1	287	Brake pedal	Right-hand
2	482190	MZ 304511	1	19	Brake pedal	Left-hand
3	180035	N52-13.213.3	2	19	Tension spring	
4	320034	N62-22.55.2	10	19	Flange bearing	
5	120104	DIN933-M8x20-8G	22	19	Cap screw	
6	322358	DIN127-A8	22	19	Lockwasher	
7	100015	DIN934-M8	36	19	Hex nut	
8	482181	MZ 303906	4	16	Connecting lever	
	482182	MZ 306306	4	491	Connecting lever	
9	130003	DIN94-3x20	9	19	Cotter pin	
10	390039	S116-10.28.24	2	19	Pivot pin	
11	120061	DIN931-M8x60-8G	5	19	Cap screw	
12	340048	MZ 304012	2	19	Tension rod	
13	200119	S101-22.5.30.25	2	19	Set collar	
14	482193	MZ 304013	2	19	Intermediate shaft	
15	390022	S112-12.50.40	2	19	Pivot pin	
16	340075	MZ 304020	2	1	Eye bolt	
	340050	MZ 304120	2	56	Eye bolt	
17	100016	DIN934-M10	3	19	Hex nut	
18		MZ 304015	3	7	Clevis	
	340075	N110-11.40.1	5	257	Clevis	
19	390016	S112-10.40.32	3	19	Pivot pin	
20	140018	DIN126-14	1	247	Plain washer	
21	482180	MZ 303904	1	8	Quadrant	
22	482179	MZ 303903	1	8	Ratchet	
23	489212	MZ 304005	1	8	Tension rod	
24	180036	N52-15.62.1,25	1	7	Tension spring	
	180110	N50-13.55.2	1	246	Compression spring	
25	130006	DIN94-4x20	2	8	Cotter pin	
26	489176	MZ 303902	1	7	Lever rod	
	482177	MZ 305002	1	246	Lever rod	
27	489720	MZ 303901	1	7	Hand brake lever	
	489175	MZ 305001	1	246	Hand brake lever	
28	390015	S112-10.36.28	4	247	Pivot pin	
29	140016	DIN126-9,5	10	247	Plain washer	

Code 1 : 409001 - 409999  
 7 : 409001 - 490999  
 8 : 409001 - 501999  
 16 : 409001 - 602999  
 19 : 409001 - 652999  
 56 : 419001 - 652999

Code 246 : 501001 - 652999  
 247 : 501001 - 652999  
 257 : 501001 - 652999  
 287 : 511001 - 652999  
 491 : 632001 - 652999

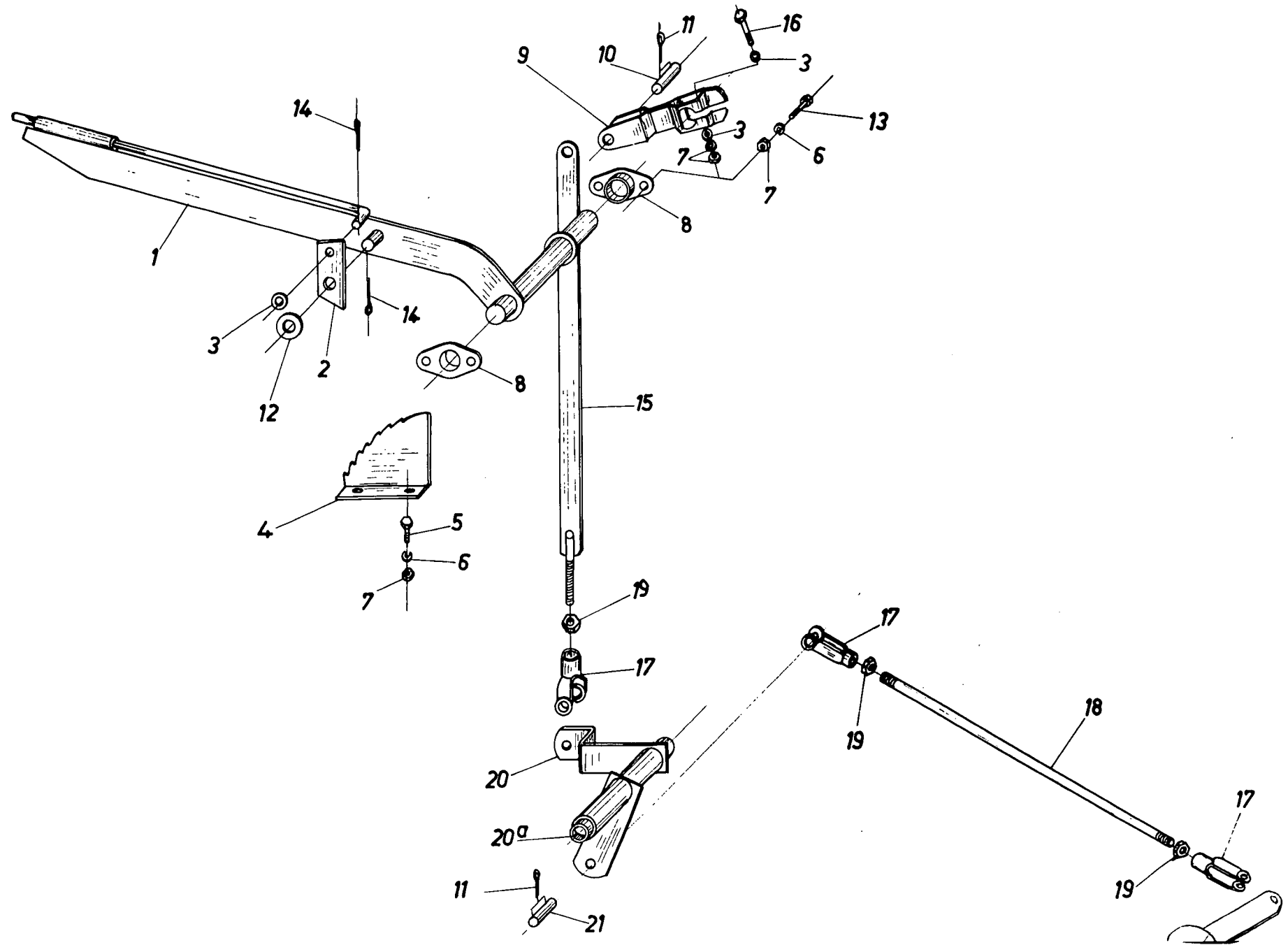


REMPEDALEN - BRAKE PEDALS  
 PEDALES DE FREIN - BREMSPEDALE

663001 - 925999

Fig.	Order ref.	Old reference	Qty.	Code	Description	N.B.
1	482185	MZ 305110	1	570	Brake pedal	Right-hand
2	482190	MZ 304511	1	570	Brake pedal	Left-hand
3	180035	N52-13.213.3	2	570	Tension spring	
4	320034	N62-22.55.2	8	570	Flange bearing	
5	482182	MZ 306306	4	570	Connecting lever	
6	340075	N110-11.40.1	6	570	Clevis	
7	200119	S101-22.5.30.25	2	570	Set collar	
8	482193	MZ 304013	2	570	Intermediate shaft	
9	140101	S13-23.35.2,5	5	570	Shim 2,5 mm	
10	140100	S13.23.35.1	3	570	Shim 1 mm.	
11	130003	DIN94-3x20	10	570	Cotter pin	
12	130006	DIN94-4x20	4	570	Cotter pin	
13	390022	S112-12.50.40	2	570	Clevis pin	
14	390016	S112-10.40.32	2	570	Clevis pin	
15	390015	S112-10.36.28	1	570	Clevis pin	Left-hand
	390040	S112-10.31.27	1	570	Clevis pin	Right-hand
16	390040	S112-10.31.27	3	570	Clevis pin	
17	340050	MZ 304120	2	570	Eye bolt	
18	120061	DIN931-M8x60-8G	4	570	Cap screw	
19	100016	DIN934-M10	6	570	Hex nut	
20	120104	DIN933-M8x20-8G	10	570	Cap screw	
21	322358	DIN127-A8	10	570	Lockwasher	
22	100015	DIN934-M8	18	570	Hex nut	
23	140016	DIN126-9,5	8	570	Plain washer	
24	340039	MZ 306312	2	570	Tension rod	

Code 570 : 663001 - 925999

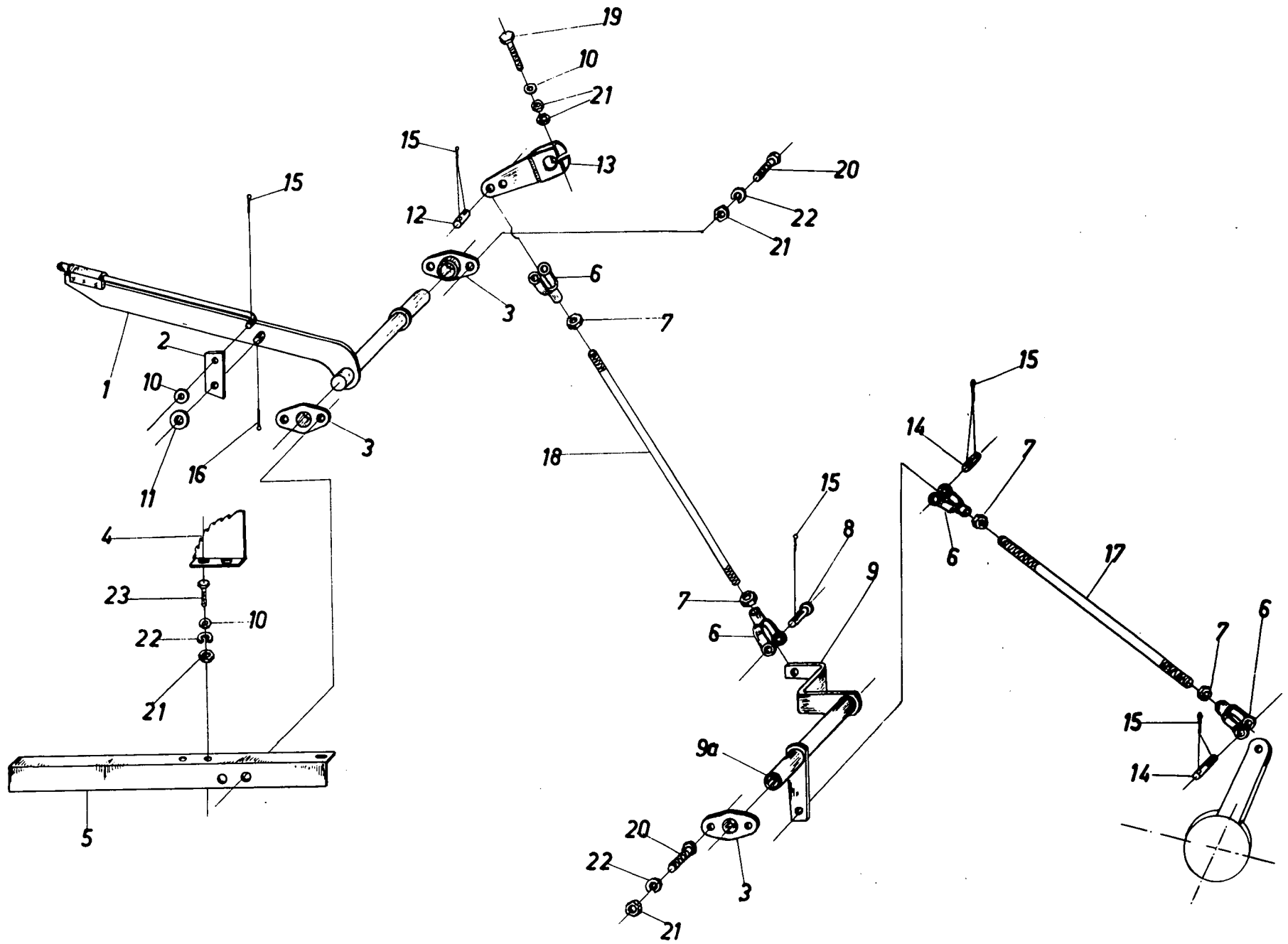


HANDREM - HAND BRAKE  
FREIN A MAIN - HANDBREMSE

511001 - 652999

Fig.	Order ref.	Old reference	Qty.	Code	Description	N.B.
1	482185	MZ 305151	1	287	Hand brake lever	
2	482179	MZ 303903	1	287	Ratchet	
3	140016	DIN 126-9,5	3	287	Plain washer	
4	482180	MZ 303904	1	287	Quadrant	
5	120105	DIN933-M8x30-8G	2	287	Cap screw	
6	322358	DIN127-A8	7	287	Lockwasher	
7	100015	DIN934-M8	8	287	Hex nut	
8	320034	N62-22.55.2	2	287	Flange bearing	
9	482181	MZ 303906	1	284	Connecting lever	
	482182	MZ 306306	1	491	Connecting lever	
10	390015	S112-10.36.28	1	287	Pivot pin	
11	130003	DIN94-3x20	4	287	Cotter pin	
12	140018	DIN126-14	1	287	Plain washer	
13	120104	DIN933-M8x20-8G	4	287	Cap screw	
14	130006	DIN94-4x20	1	287	Cotter pin	
15	340051	MZ 305155	1	284	Tension rod	
	340052	MZ 306355	1	491	Tension rod	
16	120061	DIN931-M8x60-8G	1	287	Cap screw	
17	340075	N110-11.40.1	3	287	Clevis	
18	340083	MZ 305158	1	287	Tension rod	
19	100016	DIN934-M10	3	287	Hex nut	
20	040025	MZ 305157	1	287	Intermediate shaft	incl.fig.20a
20a	210025	S107-22.25.15	2	287	Bushing	
21	390016	S112-10.40.32	2	287	Pivot pin	

Code 284 : 511001 - 602999  
 287 : 511001 - 652999  
 491 : 632001 - 652999



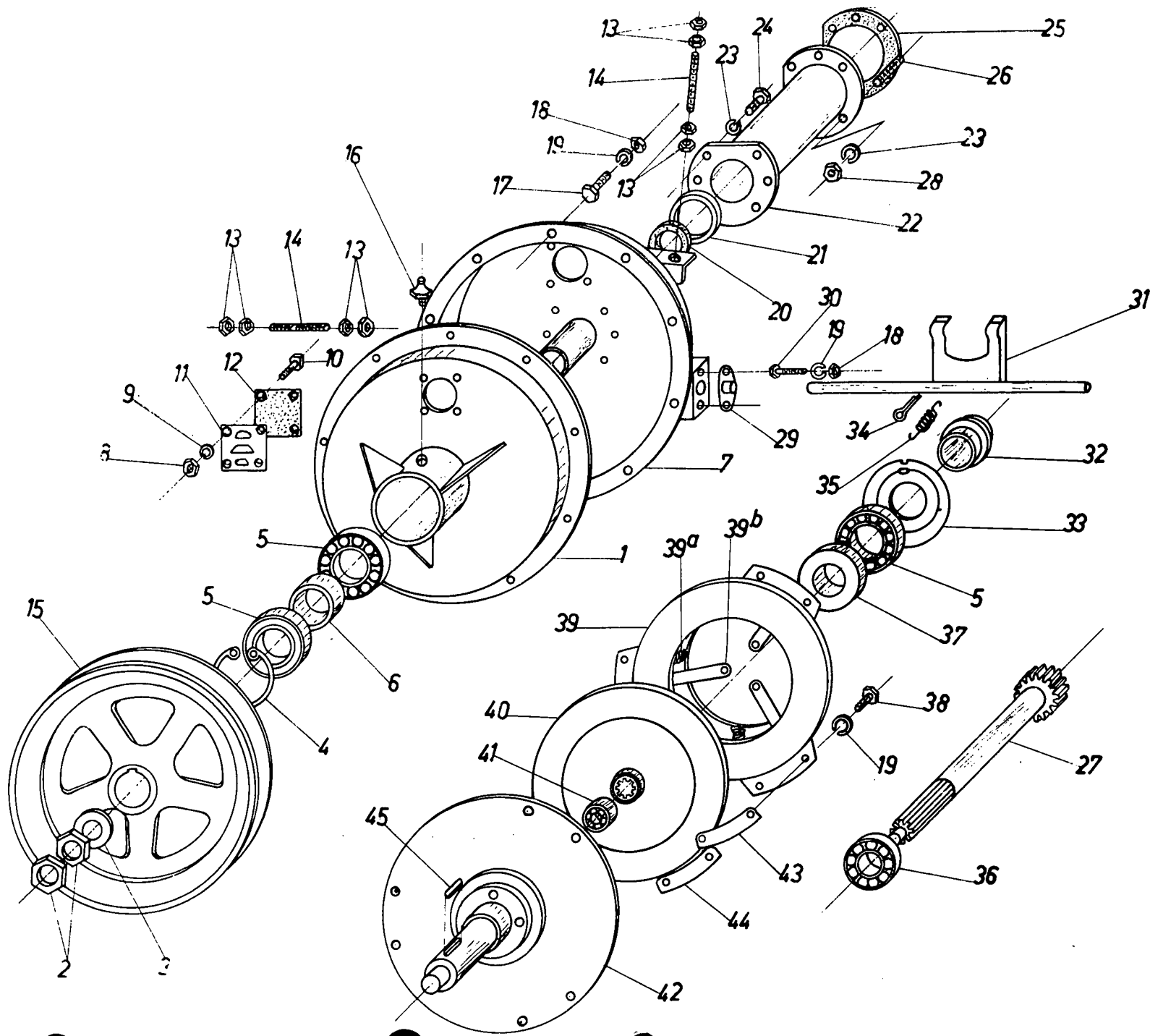


HANDREM - HAND BRAKE  
FREIN A MAIN - HANDBREMSE

663001 - 925999

Fig.	Order ref.	Old reference	Qty.	Code	Description	N.B.
1	482196	MZ 305151	1	570	Hand brake lever	
2	482179	MZ 303903	1	570	Ratchet	
3	320034	N62-22.55.2	4	570	Flange bearing	
4	482180	MZ 303904	1	570	Quadrant	
5	482195	MZ 303916	1	570	Hand brake support	
6	340075	N110-11.40.1	4	570	Clevis	
7	100016	DIN934-M10	4	570	Hex nut	
8	390040	DIN1433-10.35.27	1	570	Pivot pin	
9	040025	MZ 305157	1	570	Intermediate shaft	
9a	210071	S108-22.28.25	2	570	Bushing	incl.fig.9a
10	140016	DIN126-9,5	6	570	Plain washer	
11	140175	S13-13.25.1	1	570	Washer	
12	390015	DIN 1433-10.40.28	1	570	Pivot pin	
13	482182	MZ 306306	1	570	Connecting lever	
14	390016	DIN1433-10.40.32	2	570	Pivot pin	
15	130003	DIN94-3x20	5	570	Cotter pin	
16	130006	DIN94-4x20	1	570	Cotter pin	
17	340083	MZ 305158	1	570	Tension rod	
18	340052	MZ 306355	1	570	Tension rod	
19	120061	DIN931-M8x60-8G	1	570	Cap screw	
20	120104	DIN933-M8x20-8G	8	570	Cap screw	
21	100015	DIN934-M8	11	570	Hex nut	
22	322358	DIN127-A8	9	570	Lockwasher	
23	120105	DIN933-M8x30-8G	3	570	Cap screw	

Code 570 : 663001 - 925999

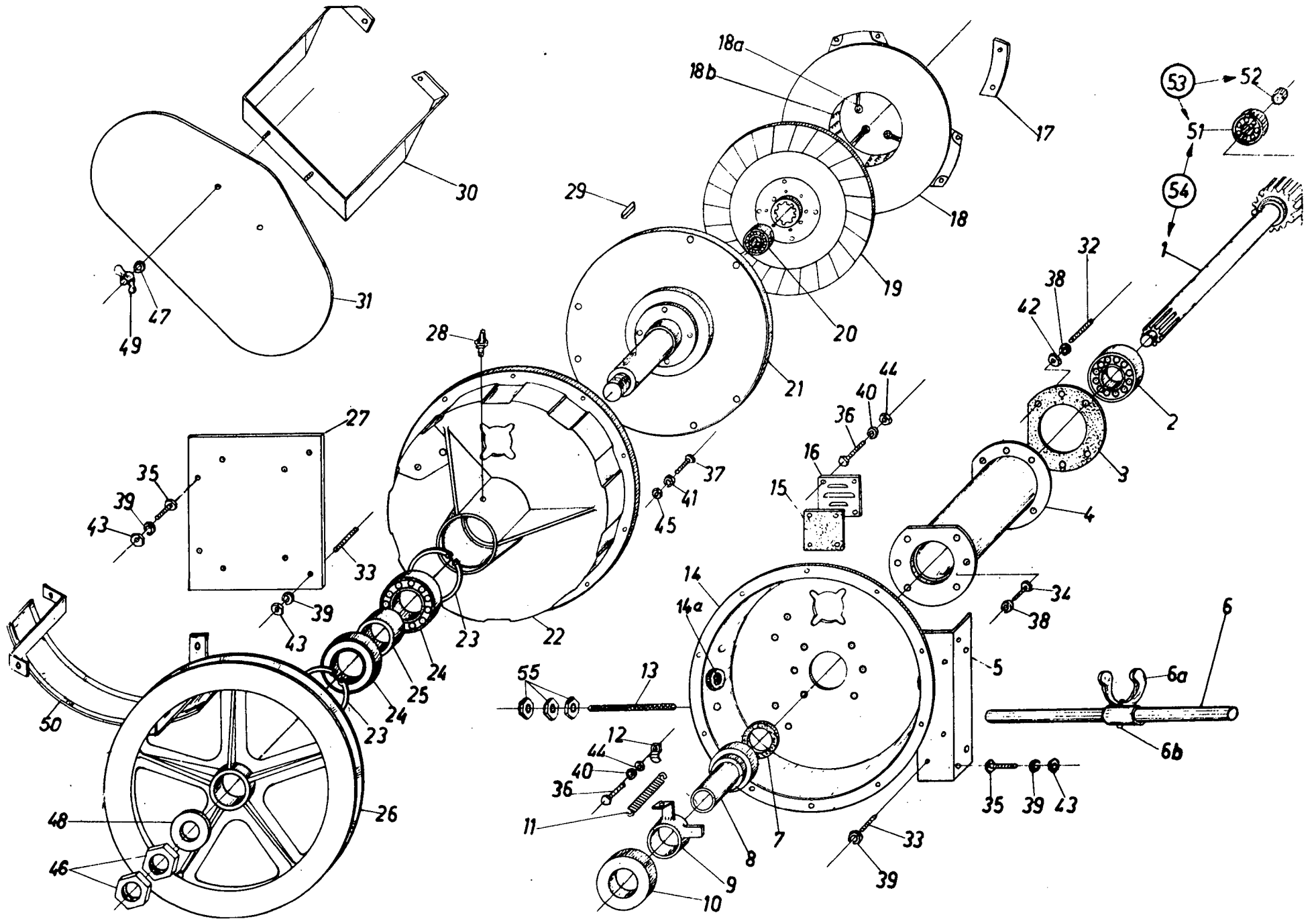


KOPPELING - CLUTCH  
EMBRAYAGE - KUPPLUNG

409001 - 490999

Fig.	Order ref.	Old reference	Qty.	Code	Description	N.B.
1	489237	MZ 343972	1	7	Clutch housing	
2	100034	DIN936-M30x1,5	2	7	Hex nut	
3	140115	S13-31.62.5	1	7	Washer	
4	370013	DIN472-90	1	7	Snap ring	
5	210058	SKF 6210Z	3	7	Ball bearing	
6	200167	S101-51.60.38	1	7	Space bushing	
7	484348	MZ 344045	1	7	Clutch housing	
8	100014	DIN934-M6	8	7	Hex nut	
9	322357	DIN127-A6	8	7	Lockwasher	
10	120099	DIN933-M6x15-8G	8	7	Cap screw	
11	360047	MZ 344043	2	7	Louvered cover plate	
12	360046	MZ 344042	2	7	Breather plate	
13	100020	DIN934-M16	8	7	Hex nut	
14	110054	S10-M16x90	2	7	Stud	
15	290091	N73-360.50.1	1	7	Sheave, single groove	
16	332038	DIN71412-AM10x1	1	7	Grease fitting	
17	120105	DIN931-M8x30-8G	10	7	Cap screw	
18	100015	DIN934-M8	14	7	Hex nut	
19	322358	DIN127-A8	20	7	Lockwasher	
20	220019	DIN6504-35.56.10	1	7	Seal ring	
21	200373	MZ 343961	1	7	Retaining ring	
22	489228	MZ 343944	1	7	Shaft housing	
23	140045	DIN127-A10	14	7	Lockwasher	
24	120109	DIN933-M10x20.8G	6	7	Cap screw	
25	220045	MZ 343989	1	7	Gasket	
26	110018	S3-M10x20	8	7	Stud	
27	410043	MZ 344002	1	7	Drive shaft	
28	100016	DIN934-M10	8	7	Hex nut	
29	320034	N62-22.55.2	2	7	Flange bearing	
30	120104	DIN933-M8x20-8G	4	7	Cap screw	
31	489235	MZ 344071	1	7	Shaf and fork assy.	
32	489232	MZ 343960	1	7	Bearing hub	
33	489234	MZ 343967	1	7	Bearing retaining plate	
34	130015	DIN94-6x50	1	7	Cotter pin	
35	180129	N52-16.42.2	1	7	Tension spring	
36	210063	SKF 6207	1	7	Ball bearing	
37	310173	MZ 343964	1	7	Thrust bearing	
38	120104	DIN933-M8x20-8G	6	7	Cap screw	
39	400001	E1ADKN 7563A	1	7	Coupling plate	
39a	180003	E1ADDN 7572A	9	7	Compression spring	incl.fig.39a,39b
39b	120136	E1ADKN 7575B	3	7	Thrust screw	
40	400008	FORD H202	1	7	Clutch plate	
41	210040	SKF 6203Z	1	7	Ball bearing	
42	484351	MZ 344070	1	7	Drive plate	
43	482295	MZ 344080	AR	7	Shim 0,5 mm	
44		MZ 344081	AR	7	Shim 0,2 mm	
45		S61-14.9.40	1	7	Key	

Code 7 : 409001 - 490999

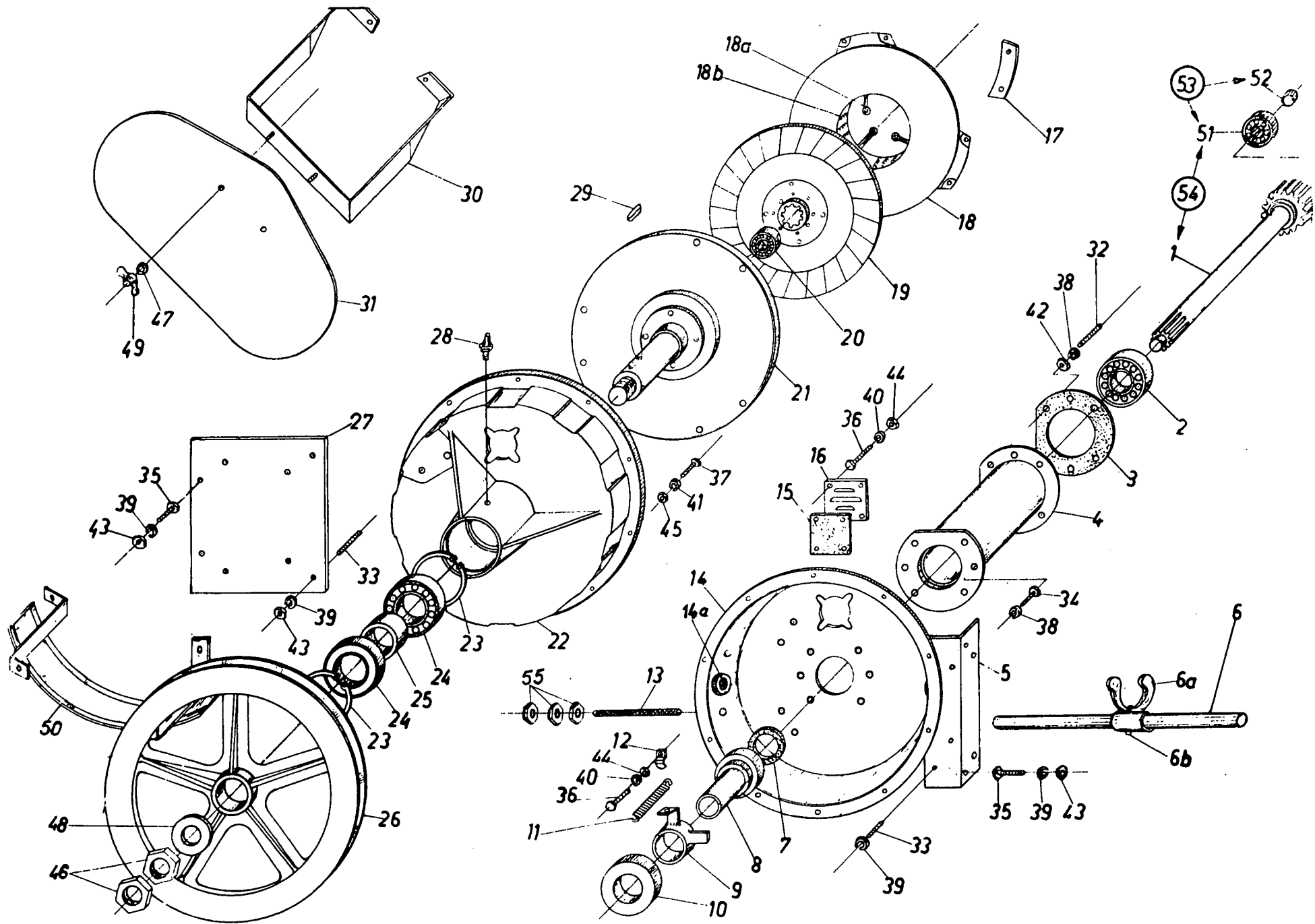


KOPPELING - CLUTCH  
 EMBRAYAGE - KUPPLUNG

501001 - 925999

Fig.	Order ref.	Old reference	Qty.	Code	Description	N.B.
1	410043	MZ 344002	1	251	Drive shaft	
	410002	MZ 345802	1	441	Drive shaft	
2	210063	SKF 6207	1	251	Ball bearing	
	210048	SKF 6307	1	441	Ball bearing	
3	220045	MZ 343989	1	276	Gasket	
4	489228	MZ 343944	1	251	Shaft housing	
	484363	MZ 345844	1	441	Shaft housing	
5	482294	MZ 344777	1	441	Housing support	
6	380270	MZ 344771.01	1	250	Shaft	
	380059	MZ 345471.01	1	384	Shaft	
	380059		1	725	Shaft	
6a	489236	MZ 344771.02	1	250	Fork	
	400002	FORD 48.7515	1	416	Fork	
6b	380060	MZ 344771.03	1	276	Retaining pin	
7	220019	DIN6503-35.56.10	1	276	Seal ring	
8	200374	MZ 344761	1	248	Centering bushing	
	200042	MZ 345461	1	363	Centering bushing	
9	489232	MZ 343960	1	248	Bearing hub	
	280001	FORD 48.7561	1	363	Bearing hub	
10	310173	MZ 343964	1	251	Thrust bearing	
	400003	FORD 78.7580	1	441	Thrust bearing	
11	180129	N52-16.42.2	1	248	Tension spring	
	180002	FORD 48.7562	1	363	Tension spring	
12	482275	MZ 344047	1	441	Spring clip	
13	110056	S10-M16x140	1	276	Stud	
14	484348	MZ 344745	1	276	Clutch housing	incl.fig.14a
14a	210025	S107:22.25.15	4	276	Housing bushing	
15	360046	MZ 344042	1	276	Breather plate	
16	360047	MZ 344043	1	276	Louvered cover plate	
17	482296	MZ 344081	AR	276	Shim	
18	400001	E1ADDN 7563A	1	276	Coupling plate	incl.fig.18a,18b
18a	120136	E1ADKN 7575B	3	276	Thrust screw	
18b	180003	E1ADKN 7572A	9	276	Compression spring	
19	400008	MZ 340179	1	276	Clutch plate	
20	210040	SKF 6203Z	1	276	Ball bearing	
21	484351	MZ 344070	1	276	Drive plate	
22	489237	MZ 343972	1	251	Clutch housing	
	482292	MZ 345872	1	441	Clutch housing	
23	370013	DIN472-90	2	276	Snap ring	
24	210058	SKF 6210Z	2	276	Ball bearing	
25	200167	S101-51.60.38	1	276	Space bushing	
26	290091	N73-360.50.1	1	251	Sheave, single groove	
	290126	N73-415.50.1	1	441	Sheave, single groove	
27	482293	MZ 345176	1	441	Support	
28	332038	DIN71412-AM10x1	1	276	Grease fitting	

Code 248 : 501001 - 531999  
 250 : 501001 - 551999  
 251 : 501001 - 561999  
 276 : 501001 - 925999  
 363 : 541001 - 925999  
 384 : 551001 - 834999  
 416 : 561001 - 925999  
 441 : 582001 - 925999  
 725 : 845001 - 925999

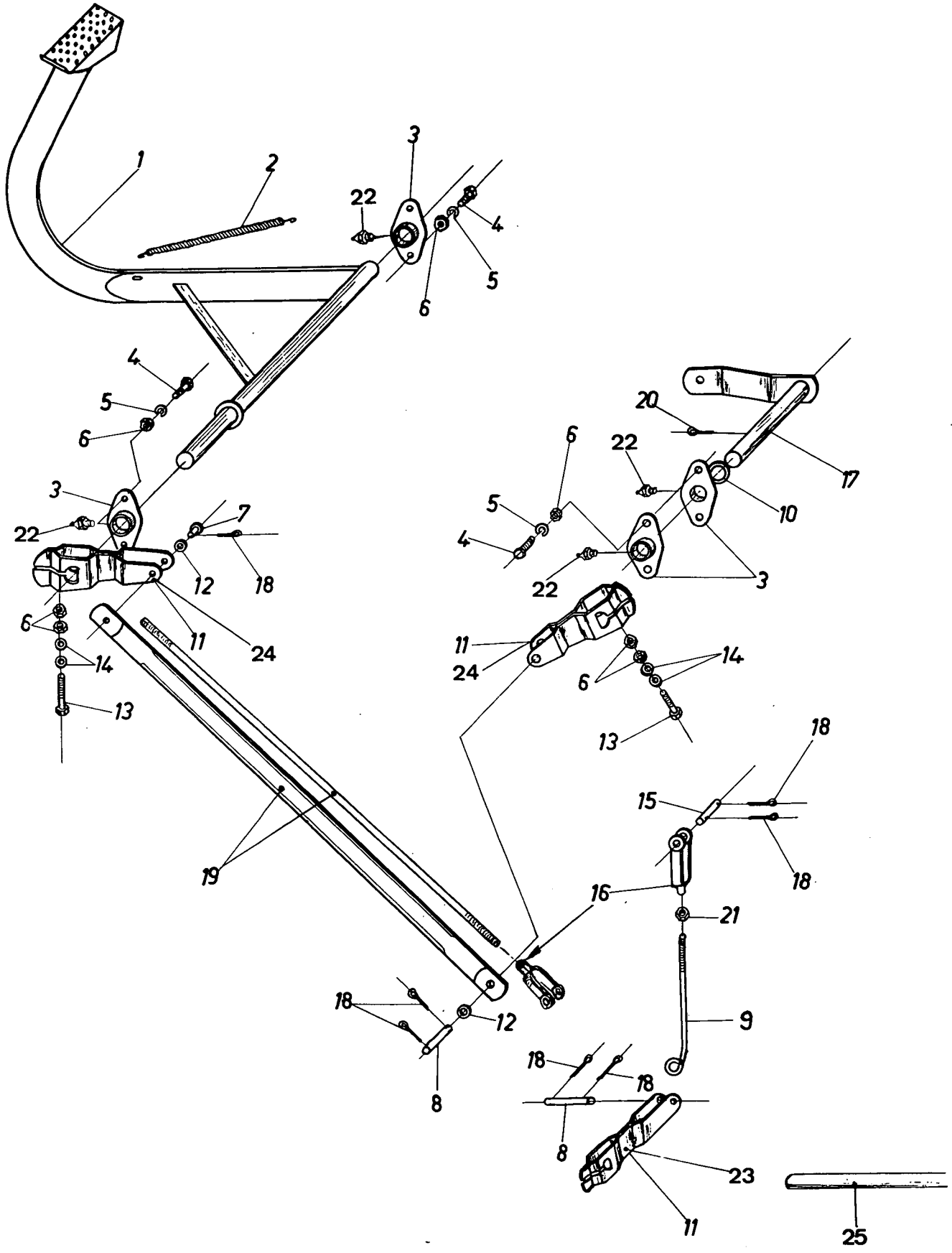


KOPPELING - CLUTCH  
 EMBRAYAGE - KUPPLUNG

501001 - 925999

Fig.	Order ref.	Old reference	Qty.	Code	Description	N.B.
29	170019	S61-14.9.40	1	276	Key	
30	489240	MZ 344375	1	251	Guard support	
	482460	MZ 484049	1	441	Guard support	
31	360049	MZ 344374	1	276	Guard	
32	110018	S3-M10x20	6	276	Stud	
33	110023	S3-M12x22	8	441	Stud	
34	120109	DIN933-M10x20-8G	6	276	Cap screw	
35	120079	DIN933-M12x40-8G	8	276	Cap screw	
36	120100	DIN933-M6x20-8G	9	276	Cap screw	
37	120106	DIN931-M8x40-8G	10	276	Cap screw	
38	140045	DIN127-A10	12	276	Lockwasher	
39	140046	DIN127-A12	16	276	Lockwasher	
40	322357	DIN127-A6	9	276	Lockwasher	
41	322358	DIN127-A8	10	276	Lockwasher	
42	100016	DIN934-M10	12	276	Hex nut	
43	100018	DIN934-M12	12	276	Hex nut	
44	100014	DIN934-M6	9	276	Hex nut	
45	100015	DIN934-M8	10	276	Hex nut	
46	100034	DIN936-M30x1,5	2	276	Hex nut	
47	140016	DIN126-9,5	2	276	Plain washer	
48	140115	S13.31.62.5	1	276	Washer	
49	100005	DIN315-M8	2	276	Wing nut	
50	360113	MZ 495849	1	441	Belt guard	
51	210081	NA2020	1	441	Needle bearing	
52	210082	NA16146 R6TC	1	441	Inner race	
53	210019	NA2020/16146R6TC	1	441	Needle bearing assy.	
54	090034	MZ 345800.02	1	441	Drive shaft assy.	
55	100020	DIN934-M16	3	441	Hex nut	

Code 248 : 501001 - 531999  
 250 : 501001 - 551999  
 251 : 501001 - 561999  
 276 : 501001 - 925999  
 363 : 541001 - 925999  
 384 : 551001 - 834999  
 416 : 561001 - 925999  
 441 : 582001 - 925999  
 725 : 845001 - 925999



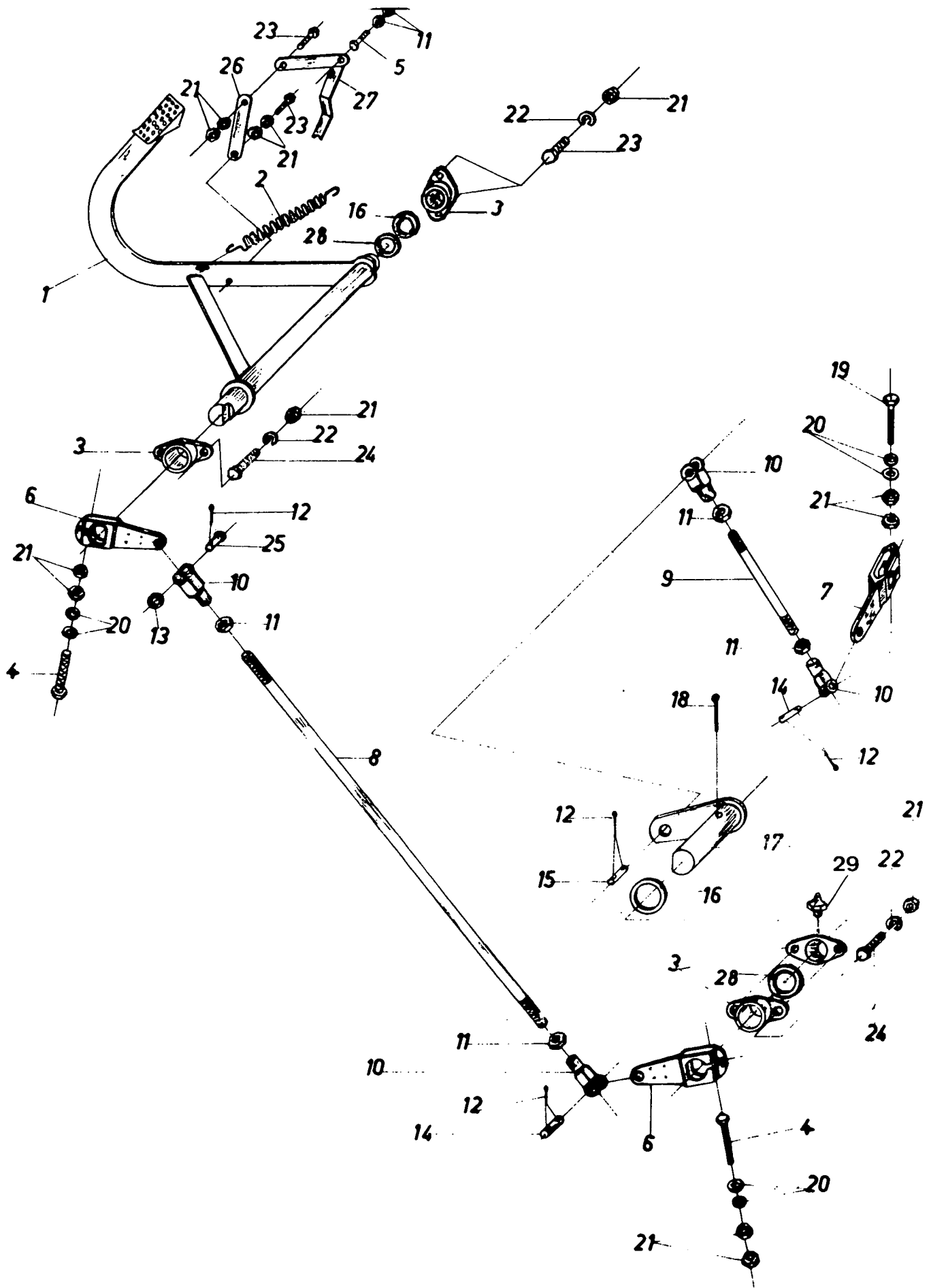


KOPPELINGSPEDAAL - CLUTCH PEDAL  
 PEDALE D'AMBAYAGE - KUPPLUNGSPEDAL

409001 - 652999

Fig.	Order ref.	Old reference	Qty.	Co de	Description	N.B.
1	489215	MZ 314001	1	10	Clutch pedal	
		MZ 315401	1	337	Ditto	
2	180035	N52.13.213.3	1	19	Spring	
3	310133	N62.30.65.2	4	344	Bearing	incl.fig.22
	320034	N62-22.55.2	4	10	Bearing	
4	120104	DIN933-M8x20	8	19	Cap screw	
5	322358	DIN127-A8	8	19	Lockwasher	
6	100015	DIN934-M8	10	19	Hex nut	
7	390039	S116-10.29.24	1	19	Pin	
8	390015	S112-10.36.28	2	257	Pin	
9	340056	MZ 314004	1	16	Rod	
	340057	MZ 316304	1	491	Rod	
10	140109	S13-31.40.2	2	257	Washer	
11	482210	MZ 315408	2	341	Lever	
	482181	MZ 303906	3	10	Lever	
12	140017	DIN126-11,5	2	19	Washer	
13	120061	DIN931-M8x60	3	19	Cap screw	
14	140016	DIN126-9,5	6	19	Washer	
15	390016	S112-10.40.32	1	19	Pin	
16	340075	N110-11.40.1	1	19	Adjusting clevis	
17	489216	MZ 314003	1	10	Shaft	
	482208	MZ 315403	1	344	Shaft	
18	130003	DIN94-3x20	7	19	Cotter pin	
19	340054	MZ 313902	1	16	Rod	
	340055	MZ 316302	1	491	Rod	
20	130011	DIN94-5x40	1	19	Cotter pin	
21	100016	DIN934-M10	1	19	Hex nut	
22	332038	DIN 71412-AM10x1	4	344	Grease fitting	
23	482182	MZ 306306	1	491	Lever	
24	482211	MZ 316308	2	491	Lever	
25	489235	MZ 344071	1	10	Shaft	

Code 10 : 409001 - 531999  
 16 : 409001 - 602999  
 19 : 409001 - 652999  
 257 : 501001 - 652999  
 337 : 541001 - 551999  
 341 : 541001 - 602999  
 344 : 541001 - 602999  
 371 : 551001 - 652999  
 491 : 632001 - 652999

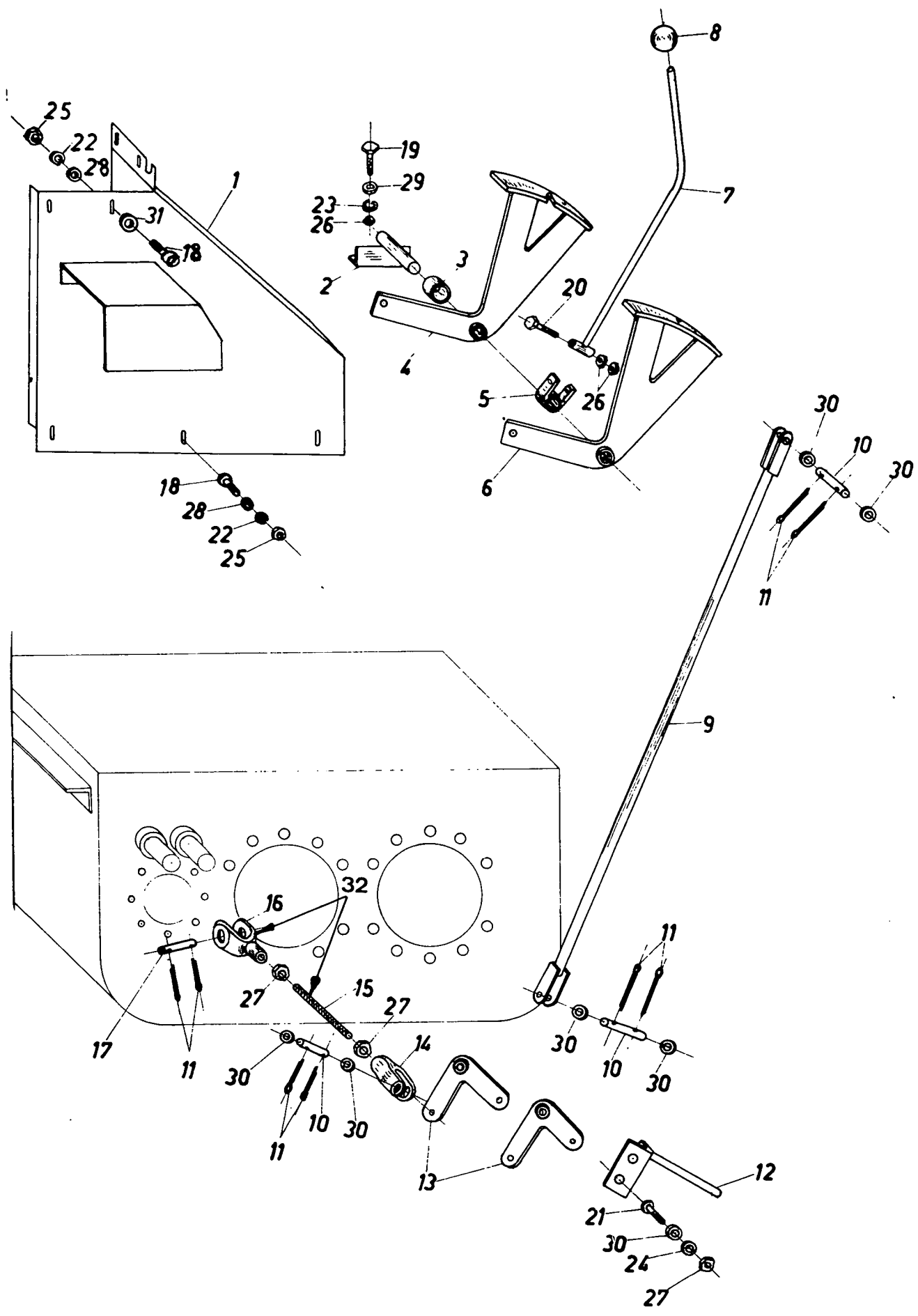


KOPPELINGSPEDAAL – CLUTCH PEDAL  
 PEDALE D'EMBRAYAGE – KUPPLUNGSPEDAL

663001 – 925999

Fig.	Order ref.	Old reference	Qty.	Code	Description	N.B.
1	482204	MZ 315501	1	570	Clutch pedal	
2	180035	N52-13.213.3	1	570	Spring	
3	310133	N62-30.65.2	4	570	Bearing	
4	120062	DIN931-M8x70	2	570	Cap screw	
5	120112	DIN933-M10x40	1	570	Cap screw	
6	482211	MZ 316308	2	570	Lever	
7	482182	MZ 306306	1	570	Lever	
8	340055	MZ 306302	1	570	Rod	
9	340057	MZ 316304	1	570	Rod	
10	340075	N110-11.40.1	4	570	Fork	
11	100016	DIN934-M10	6	570	Hex nut	
12	130003	DIN94-3x20	7	570	Cotter pin	
13	140017	DIN126-11,5	1	570	Washer	
14	390015	DIN1433-10.40.28	2	570	Shaft	
15	390016	DIN1433-10.40.32	1	725	Shaft	
16	140110	S13-31.40.3	2	570	Washer	
17	482208	MZ 315403	1	570	Shaft	
18	130011	DIN94-5x40	1	570	Cotter pin	
19	120061	DIN931-M8x60	1	570	Cap screw	
20	140016	DIN126-9,5	6	570	Washer	
21	100015	DIN934-M8	18	570	Hex nut	
22	322358	DIN127-A8	8	570	Lockwasher	
23	120105	DIN933-M8x30	1	570	Cap screw	
24	120104	DIN933-M8x20	7	570	Cap screw	
25	390040	DIN1434.10.35.27	1	570	Shaft	
26	482120	MZ 265436	1	570	Support	
27	482117	MZ 265335	1	570	Lever	
28	140109	S13-31.40.2	2	725	Washer	
29	332038	DIN71412-AM10x1	4	570	Grease fitting	

Code 570 : 663001 - 925999  
 725 : 845001 - 925999

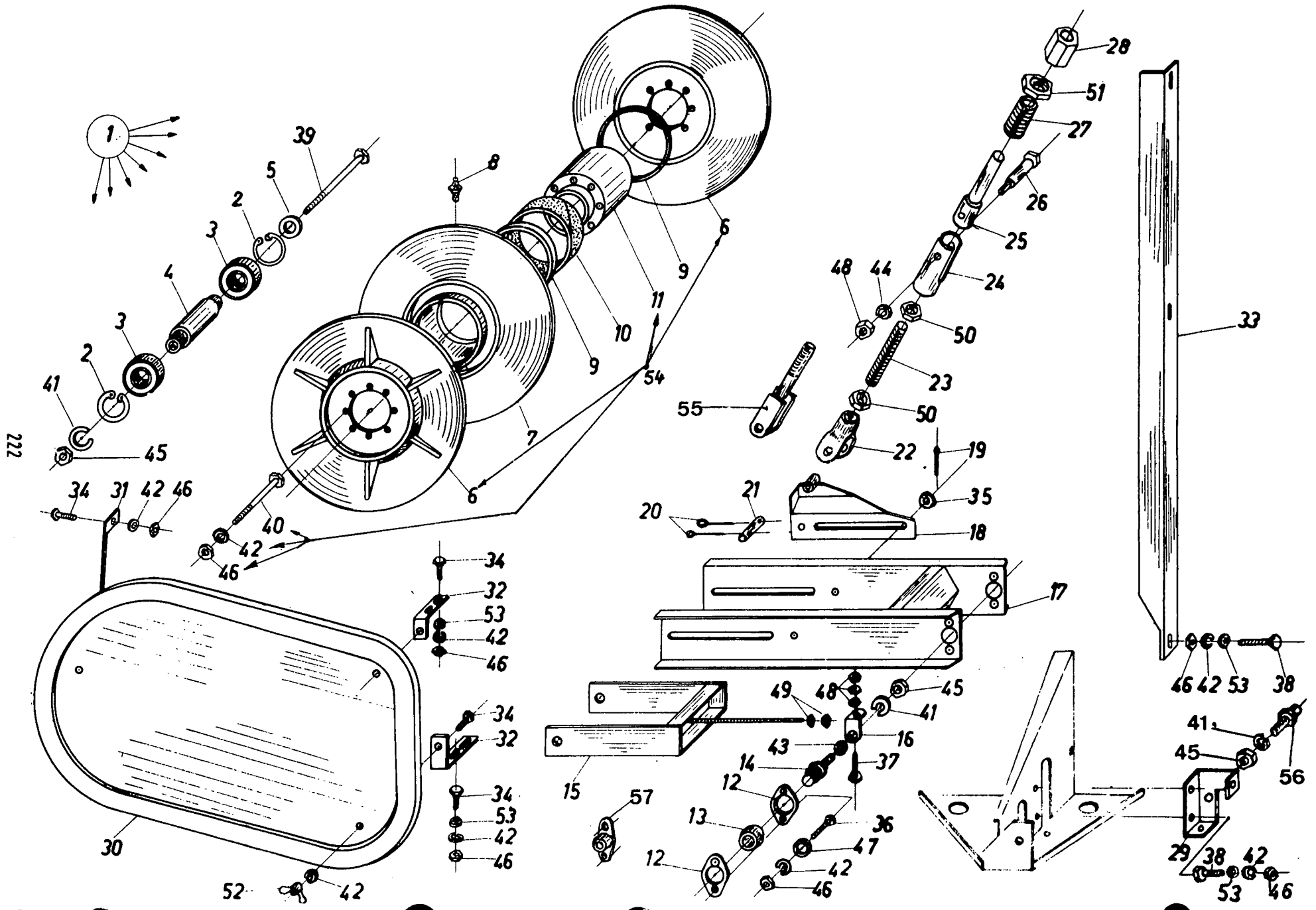


GANGWISSELBEDIENING – GEAR SHIFT LEVER  
 CHANGEMENT DE VITESSE – GETRIEBEBEDIENUNG

409001 – 925999

Fig.	Order ref.	Old reference	Qty.	Code	Description	N.B.
1	482214	MZ 324001	1	19	Housing	
	484337	MZ 326601	1	570	Housing	
2	482223	MZ 324006	1	38	Pivot for lever	
3	200107	S101-20.30.22	1	276	Bushing	
4	482221	MZ 325504	1	390	Left-hand pawl	
	489217	MZ 324004	1	11	Ditto	
5	482220	MZ 324003	1	38	Hinge	
6	489218	MZ 324005	1	11	Right-hand pawl	
	482222	MZ 325505	1	390	Ditto	
7	482218	MZ 323902	1	38	Operating lever	
8	330021	S95-40.8	1	38	Knob	
9	340058	MZ 324007	2	38	Tension rod	
10	390016	DIN1433-10.40.32	6	38	Pin	
11	130003	DIN94-3x20	16	38	Cotter pin	
12	482227	MZ 325509	1	390	Shaft	
	489219	MZ 324009	1	11	Shaft	
13	482229	MZ 325510	2	390	Lever	
	489220	MZ 324010	2	11	Lever	
14	340075	N110-11.40.1	1	38	Clevis	
15	110040	S10-M10x105	2	276	Rod	
16	340076	N110-22.40.1	2	276	Clevis	
17	390017	DIN1433-10.50.40	1	38	Pin	
18	120013	DIN86-AM6x15	7	38	Screw	
19	120104	DIN933-M8x20	2	38	Cap screw	
20	120061	DIN931-M8x60	1	38	Ditto	
21	120111	DIN 933-M10x30	2	38	Cap screw	
22	322357	DIN127-A6	7	38	Lo ckwasher	
23	323258	DIN 127-A8	2	38	Lockwasher	
24	140045	DIN127-A10	3	38	Lockwasher	
25	100014	DIN934-M6	7	38	Hex nut	
26	100015	DIN934-M8	4	38	Hex nut	
27	100016	DIN934-M10	6	38	Washer	
28	140015	DIN126-7	7	38	Washer	
29	140016	DIN126-9,5	2	38	Washer	
30	140017	DIN126-11,5	14	38	Washer	
31	140040	DIN440-R7	4	38	Washer	
32		MZ 324011	2	7	Adjusting piece	

Code 7 : 409001 - 490999  
 11 : 409001 - 551999  
 19 : 409001 - 652999  
 38 : 409001 - 925999  
 276 : 501001 - 925999  
 390 : 551001 - 925999  
 570 : 663001 - 925999



RIJVARIATOR – GROUND SPEED VARI-DRIVE  
 VARIATEUR DE VITESSE – GETRIEBEVARIATOR

409001 – 925999

Fig.	Order ref.	Old reference	Qty.	Code	Description	N.B.
1	030099	MZ 264000.01	1	38	Variator complete	incl.fig.2 thru 11 and 39, 40,41,42,45,46
2	370012	DIN472-62x2	2	38	Circlip	
3	210043	SKF 6206 2rs	2	38	Bearing	
4	260029	MZ 264011	1	38	Shaft	
5	140095	S13-20.51.5	1	38	Washer	
6	290036	MZ 264004	2	38	Variator disc.	
7	290035	MZ 264001	1	38	Variator disc	incl.fig.8
8	332038	DIN71412-AM10x1	1	38	Grease fitting	
9	220039	MZ 260102	2	38	Oil ring	
10	220040	MZ 260113	1	38	Felt jointing	
11	320020	MZ 264005	1	38	Hub	
12	320054	MZ 265440	1	441	Flange	
13	484329	MZ 265441	2	441	Spherical bearing	
14	120184	MZ 265408	2	441	Pivot	
15	482441	MZ 484006	1	38	Tension fork	
16	482122	MZ 265842	2	441	Adjusting piece	
17	482094	MZ 264007	1	10	Support	
	489158	MZ 265407	1	338	Support	
	482094	MZ 265807	1	441	Support	
18	482107	MZ 265817	1	276	Support	
	489178	MZ 264017	1	7	Support	
19	130003	DIN94-3x20	1	38	Cotter pin	
20	130006	DIN94-4x20	4	38	Cotter pin	
21	390023	DIN1433-12.60.47	1	38	Taper pin	
22	340077	N110-26.25.1	1	276	Fork	
23	110007	MZ 264816	1	276	Rod	
24	340082	MZ 264118	1	38	Connecting piece	
25	090011	HY/CUM40/160/A2	1	38	Cylinder	
26	120188	MZ 264030	1	38	Cap screw	
27	150045	MZ 264019	1	38	Bushing	
28	100073	MZ 264020	1	38	Nut	
29	484327	MZ 265810	1	441	Support	
	489161	MZ 264110	1	13	Support	
30	360045	MZ 264370	1	276	Protection	
31	482125	MZ 264372	1	276	Support	
32	482124	MZ 264371	2	276	Support	
33	482123	MZ 265443	1	441	Support	
34	120104	DIN933-M8x20	5	38	Cap screw	
35	140017	DIN126-11,5	1	38	Washer	
36	120106	DIN933-M8x40	4	38	Cap screw	
37	120114	DIN933-M10x60	2	38	Cap screw	
38	120105	DIN933-M8x30	5	38	Cap screw	
39	120094	DIN931-M16x230	1	38	Cap screw	
40	120066	DIN931-M8x155	8	38	Cap screw	
41	140048	DIN127-A16	3	38	Lockwasher	
42	322358	DIN127-A8	22	38	Lockwasher	
43	140020	DIN126-18	1	441	Washer	
44	140045	DIN127-A10	1	38	Lockwasher	
45	100020	DIN934-M16	3	38	Hex nut	
46	100015	DIN934-M8	22	38	Hex nut	
47	140077	S13-10.15.1,5	4	441	Washer	
48	100016	DIN934-M10	7	38	Nut	
49	100018	DIN934-M12	2	38	Hex nut	
50	100033	DIN936-M24x1,5	2	38	Hex nut	
51	100034	DIN936-M30x1,5	1	38	Hex nut	
52	100005	DIN315-M8	3	276	Wing nut	
53	140016	DIN126-9,5	12	276	Washer	
54	487367		1	38	Equilibration group	incl.fig.6,11,40,42,46
55		MZ 264016	1	7	Adjusting piece	
56	120261	MZ 264008	2	10	Pivot	
	120184	MZ 265408	2	338	Pivot	
57	320034	N62-22.55.2	2	13	Bearing	

Code 7 : 409001 - 490999  
 10 : 409001 - 531999  
 13 : 409001 - 561999

Code 38 : 409001 - 925999  
 276 : 501001 - 925999  
 338 : 541001 - 561999  
 441 : 582001 - 925999

(a) Zie groep hydraulische uitrusting  
 Voir groupe équipement hydraulique  
 See group hydraulic equipment  
 Sehe Gruppe Hydraulikanlage

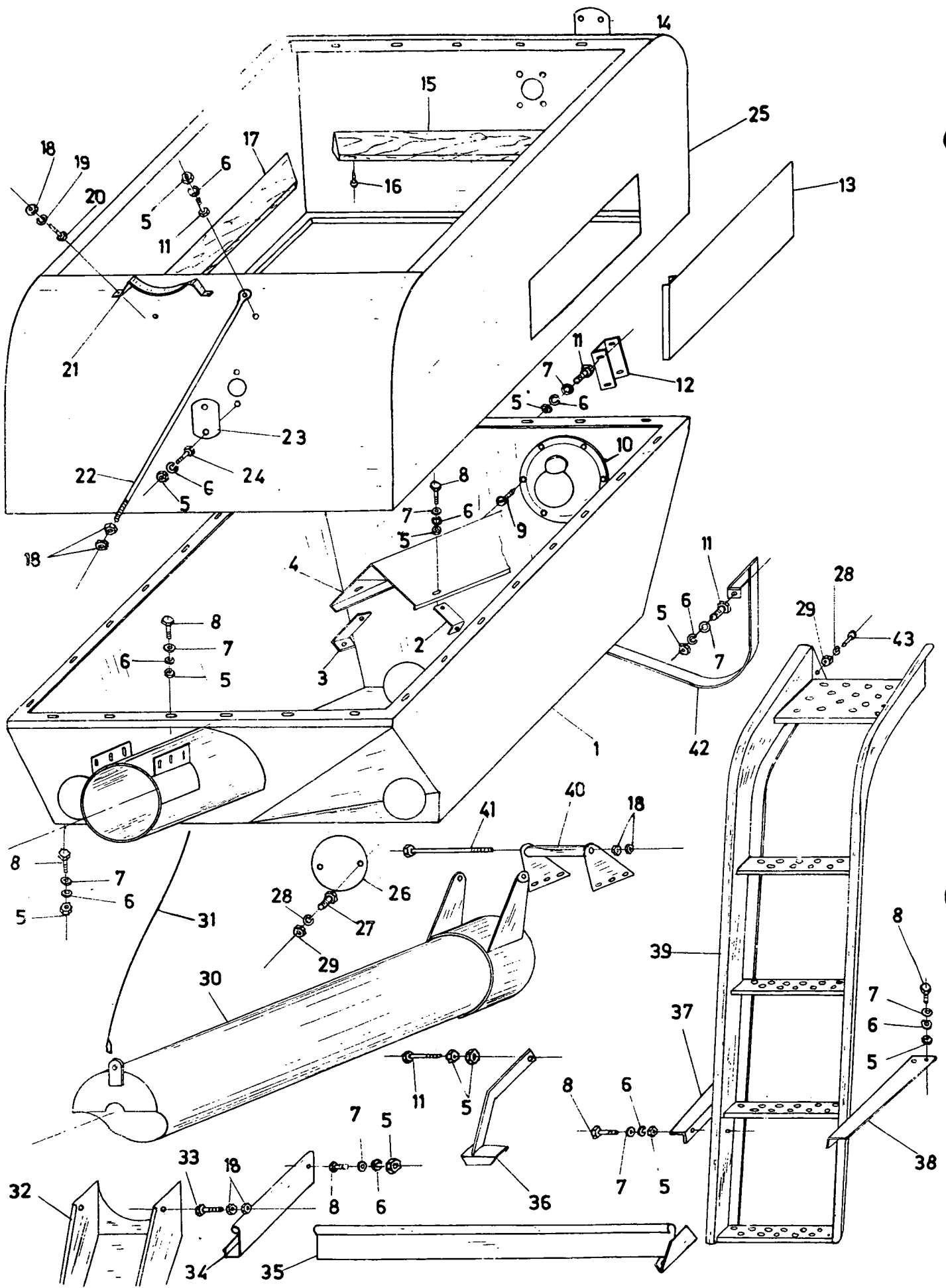




Fig.	Order ref.	Old reference	Qty.	Code	Description	N.B.
1	489417	MZ 804010	1	7	Lower part - grain tank	
2	489380	MZ 804014	2	7	Support	
3	489383	MZ 804016	2	7	Support	
4	489381	MZ 804015	1	7	Plate	
5	100015	DIN934-M8	77	7	Hex nut	
6	322358	DIN127-A8	75	7	Lockwasher	
7	140017	DIN126-9,5	67	7	Washer	
8	120104	DIN933-M8x20	60	7	Cap screw	
9	130055	DIN7971-8x9,5	6	7	Screw	
10	306946	MZ 804313	1	80	Protection	
	489421	MZ 804013	1	2	Ditto	
11	120161	DIN933-M8x25	10	7	Cap screw	
12	489386	MZ 804020	1	7	Support	
13	310184	MZ 804017	1	7	Plate	
14	310177	MZ 804055	1	7	Cover	
15	489389	MZ 804025	2	7	Cover	
16	300604	DIN96-5x20	16	7	Screw	
17	489390	MZ 804026	2	7	Plate	
18	100016	DIN934-M10	12	7	Hex nut	
19	140045	DIN127-A10	2	7	Lockwasher	
20	120109	DIN933-M10x20	2	7	Cap screw	
21	483448	MZ 804036	1	7	Support	
22	340072	N102-10.825.1	2	7	Rod	
23	310178	MZ 804056	1	7	Cover	
24	120103	DIN933-M8x15	6	7	Cap screw	
25	489420	MZ 804011	1	7	Upper part for grain tank	
26	310033	MZ 804018	4	7	Cover	
27	120014	DIN86-AM6x20	8	7	Screw	
28	322357	DIN127-A6	10	7	Lockwasher	
29	100014	DIN934-M6	10	7	Hex nut	
30		MZ 804029	1	7	Unloading pipe	
31	190059	MZ 804060	1	7	Rope	
32	483459	MZ 801442	1	7	Unloading gutter	
33	120110	DIN933-M10x25	2	7	Cap screw	
34	489399	MZ 804053	1	7	Support	
35	489398	MZ 804052	1	7	Support	
36	489397	MZ 804051	1	7	Lock piece	
37	489396	MZ 804047	1	7	Support	
38	489395	MZ 804046	1	7	Support	
39	484548	MZ 804045	1	7	Ladder	
40	489392	MZ 804031	1	7	Hinge	
41	120158	MZ 804032	1	7	Cap screw	
42	483427	MZ 804022	1	7	Belt guide	(a)
	489334	MZ 794022	1	7	Belt guide	(b)
43		DIN603-M6x15	2	7	Screw	

Code 2 : 409001 - 419999

7 : 409001 - 490999

80 : 439001 - 490999

(a) Riemgeleider enkel zonder 2e reiniging / Guide courroie uniquement sans 2e nettoyage / Belt guide only without 2nd cleaning / Riemführer nur ohne 2e Reinigung

(b) Riemgeleiding enkel met 2e reiniging / Guide courroie uniquement avec 2e nettoyage / Belt guide only with 2nd cleaning / Riemführer nur mit 2e Reinigung

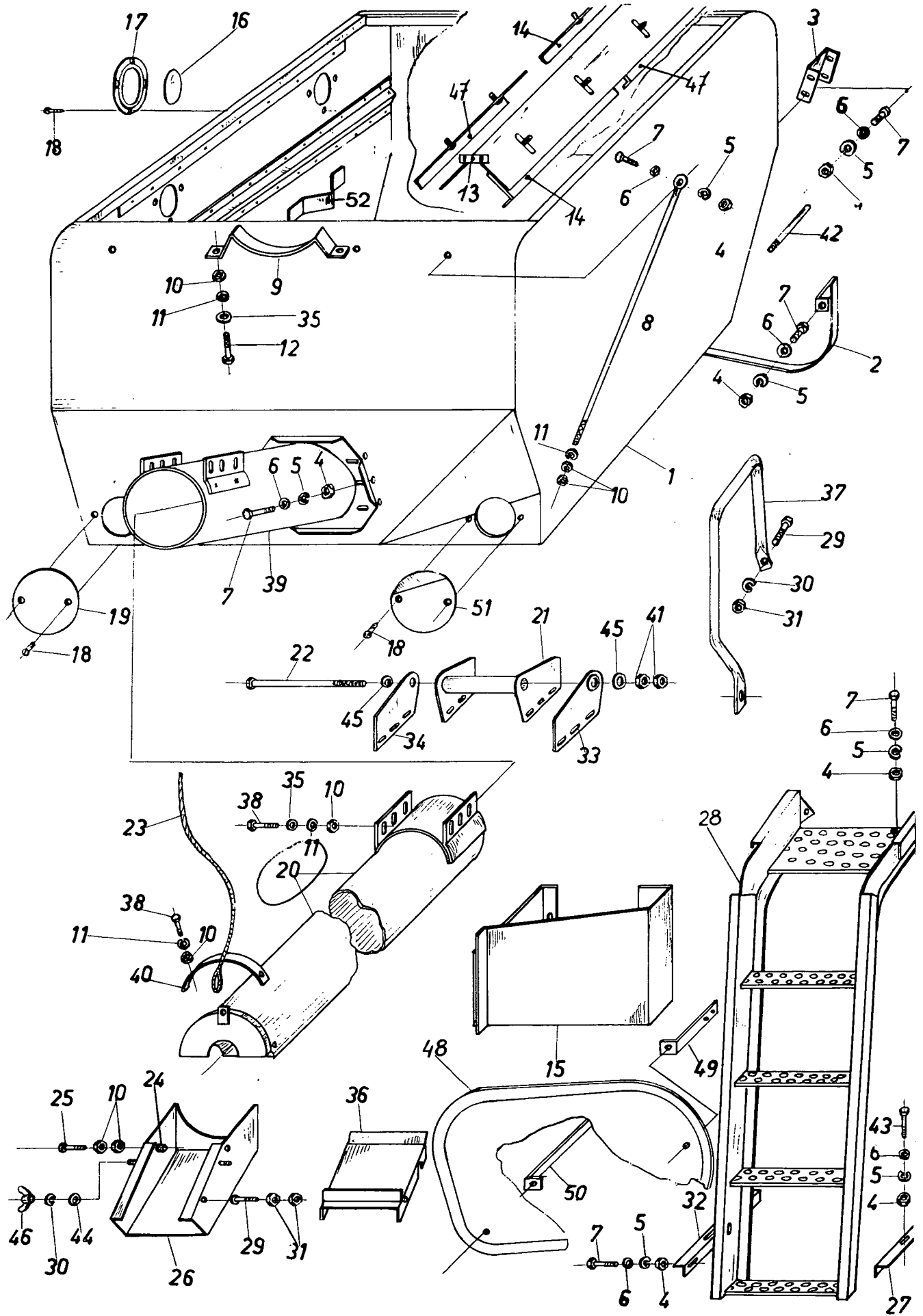


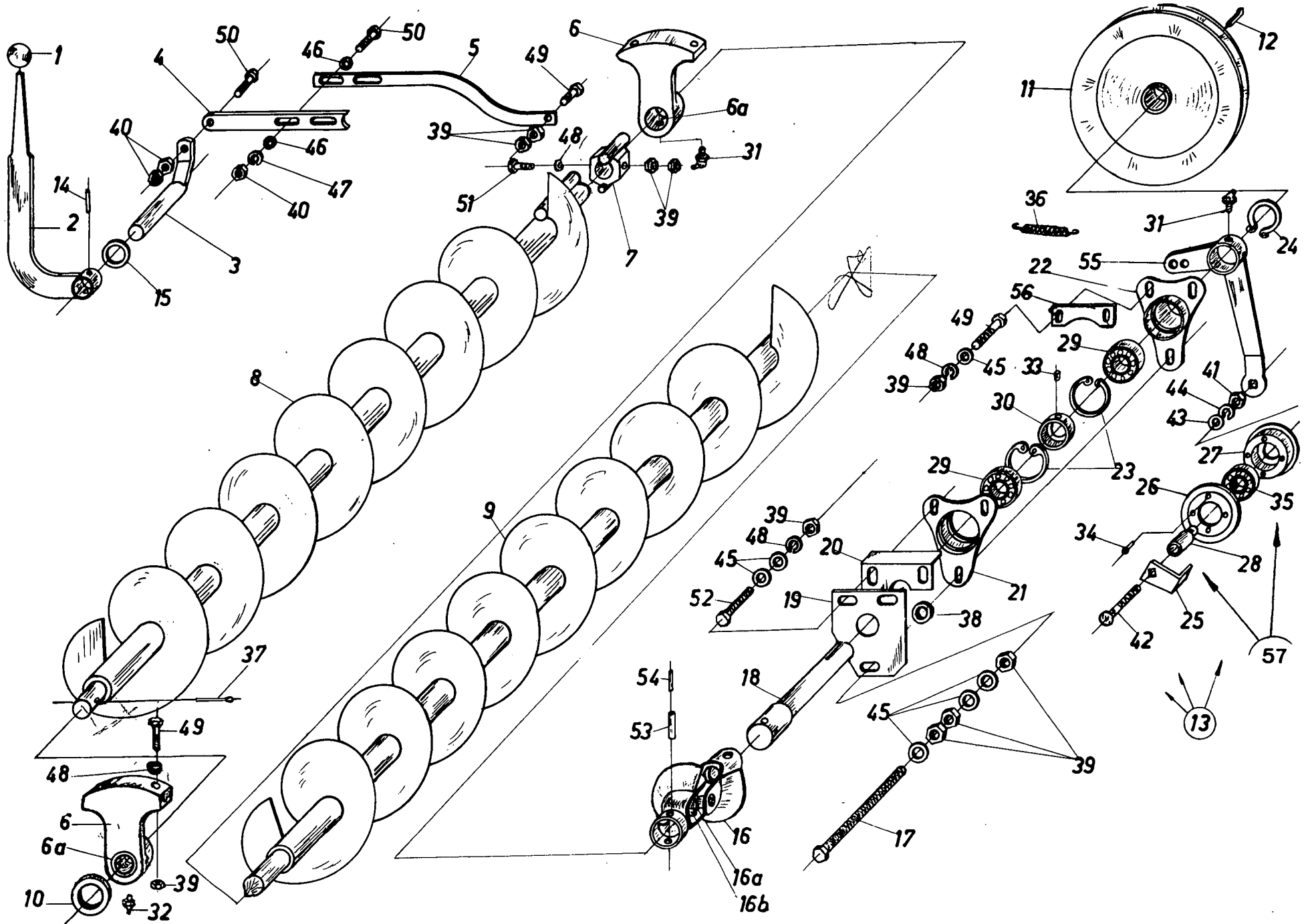
Fig.	Order ref.	Old reference	Qty.	Code	Description	N.B.
1		MZ 805010	1	251	Grain tank	
	484533	MZ 805810	1	441	Grain tank	
2	483427	MZ 804022	1	264	Belt guide	
	481285		1	675	Belt guide	
3	483425	MZ 805020	1	276	Fixing piece	
4	100015	DIN934-M8	53	276	Hex nut	
5	322358	DIN127-A8	53	276	Lockwasher	
6	140016	DIN126-9,5	45	276	Washer	
7	120104	DIN933-M8x20	45	276	Cap screw	
8	340072	N102-10.825.1	2	276	Rod	
9	483448	MZ 804036	1	276	Support	
10	100016	DIN934-M10	24	276	Hex nut	
11	140045	DIN127-A10	14	276	Lockwasher	
12	120109	DIN933-M10x20	2	276	Cap screw	
13	485525	MZ 805015	1	276	Protection	
14	486976		2	675	Plate	
	483417	MZ 805014	2	264	Plate	
15	360116	MZ 804000	1	558	Protection	
	360168		1	675	Ditto	
16	350086	N161-165.2.1	2	276	Sight-glass	
17	310088	N160-150.190.1	2	276	Fixing	
18	130055	DIN7971-8x9,5	14	276	Screw	
19	310101	MZ 806618	3	570	Cover	
	310033	MZ 804018	4	257	Cover	
20	484545	MZ 805029	1	276	Unloading pipe	L = 1766 mm
	488660		1	725	Ditto	(a) L = 2691 mm
	485530	MZ 805061	1	564	Ditto	(a) L = 2266 mm
21	483441	MZ 805031	1	276	Hinge	
22	120158	MZ 804032	1	276	Cap screw	
23	190059	MZ 804060	1	276	Rape	L = 4000 mm
	190093	MZ 805062	1	570	Rape	(a) L = 4500 mm
24	200086	S101-11.17.15	2	276	Bushing	
25	120112	DIN933-M10x40	2	276	Cap screw	
26	483459	MZ 805042	1	276	Unloading gutter	
27	483472	MZ 805046	1	276	Support	
28	484548	MZ 804045	1	276	Ladder	
29	120013	DIN86-AM6x15	6	276	Screw	
30	322357	DIN127-A6	6	276	Lockwasher	
31	100014	DIN934-M6	6	276	Hex nut	
32	483473	MZ 805047	1	276	Support	
33	483446	MZ 805034	1	276	Fixing piece	
34	483445	MZ 805033	1	276	Ditto	
35	140017	DIN126-11,5	12	276	Washer	
36	310034	MZ 805086	1	276	Cover	
37	483474	MZ 806048	1	441	Hand rail	
38	120111	DIN933-M10x30	2	276	Cap screw	
39	483411	MZ 805811	1	441	Unloading pipe	
40	484551	MZ 806349	1	570	Reinforcement	
41	100018	DIN 934-M12	2	276	Hex nut	
42	160106	MZ 806654	1	570	Pipe	
43	120105	DIN933-M8x30	2	276	Cap screw	
44	140015	DIN126-7	2	276	Washer	
45	140018	DIN126-14	2	276	Washer	
46	100004	DIN315-M6	2	276	Wing nut	
47	487549		2	675	Plate	
48	360045		1	675	Protection	
49	487101		1	675	Support	
50	487100		1	675	Support	
51	310152		1	725	Cover	
52	483482	MZ 805085	1	253	Support	

(a) Enkel op aanvraag voor maaibord 4,2 m en 5,4 m  
 Uniquement sur demande pour barre de coupe 4,2 m et 5,4 m  
 Only on request for cutterbar 13'10" and 17'10"  
 Nur auf Anfrage für Schneidwerk 4,2 m und 5,4 m

Code 251 : 501001 - 561999  
 253 : 501001 - 592999  
 257 : 501001 - 652999  
 264 : 501001 - 753999  
 276 : 501001 - 925999

Code 441 : 582001 - 925999  
 558 : 663001 - 753999  
 564 : 663001 - 834999  
 570 : 663001 - 925999  
 675 : 764001 - 925999

Code 725 : 845001 - 925999



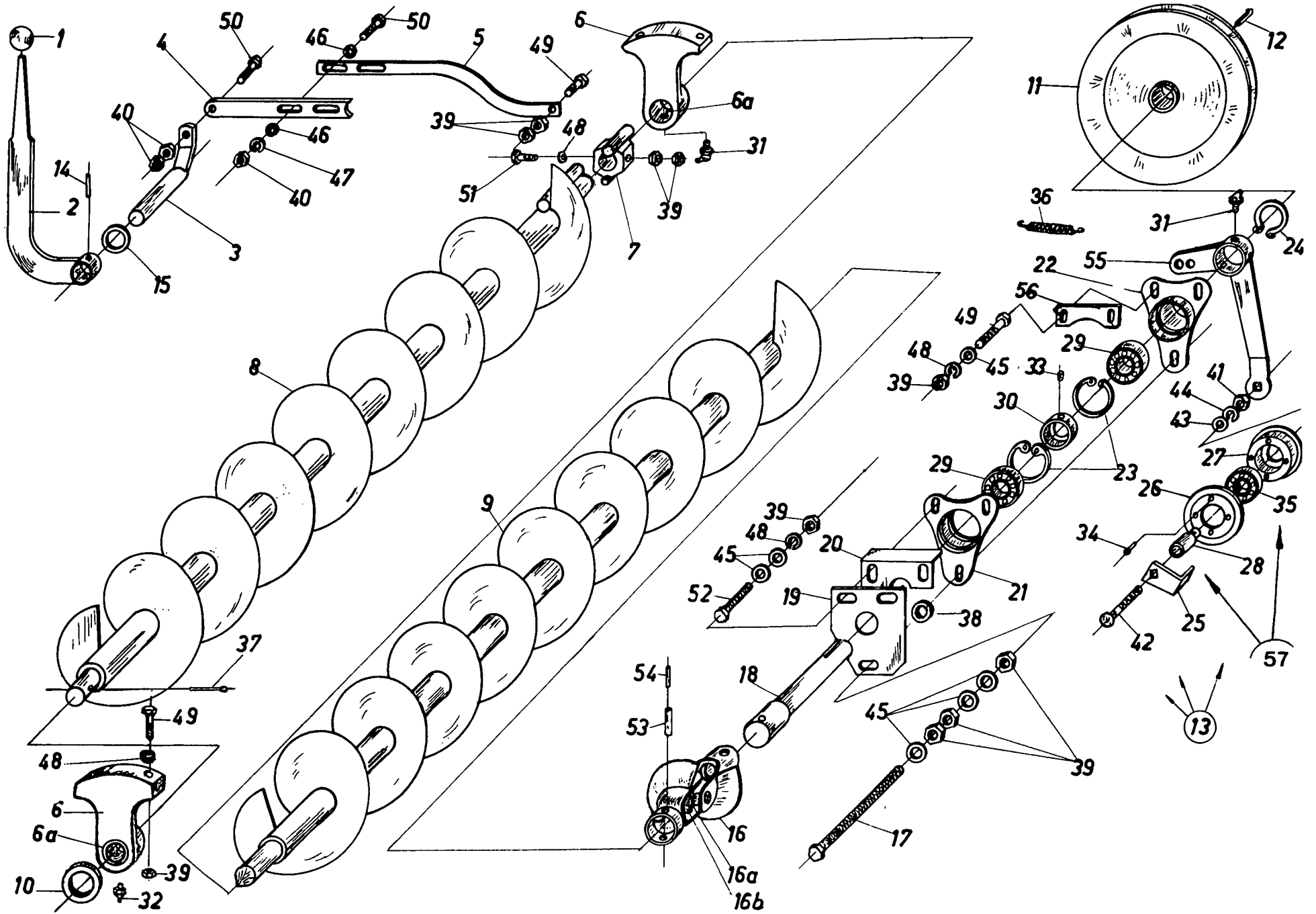
GRAANTANKVIJZELS - GRAINTANK AUGERS  
VIS SANS FIN TREMIE - KORNTANKSCHNECKEN

409001 - 925999

Fig.	Order ref.	Old reference	Qty.	Code	Description	N.B.
1	330021	S95-40-8	1	38	Knob	
2	327199	MZ 803941	1	38	Handle	incl.fig.1
3	483454	MZ 804040	1	38	Shaft	
4	483450	MZ 805937	1	441	Lath	
	483449	MZ 804037	1	13	Lath	
5	483452	MZ 805938	1	441	Lath	
	483451	MZ 804038	1	13	Lath	
6	040016	MZ 804006	2	38	Bearing	incl.fig.6a
6a	210070	S107-35.39.40	AR	38	Bushing	
7	483431	MZ 805827	1	441	Lock	
	483430	MZ 804027	1	13	Lock	
8	240055	MZ 804028	1	38	Auger	L = 1820 mm
	240064	MZ 804059	1	564	Lengthened auger	L = 2320 mm (a)
	240101		1	725	Ditto	L = 2715 mm (a)
9	240053	MZ 805001	1	276	Auger for graintank	
	240115	MZ 804001	1	7	Ditto	
10	140121	S13-35.5.55.5	1	38	Washer	
11	290110	N79-275.30.1	1	38	Pulley	
12	170025	S66-9,5.56	1	38	Key	
13	030050		1	38	Tension pulley	incl.fig.25,26,27,28,31,34, 35,41,42,43,44,55
14	130046	DIN1481-6x30	1	38	Clamping pin	
15	140096	S13-20.5.35.2	4	38	Washer	
16	350022	MZ 804002	1	7	Universal - joint	incl.fig.16a,31
	350084	MZ 805002	1	276	Ditto	incl.fig.16a,31
16a	350114	MZ 804002.01	1	38	Spider	
16b	150024	DIN71412-BM8x1	1	38	Grease fitting	
17	120233	DIN933-M10x180	1	570	Cap screw	
	110144	S10-M10x155	1	19	Threaded rod	
18	260147		1	675	Shaft	
	260064	MZ 804030	1	26	Shaft	
19	484547	MZ 806635	1	570	Plate	
	483447	MZ 804735	1	264	Plate	
20	484552	MZ 806658	1	570	Support	
21	320041	N65.30.100.1	1	38	Bearing	
22	320042	N65-30.100.2	1	38	Bearing	
23	370012	DIN472-62.2	2	38	Circlip	
24	370007	DIN471-45x1,75	1	38	Circlip	

(a) Enkel op aanvraag voor maaibord 4,2 m en 5,4 m  
Uniquement sur demande pour barre de coupe de 4,2 m et 5,4 m  
Only on request for cutterbar of 13'10" and 17'10"  
Nur auf Anfrage für Schneidwerk 4,2 m und 5,4 m

Code 7 : 409001 - 490999  
13 : 409001 - 561999  
19 : 409001 - 652999  
26 : 409001 - 753999  
38 : 409001 - 925999  
264 : 501001 - 753999  
276 : 501001 - 925999  
441 : 582001 - 925999  
564 : 663001 - 834999  
570 : 663001 - 925999  
675 : 764001 - 925999  
725 : 845001 - 925999



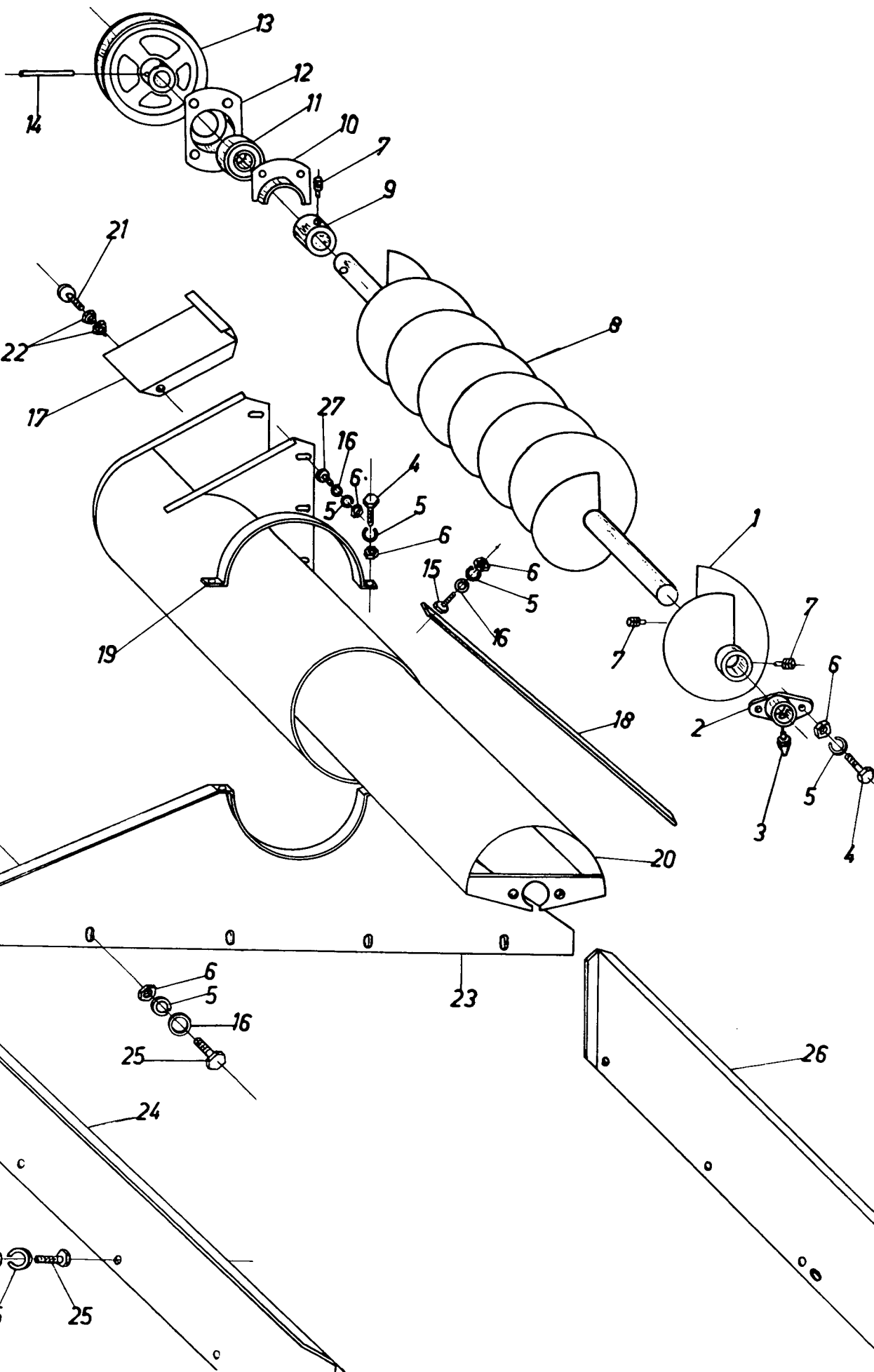
GRAANTANKVIJZELS - GRAINTANK AUGERS  
VIS SANS FIN TREMIE - KORNTANKSCHNECKEN

409001 - 925999

Fig.	Order ref.	Old reference	Qty.	Code	Description	N.B.
25	483460	MZ 804743	1	38	Belt protection	
26	290112	N85-110.31.2	1	38	1/2 tension pulley	
27	290114	N85-110.52.2	1	38	1/2 tension pulley	
28	200266		1	38	Bushing	
29	210043	SKF 6206-2RS	2	38	Ball bearing	
30	300004	N58-30.45.2	1	276	Clamping ring	
31	332039		2	38	Grease fitting	
32	332038		1	38	Grease fitting	
33	110016	N5-M10x10	1	276	Stud	
34	130024	DIN660-SM5x8	4	38	Rivet	
35	210042	SKF 6205-2RS	1	38	Ball bearing	
36	180037	N52-17.164.2	1	38	Spring	
37	130017	DIN94-8x60	1	38	Cotter pin	
38	140181	S13-11.40.5	1	570	Washer	
39	100016	DIN934-M10	15	38	Hex nut	
40	100015	DIN934-M8	4	38	Hex nut	
41	100020	DIN934-M16	1	38	Hex nut	
42	120046	DIN603-M16x60	1	38	Cap screw	
43	140020	DIN126-18	1	38	Washer	
44	140048	DIN127-A16	1	38	Lockwasher	
45	140017	DIN126-11,5	7	38	Washer	
46	140016	DIN126-9,5	4	38	Washer	
47	322358	DIN127-A8	2	38	Lockwasher	
48	140045	DIN127-A10	9	38	Lockwasher	
49	120111	DIN933-M10x30	7	38	Cap screw	
50	120105	DIN933-M8x30	3	38	Cap screw	
51	120072	DIN931-M10x70	1	38	Cap screw	
52	120113	DIN933-M10x50	2	38	Cap screw	
53	130054	DIN1481Ø13x55	2	38	Clamping pin	
54	130051	DIN1481Ø8x50	2	38	Clamping pin	
55	483453	MZ 804739	1	38	Lever	
56	487233		1	675	Plate	
57	030173		1	38	Tension pulley	incl.fig.26,27,28,34,35,41, 42,43,44

(a) Enkel op aanvraag voor maaibord 4,2 m en 5,4 m  
Uniquement sur demande pour barre de coupe de 4,2 m et 5,4 m  
Only on request for cutterbar of 13'10" and 17'10"  
Nur auf Anfrage für Schneidwerk 4,2 m und 5,4 m

Code 7 : 409001 - 490999  
13 : 409001 - 561999  
19 : 409001 - 652999  
26 : 409001 - 753999  
38 : 409001 - 925999  
264 : 501001 - 753999  
276 : 501001 - 925999  
441 : 582001 - 925999  
564 : 663001 - 834999  
570 : 663001 - 925999  
675 : 764001 - 925999  
725 : 845001 - 925999



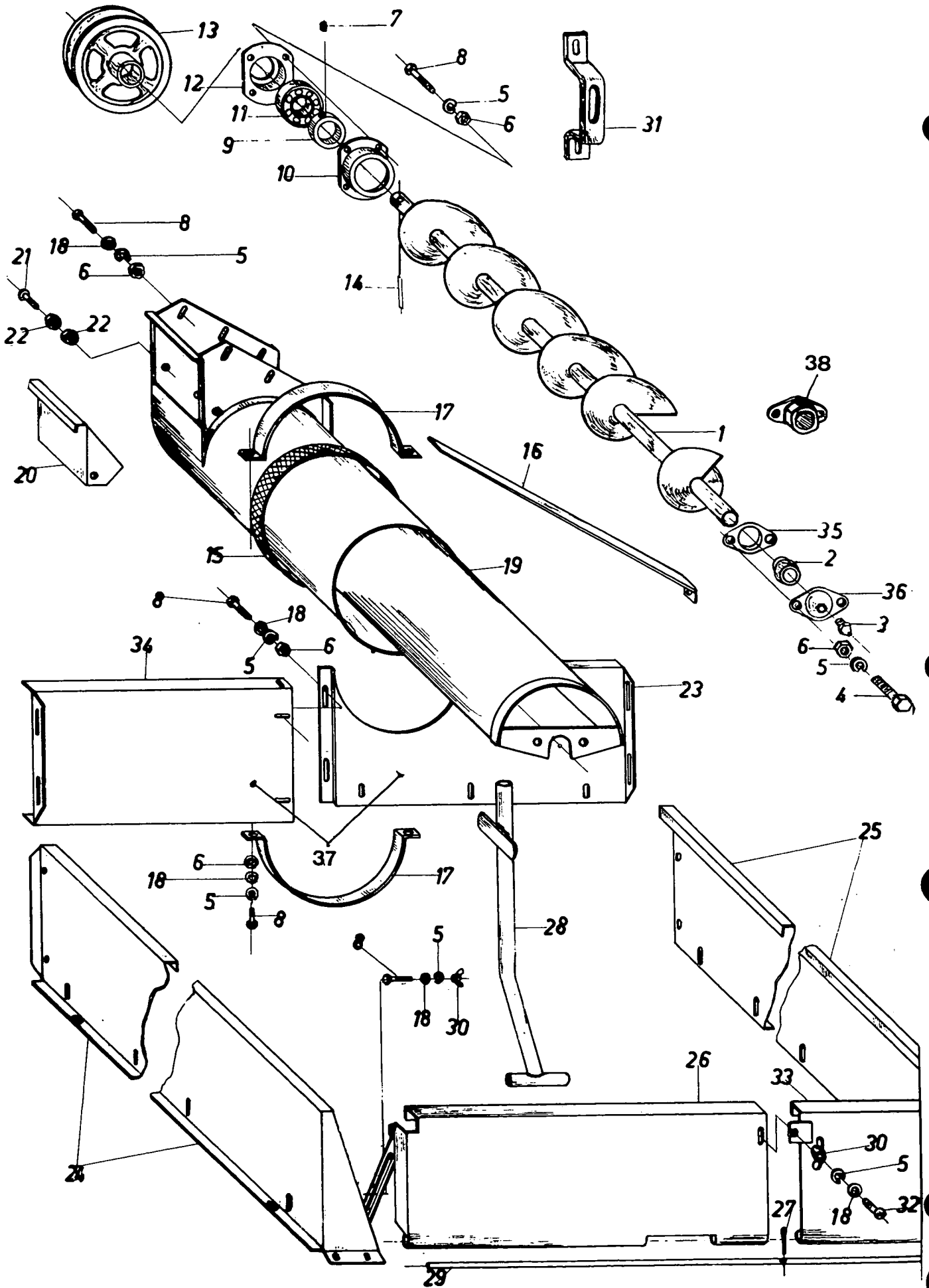


AANVOERVIJZEL VOOR GRAANTANK – GRAINTANK FEED AUGER  
 VIS D'AMENAGE DE LA TREMIE – EINFÜLLSCHNECKE KORNTANK

409001 – 490999

Fig.	Order ref.	Old reference	Qty.	Code	Description	N.B.
1	240116	MZ 804003	1	7	Extension auger	
2	320098	N62-30.65.2	1	7	Bearing	
3	332038	DIN71412-AM10x1	1	7	Grease fitting	
4	120161	DIN933-M8x25	3	7	Cap screw	
5	322358	DIN127-A8	25	7	Lock washer	
6	100015	DIN934-M8	25	7	Hex nut	
7	110003	DIN915-M10x12	3	7	Screw	
8	240047	MZ 064002	1	7	Auger	
9	300026	N58-30.45.3	1	7	Clamping ring	
10	310079	N67-46.50.2	1	7	Housing	
11	210043	SKF 6206-2RS	1	7	Ball bearing	
12	310046	N40-62.16.1	1	7	Housing	
13	290065	N72-155.30.1	1	7	Pulley	
14	130051	DIN1481-8x50	1	7	Pin	
15	120105	DIN933-M8x30	2	7	Cap screw	
16	140016	DIN126-9,5	8	7	Washer	
17	360247	MZ 064021	1	7	Cover	
18	483426	MZ 804021	1	7	Support	
19	483387	MZ 804007.02	1	7	Clamp	
20	484570	MZ 804004	1	7	Supply pipe	
21	120013	DIN86-M6x15	2	7	Screw	
22	100016	DIN934-M6	4	7	Hex nut	
23	489416	MZ 804007	1	7	Plate	
24	489388	MZ 804024	1	7	Plate	
25	120104	DIN933-M8x20	1	7	Cap screw	
26	489387	MZ 804023	1	7	Plate	
27	120103	DIN933-M8x15	6	7	Cap screw	

Code 7 : 409001 - 490999

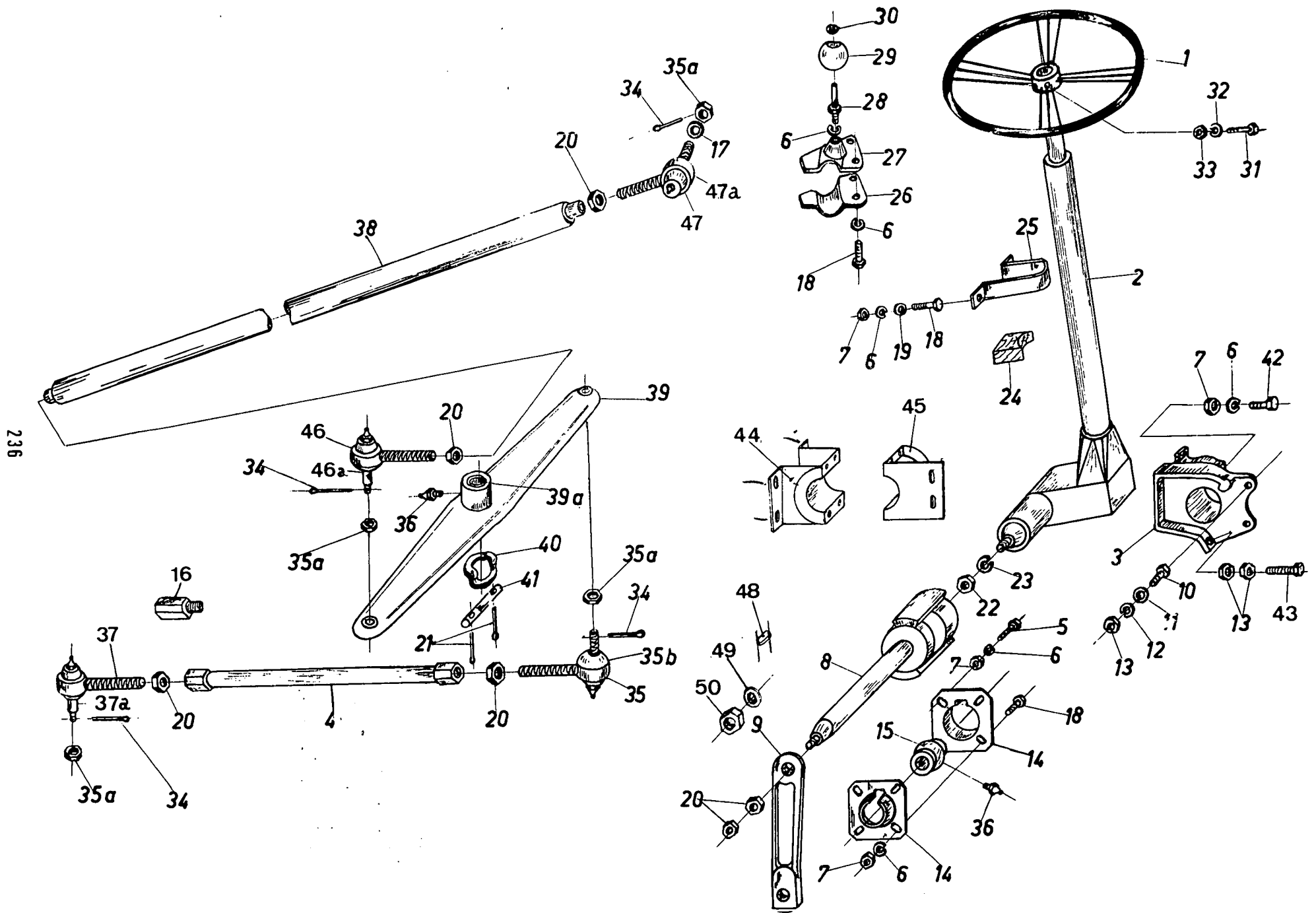


AANVOERVIJZEL VOOR GRAANTANK – GRAINTANK FEED AUGER  
 VIS D'AMENAGE DE LA TREMIE – EINFÜLLSCHNECKE KORNTANK

501001 – 925999

Fig.	Order ref.	Old reference	Qty.	Code	Description	N.B.
1	240054	MZ 804005	1	270	Auger	
	240090		1	725	Auger	
2	210090		1	725	Bearing	
3	332038	DIN71412-AM10x1	1	276	Grease fitting	
4	120105	DIN933-M8x30	2	276	Cap screw	
5	322358	DIN127-A8	34	276	Lockwasher	
6	100015	DIN934-M8	34	276	Hex nut	
7	110016	N5-M10.10	1	276	Screw	
8	120104	DIN933-M8x20	30	276	Cap screw	
9	300004	N58-30.45.2	1	276	Ring	
10	310080	N67-46.75.1	1	570	Protection	
	310079	N67-46.50.2	1	257	Ditto	
11	210043	SKF 6206-2RS	1	276	Ball bearing	
12	310046	N40-62.16.1	1	276	Housing	
13	290065	N72-155.30.1	1	276	Pulley	
14	130051	DIN1481-8x50	1	276	Pin	
15	190058	MZ 804008	1	441	Gasket	
16	483426	MZ 804021	1	276	Support	
17	483387	MZ 804007.02	2	276	Clamp	
18	140016	DIN126-9,5	26	276	Washer	
19	488459		1	725	Supply pipe	
	484570	MZ 804004	1	270	Supply pipe	
20	310013	MZ 065021	1	276	Cover	
21	120013	DIN86-AM6x15	2	276	Screw	
22	100014	DIN934-M6	4	276	Hex nut	
23	484571	MZ 806607	1	570	Plate	
24	484553	MZ 805887	1	441	Plate	Front
	489443	MZ 805087	1	251	Plate	Front
25	484554	MZ 805588	1	441	Plate	Rear
	489444	MZ 805088	1	251	Plate	Rear
26	484555	MZ 806689	1	570	Raising plate	
	483485	MZ 805089	1	257	Raising plate	
27	130003	DIN94-3x20	1	276	Cotter pin	
28	483479	MZ 805083	1	276	Lever	
29	390012	MZ 805082	1	276	Shaft	
30	100005	DIN315-M8	2	276	Wing nut	
31	481630	MZ 064006	2	276	Support	
32	120019	DIN86-AM8x20	1	276	Screw	
33	484557	MZ 806696	1	570	Raising plate	
34	484573	MZ 806697	1	570	Plate	Right-hand
35	310143		1	725	Tension plate	
36	310144		1	725	Tension plate	
37	483386	MZ 805007	1	251	Plate	incl.fig.3
38	310133	N62-30.65.2	1	257	Bearing	incl.fig.3
	320052	N62-30.65.6	1	564	Bearing	incl.fig.3

Code 251 : 501001 - 561999  
 257 : 501001 - 652999  
 270 : 501001 - 834999  
 276 : 501001 - 925999  
 441 : 582001 - 925999  
 564 : 663001 - 834999  
 570 : 663001 - 925999  
 725 : 845001 - 925999



STUURINRICHTING - DIRECTION  
STEERING - LENKUNG

409001 - 925999

Fig.	Order ref.	Old reference	Qty.	Code	Description	N.B.
1	350018	MZ 284099	1	38	Hand wheel	
2	090077	GMA.30983	1	741	Steering column	(a)
	090077		1	742	Steering column	(a)
3	484345	MZ 284009	1	335	Support	
4	340046	MZ 274008	1	38	Steering rod	(b)
5	120105	DIN933-M8x30	4	38	Cap screw	
6	322358	DIN127-A8	18	38	Lockwasher	
7	100015	DIN934-M8	16	38	Nut	
8	489168	MZ 284008	1	3	Shaft	
	489169	MZ 284508	1	119	Shaft	
	484330	MZ 285308	1	390	Shaft	
9	489171	MZ 284011	1	3	Lever	
	482160	MZ 284511	1	146	Lever	
10	120111	DIN933-M10x30	6	38	Cap screw	
11	140017	DIN126-11,5	11	38	Washer	
12	140045	DIN127-A10	6	38	Lockwasher	
13	100016	DIN934-M10	6	38	Hex nut	
14	310019	MZ 284019	2	32	Bearing flange	
	310123		2	725	Bearing flange	
15	320094	MZ 284020	1	3	Bearing	incl.fig.36
	320023	MZ 284520	1	146	Bearing	incl.fig.36
16	482526	MZ 494091	1	270	Intermediate piece	(c)
17	140020	DIN126-18	1	276	Washer	
18	120104	DIN933-M8x20	7	38	Cap screw	
19	140016	DIN126-9,5	6	276	Washer	
20	100033	DIN936-M24x1,5	6	38	Nut	
21	130003	DIN94-3x20	2	276	Cotter pin	
22	100003	A-S 9156	1	38	Nut	
23	140011	A-S 955	1	38	Lockwasher	
24	190047	MZ 284005	1	38	Intermediate piece	
25	482156	MZ 284006	1	38	Brace	
26	332581	MZ 283914	1	38	Fixing piece	
27	484333	MZ 284015	1	38	Fixing piece	

Code 3 : 409001 - 439999  
7 : 409001 - 490999  
13 : 409001 - 561999  
32 : 409001 - 834999  
38 : 409001 - 925999  
119 : 459001 - 541999  
146 : 459001 - 925999  
270 : 501001 - 834999

Code 276 : 501001 - 925999  
335 : 531001 - 925999  
390 : 551001 - 925999  
441 : 582001 - 925999  
725 : 845001 - 925999  
741 : 409001 - 855504  
742 : 855505 - 925999

- (a) Voor onderdelen zie volgende groep / Pour pièce de rechange, voir groupe suivant  
For spare parts, see following group / Für Ersatzteile, siehe folgende Gruppe
- (b) Bij mach. uitgerust met stropers R-C, gebruikt :  
Avec mach. avec presse à paille R-C, employez : 484072 (=MZ 984071)  
With mach. with strawpress R-C, use :  
Bei Masch. mit Strohpresse R-C, gebrauche :
- (c) Enkel bij rupstractie / Seulement pour traction sur chenilles /  
Only for traction on tracks / Nur für Raupenantrieb

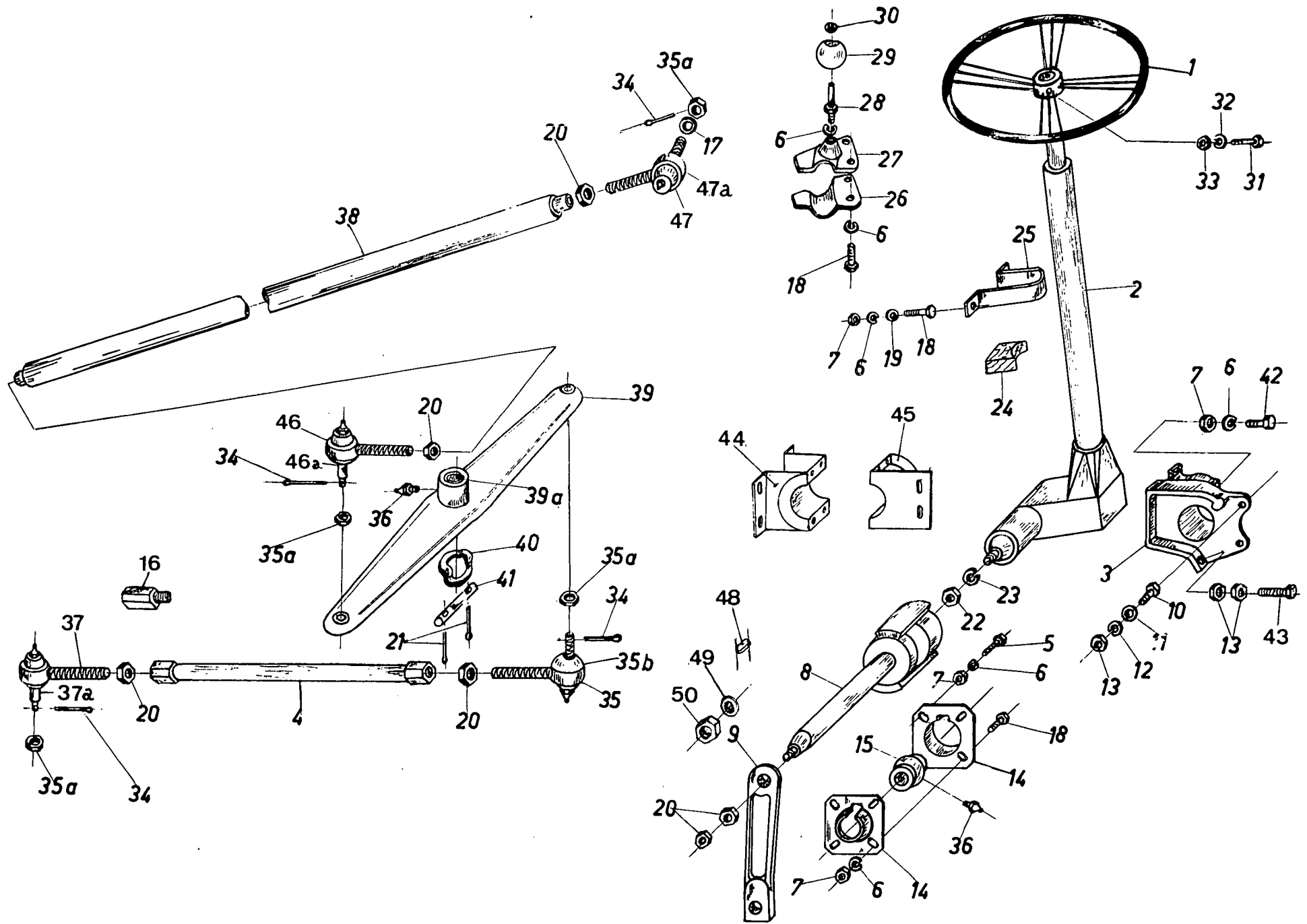
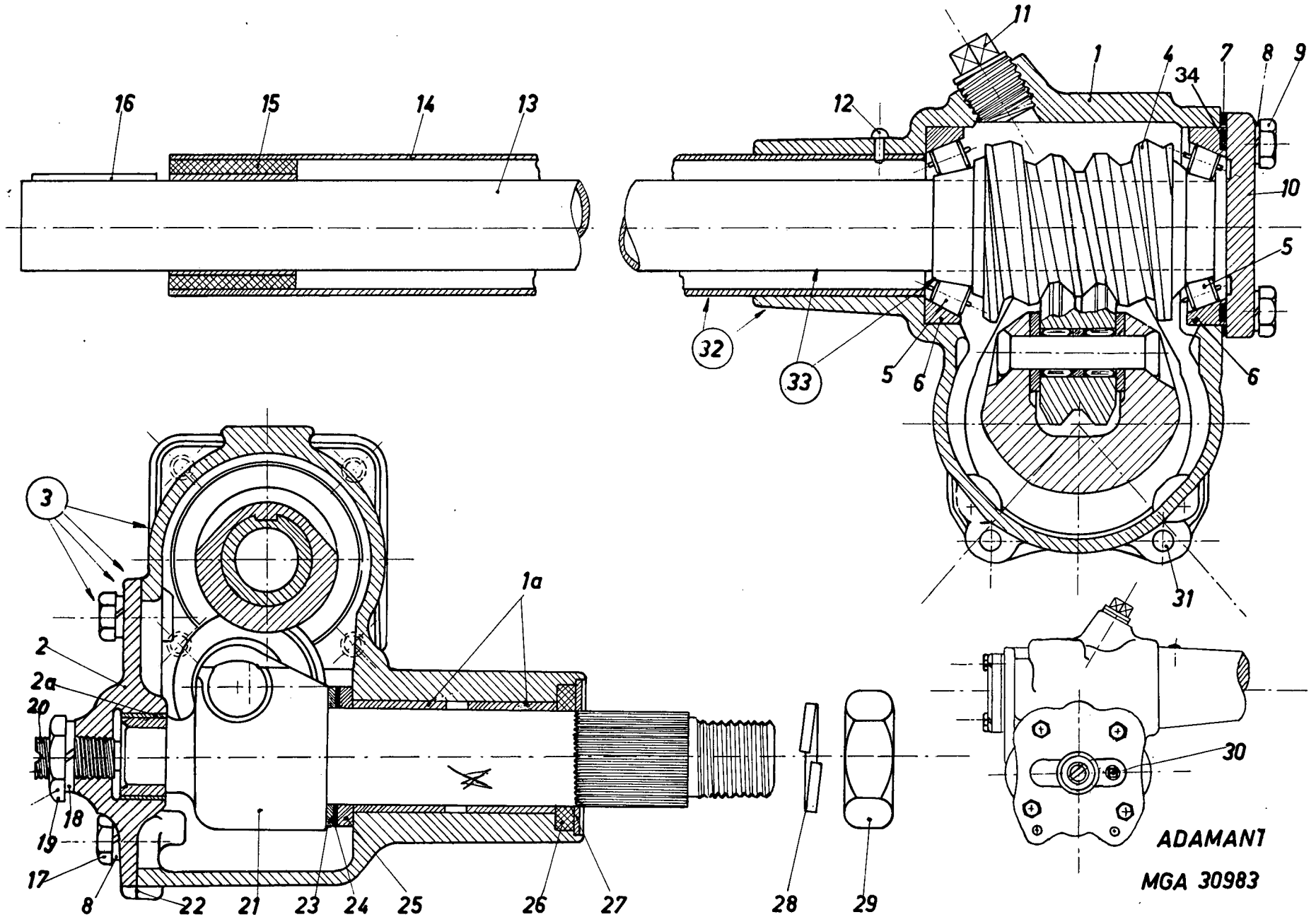


Fig.	Order ref.	Old reference	Qty.	Code	Description	N.B.
28	120147	MZ 284012	1	38	Shaft for handle	
29	330022	S95-48	1	38	Handle	
30	140015	DIN126-7	1	38	Washer	
31	120102	DIN933-M6x40	1	276	Cap screw	
32	322357	DIN127-A6	1	276	Lockwasher	
33	100014	DIN934-M6	1	276	Nut	
34	130008	DIN94-4x30	4	38	Cotter pin	
35	350016	MZ 274098	2	38	Jointing	incl.fig.35a,35b
35a	100036	DIN937-M16x1,5	4	38	Nut	
35b	190127	MZ 274098.01	2	38	Sealing	
36	332039	DIN71412-BM10x1	2	38	Grease fitting	
37	350017	MZ 274099	2	7	Jointing	incl.fig.35a,37a
	350016	MZ 274098	2	276	Jointing	incl.fig.35a,35b
37a	190126	MZ 274099.01	1	7	Sealing	
	190127	MZ 274098.01	1	276	Sealing	
38	340047	MZ 284013	1	38	Rod	
39	040026	MZ 284023	1	38	Pivot lever	incl.fig.39a
39a	210029	S107-35.39.20	2	38	Bushing	
40	140053	MZ 283924	1	276	Washer	
41	390019	S112-10.53.45	1	276	Pin	
42	120062	DIN931-M8x70	2	441	Cap screw	
43	120148	MZ 285325	1	441	Cap screw	
44		MZ 283909	1	13	Support	
45	489170	MZ 283910	1	13	Support	
46	350016	MZ 274098	1	7	Jointing	incl.fig.35a,46a
	350017	MZ 274099	1	276	Jointing	incl.fig.35a,46a
46a	190126	MZ 274098.01	1	7	Sealing	
	190127	MZ 274099.01	1	276	Sealing	
47	350017	MZ 274099	1	38	Jointing	incl.fig.35a, 47a
47a	190127	MZ 274099.01	1	38	Sealing	
48	170006	S61-8.7.28	1	3	Key	
49	140239	N15-10.42.1,5	1	3	Washer	
50	100022	DIN934-M18x1,5	1	3	Nut	

Code 3 : 409001 - 439999  
7 : 409001 - 490999  
13 : 409001 - 561999  
32 : 409001 - 834999  
38 : 409001 - 925999  
119 : 459001 - 541999  
146 : 459001 - 925999  
270 : 501001 - 834999

Code 276 : 501001 - 925999  
335 : 531001 - 925999  
390 : 551001 - 925999  
441 : 582001 - 925999  
725 : 845001 - 925999  
741 : 409001 - 855504  
742 : 855505 - 925999

- (a) Voor onderdelen zie volgende groep / Pour pièces de rechange, voir groupe suivant  
For spare parts, see following group / Für Ersatzteile, sehe folgende Gruppe
- (b) Bij mach. uitgerust met stropers R-C, gebruikt :  
Avec mach. avec presse à paille R-C, employez : 484072 (=MZ 984071)  
With mach. with strawpress R-C, use :  
Bei Masch. mit Strohpress R-C, gebrauche :
- (c) Enkel bij rupstractie / Seulement pour traction sur chenilles  
Only for traction on tracks / Nur für Raupenantrieb



ADAMANT  
MGA 30983



STUURHUIS ADAMANT - STEERING HOUSING ADAMANT

BOITIER DE DIRECTION ADAMANT - LENKGEHÄUSE ADAMANT

(090077)

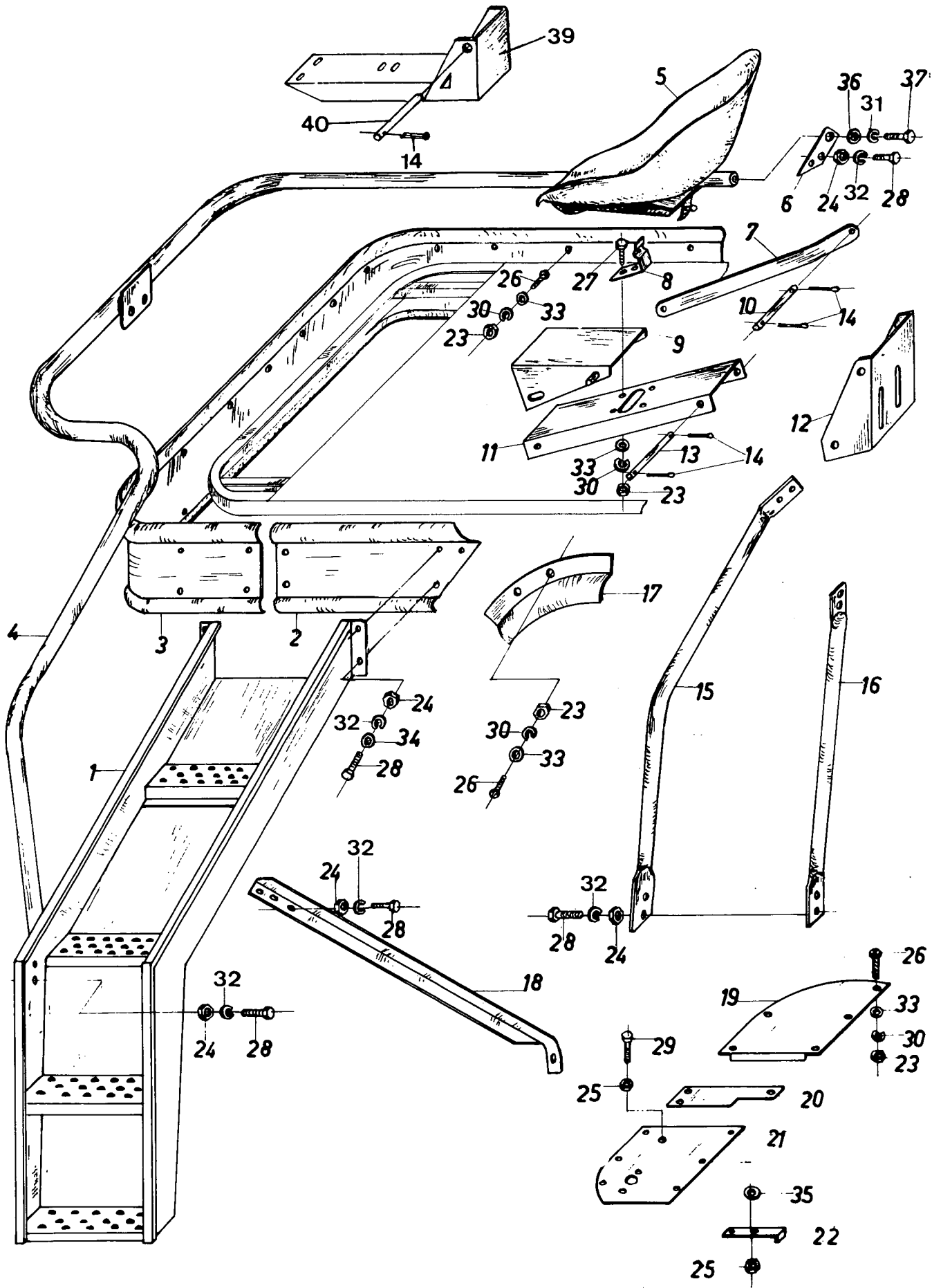
409001 - 925999

Fig.	Order ref.	Old reference	Qty.	Code	Description	N.B.
1	040034	A-P 3688	1	19	Housing	
	040048	A-PA 5042/3 7/8"	1	743	Housing	incl.fig.1a
1a	210002	A-P 3309	2	742	Housing	incl.fig.1a
2		A-P 3695	1	38	Bushing	
	040038	A-QA 982	1	19	Cover	
	040049		1	743	Cover	incl.fig.2a
			1	742	Cover	incl.fig.2a
2a	200001	A-P 3676	1	38	Bushing	
3	090049	A-QA 970/3 7/8"	1	743	Housing compl.	incl.fig.1,2,8,17,22
	090070		1	742	Housing compl.	incl.fig.1,2,8,17,22
4	480026	A-P 3339	1	19	Worm	
	410028	A-PA 5038	1	570	Worm	
5	210004	A-PA 2733	2	19	Bearing	
	210084	A-PA 5014	2	570	Bearing	
6	210003	A-P 3341	2	19	Ring	
	210083	A-P 5013	2	570	Ring	
7	140224	A-P 330-1GA	AR	570	Adjusting plate	0,127 mm - 0,005"
	140225	A-P 330-1GB	AR	570	Ditto	0,178 mm - 0,007"
	140226	A-P 330-1GC	AR	570	Ditto	0,254 mm - 0,010"
	140227	A-P 330-1GD	AR	570	Ditto	0,381 mm - 0,015"
8	140010	A-S 902	8	38	Lockwasher	
9	120003	A-S 948	4	741	Cap screw	
	120255		4	742	Cap screw	
10		A-P 3847	1	19	Cover	
	320081	A-Q 957	1	743	Cover	
11	150005	A-S 9033	1	38	Plug	
12	390002	A-S 9166	1	38	Pin	
13		A-P 3906/31 1/8"	1	19	Worm shaft	
	260001	A-P 3906/32 25/32"	1	570	Worm shaft	
14		A-P 3911	1	19	Protection	
	301516	A-P 3911/26 15/16"	1	570	Ditto	
15		A-PA 3904	1	19	Bushing	
	200002	A-PA 3904 A	1	570	Bushing	
16	170001	A-P 1757	1	38	Key	
17	120002	A-S 914	4	741	Cap screw	
	120253		4	742	Cap screw	
18	140012	A-S 999	1	38	Lockwasher	
19	100002	A-P 3203	1	741	Lock nut	
	100098		1	742	Lock nut	
20	120001	A-P 3202	1	741	Adjusting screw	
	120254		1	742	Adjusting screw	
21	090077	A-PA 4043 AS	1	19	Pitmanshaft	
	090050	A-MA 30638/4 1/4"	1	743	Pitmanshaft	
	090071		1	742	Pitmanshaft	
22	220005	A-P 3306A	1	38	Seating	
23	140008	A-P 4150	1	38	Thrust washer	
24	301510	A-P 3308	1	19	Adjusting washer	
	140002	A-P 3308A	AR	743	Adjusting washer	0,127 mm - 0,005"
	140003	A-P 3308B	AR	743	Ditto	0,254 mm - 0,010"
	140004	A-P 3308C	AR	743	Ditto	0,381 mm - 0,015"
25	140009	A-P 4151	1	38	Thrust washer	
26	220003	A-P 2766	1	38	Seal-ring	
27	140001	A-P 2743	1	38	Washer	
28	140011	A-S 955	1	38	Lock washer	
29	100003	A-S 9156	1	741	Hex nut	
	100099		1	742	Hex nut	
30	150109	A-S 9052	1	743	Plug	
31	110002	A-P 3685	2	38	Pin	
32	090051	A-QA 971/29"	1	743	Housing with bushing	
	090072		1	742	Housing with bushing	
33	090052	A-PA 5044/31"	1	570	Wormshaft	
34	140005	A-PA 3342	1	19	Adjusting plate	

Code 19 : 409001 - 652999  
 38 : 409001 - 925999  
 570 : 663001 - 925999

Code 741 : 409001 - 855504  
 742 : 855505 - 925999  
 743 : 663001 - 855504

915.601



STUURPLATFORM - OPERATOR'S PLATFORM  
 PLATE-FORME - FAHRERSTAND

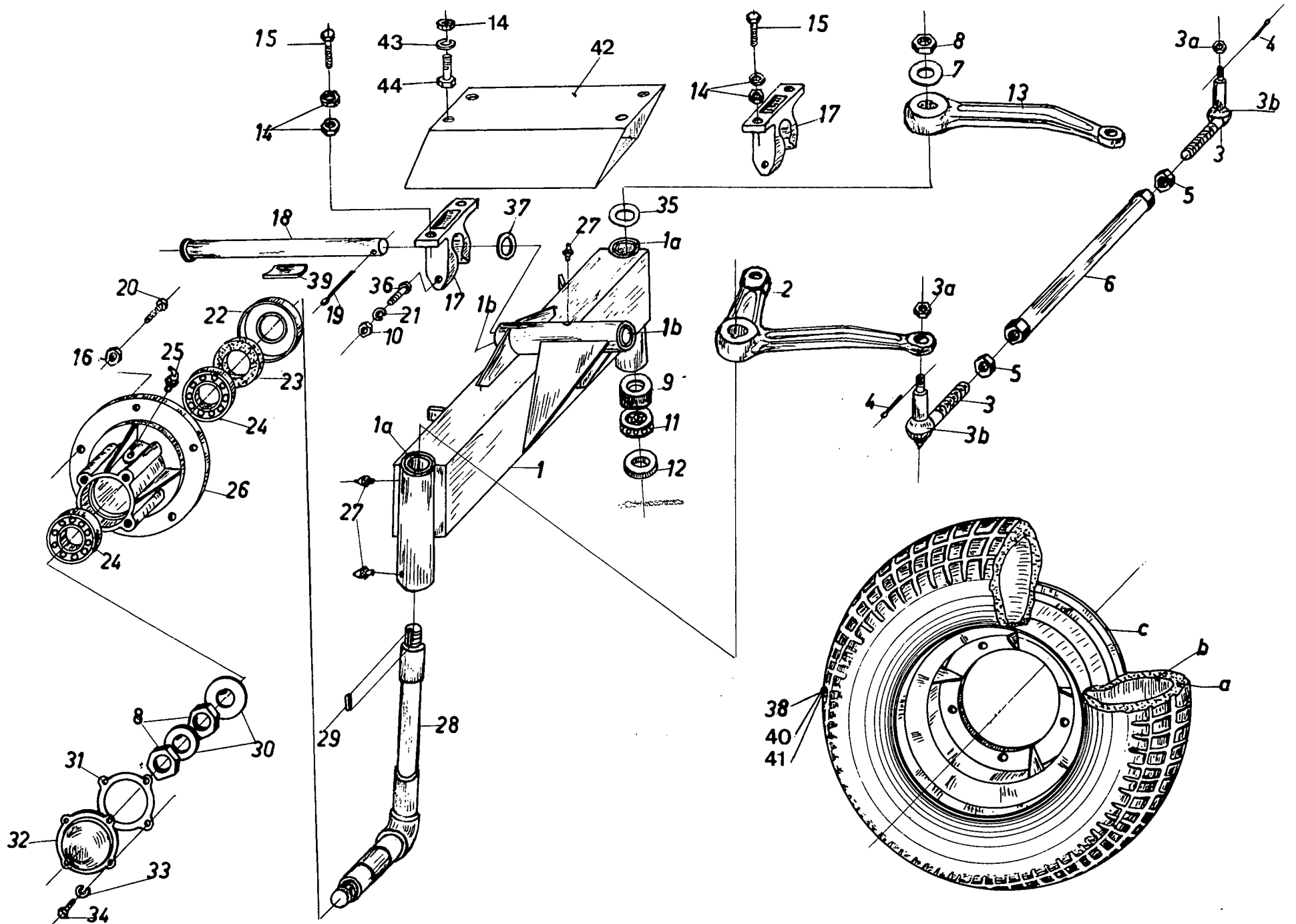
409001 - 925999

Fig.	Order ref.	Old reference	Qty.	Code	Description	N.B.
1	489139	MZ 114050	1	10	Ladder	(a)
	484211	MZ 115450	1	363	Ladder	
2	481781	MZ 114009	1	38	Side plate	
3	481780	MZ 114005	1	38	Plate	
4		MZ 114012	1	7	Fencing	
	481785	MZ 115012	1	276	Fencing	
5	350012	MZ 114099	1	38	Seat	
6	483490	MZ 805095	1	276	Support	
7	481792	MZ 114716	2	180	Lath	
8	180045	N54-20.2.1	2	180	Spring	
9	481790	MZ 114715	1	180	Support	
10	390025	S112-12.196.186	1	180	Shaft	
11	481782	MZ 114710	1	180	Rocking piece	
12	481805	MZ 115855	1	441	Support	
13	390024	S112-12.182.172	1	180	Shaft	
14	130008	DIN94-4x30	8	38	Cotter pin	
15	483476	MZ 804070	1	38	Fencing	
16	483621	MZ 825070	1	38	Fencing	
17	360040	MZ 114008	1	38	Protection	
18		MZ 114013	1	13	Support	
	481788	MZ 115413	1	441	Support	
19	481778	MZ 114002	1	38	Plate	Right-hand
20	481779	MZ 114003	1	38	Plate	
21		MZ 114014	1	11	Plate	
	481789	MZ 115514	1	378	Plate	Left-hand
	487551		1	675	Plate	
22	481793	MZ 115520	1	390	Support	Ditto
23	100014	DIN934-M6	44	38	Hex nut	
24	100015	DIN934-M8	15	38	Hex nut	
25	100016	DIN934-M10	2	38	Hex nut	
26	120013	DIN86-AM6x15	40	38	Screw	
27	120099	DIN933-M6x15	4	38	Cap screw	
28	120104	DIN933-M8x20	15	38	Cap screw	
29	120116	DIN933-M10x80	1	441	Cap screw	
30	322357	DIN127-A6	44	38	Lockwasher	
31	140046	DIN127-A12	1	276	Lockwasher	
32	322358	DIN127-A8	15	38	Lockwasher	
33	140015	DIN126-7	44	38	Washer	
34	140016	DIN126-9,5	4	38	Washer	
35	140017	DIN126-11,5	1	441	Washer	
36	140018	DIN126-14	1	276	Washer	
37	120120	DIN933-M12x30	1	276	Cap screw	
38	482476	MZ 494019	2	545	Support	(c)
39	489138	MZ 113910	1	4	Support	
40		S112.16.204.194	1	4	Shaft	

Code 4 : 409001 - 459999  
 7 : 409001 - 490999  
 10 : 409001 - 531999  
 11 : 409001 - 541999  
 13 : 409001 - 561999  
 38 : 409001 - 925999  
 180 : 470001 - 925999

Code 276 : 501001 - 925999  
 363 : 541001 - 925999  
 378 : 551001 - 753999  
 390 : 551001 - 925999  
 441 : 582001 - 925999  
 545 : 652001 - 834999  
 675 : 764001 - 925999

- (a) Enkel voor machines met graantank - Uniquement pour machines avec trémie  
 Only for machines with graintank - Nur für Maschinen mit Korntank
- (b) Enkel voor machines met sorteerder - Uniquement pour machines avec trieur  
 Only for machines with sorter - Nur für Maschinen mit Sortierzylinder
- (c) Enkel bij rupstractie - Uniquement avec chenilles  
 Only with tracks - Nur mit Raupen



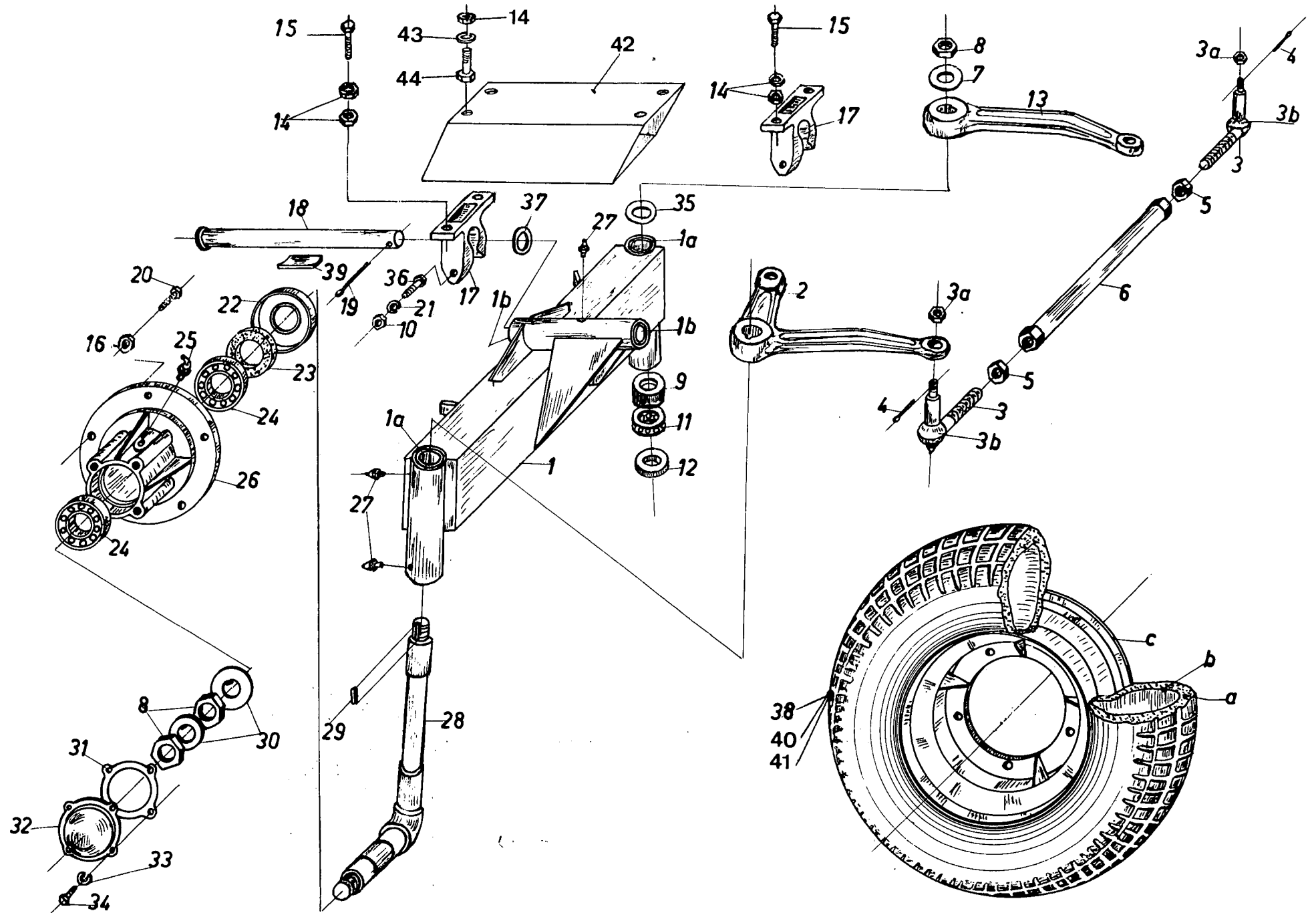
STUURBRUG EN STUURWIELEN – STEERING CARRIAGE AND WHEELS  
 ESSIEU DE DIRECTION ET ROUES – FAHRGESTELL UND LENKRAEDER

409001 – 925999

Fig.	Order ref.	Old reference	Qty.	COde	Description	N.B.
1		MZ 274012	1	7	Carriage	incl.fig.1a,1b
1a	333182	MZ 275112	1	276	Ditto	incl.fig.1a,1b
	210031	S107-45.50.30	4	32	Bushing	
	210088		4	725	Bushing	
1b	210069	MZ 274012.08	3	38	Bushing	
2	482132	MZ 274006	1	13	Steering arm	Right-hand
	482133	MZ 275806	1	441	Ditto	Right-hand
3	350017	MZ 274099	2	38	Joint	incl.fig.3a,3b
3a	100036	DIN937-M16x1,5	2	38	Nut	
3b	190126	MZ 274099.01	2	441	Seating	
4	130008	DIN94-4x30	2	38	Cotter pin	
5	100033	DIN936-M24x1,5	2	38	Hex nut	
6	340046	MZ 274008	1	38	Steering rod	
7	140062	N15-31.63.1	2	38	Washer	
8	100034	DIN936-M30x1,5	6	38	Nut	
9	310047	N40-65.22.1	2	441	Bearing housing	
10	100018	DIN934-M12	2	38	Hex nut	
11	210054	SKF 51109	2	38	Thrust bearing	
12	200030	MZ 273916	2	38	Ring	
13	482128	MZ 274005	1	13	Steering arm	Left-hand
	482129	MZ 275805	1	441	Ditto	Left-hand
14	100020	DIN934-M16	12	38	Hex nut	
15	120090	DIN931-M16x50	4	38	Cap screw	
16	100038	DIN985-M12	10	675	Nut	
17	320055	MZ 273907	2	38	Support	
18	390008	MZ 274013	1	38	Shaft	
19	130017	DIN94-8x60	1	38	Cotter pin	
20	120121	DIN933-M12x40	10	38	Cap screw	
21	140046	DIN127-A12	12	38	Lockwasher	
22	310018	MZ 273903	2	38	Cover	
23	<del>301162</del>		2	38	Seal ring	
24	210053	SKF 30208	4	38	Bearing	
25	332039	DIN71412- BM10x1	2	38	Grease fitting	

(a) Enkel bij rupstractie - Uniquement pour machines avec traction sur chenilles  
 Only for machines with tracks - Nur für Maschinen mit Raupen

Code 7 : 409001 - 490999	Code 276 : 501001 - 925999
13 : 409001 - 561999	423 : 582001 - 663999
14 : 409001 - 582999	441 : 582001 - 925999
20 : 409001 - 663999	570 : 663001 - 925999
22 : 409001 - 693999	621 : 703001 - 925999
26 : 409001 - 753999	675 : 764001 - 925999
32 : 409001 - 834999	725 : 845001 - 925999
38 : 409001 - 925999	



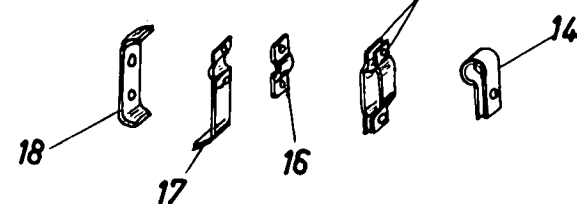
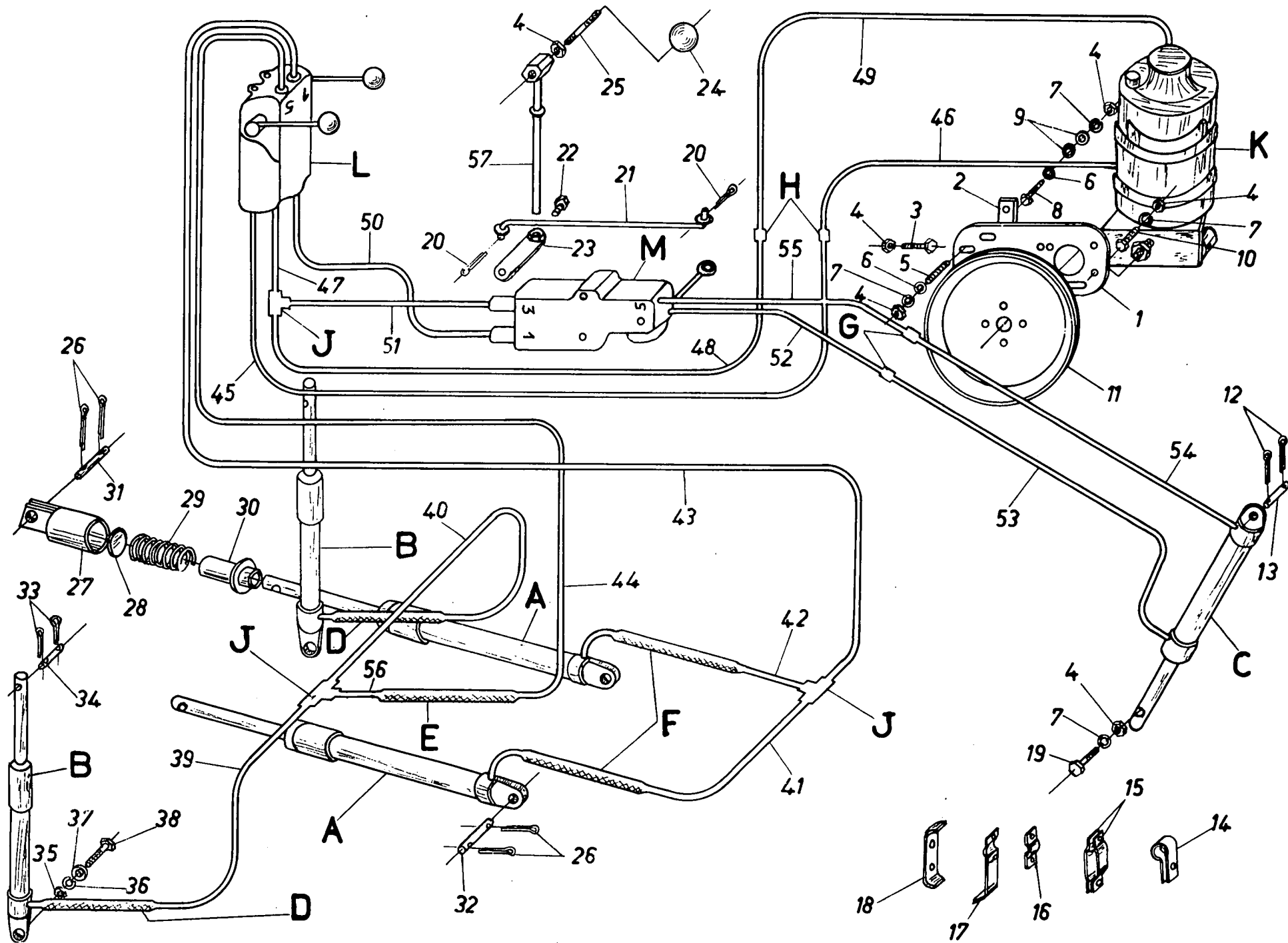
STUURBRUG EN STUURWIELEN - STEERING CARRIAGE AND WHEELS  
 ESSIEU DE DIRECTION ET ROUES - FAHRGESTELL UND LENKRAEDER

409001 - 925999

Fig.	Order ref.	Old reference	Qty.	Code	Description	N.B.
26	280023	MZ 274002	2	38	Hub for steering	
27	332038	DIN71412-AM10x1	3	38	Grease fitting	
28	260030	MZ 274004	2	26	Bracket	
	260139		2	675	Ditto	
29	170015	S61-12.8.32	2	38	Key	
30	140148	S56 7/8" G	4	22	Washer	
	140199	DIN462-30	4	621	Washer	
31	310087	N67-70.100.2	2	38	Joint	
32	310068	N66-100.1	2	38	Cover	
33	322357	DIN127-A6	8	38	Lockwasher	
34	120099	DIN933-M6x15	8	38	Cap screw	
35	140126	S13-46.60.1	4	38	Washer	
36	120082	DIN931-M12x60	2	38	Cap screw	
37	140121	S13-35,5 5.55.5	1	276	Washer	
38	030105	MZ 274000.01	2	38	Steering wheel compl.	incl.fig.38a,38b,38c
38a	190011		2	38	Tire	8,5x12
38b	190003		2	38	Tube	8,5x12
38c	280021	MZ 274001	2	38	Wheel	8,5x12
39	482140	MZ 275320	1	570	Plate	
40	030106	MZ 494000.90	2	20	Steering wheel compl.	(a) incl.fig.40a,40b,40c
40a	190010		2	20	Tire	7,5x20
40b	190002		2	20	Tube	7,5x20
40c	280033	MZ 494090	2	20	Wheel	7,5x20
41	030107	MZ 484000.01	2	423	Steering wheel compl.	incl.fig.41a,41b,41c
41a	190012		2	423	Tire	10x12
41b	190004		2	423	Tube	10x12
41c	280021	MZ 274001	2	423	Wheel	10x12
42	482518	MZ 494050	1	14	Support	For tire 7,5x20
	482436	MZ 484002	1	14	Ditto	For tire 10x12
43	140048	DIN127-A16	4	14	Lockwasher	
44	120127	DIN933-M16x40	4	14	Cap screw	

(a) Enkel bij rupstractie - Uniquement pour machines avec traction sur chenilles  
 Only for machines with tracks - Nur für Maschinen mit Raupen

Code	7 : 409001 - 490999	Code	276 : 501001 - 925999
	13 : 409001 - 561999		423 : 582001 - 663999
	14 : 409001 - 582999		441 : 582001 - 925999
	20 : 409001 - 663999		570 : 663001 - 925999
	22 : 409001 - 693999		621 : 703001 - 925999
	26 : 409001 - 753999		675 : 764001 - 925999
	32 : 409001 - 834999		725 : 845001 - 925999
	38 : 409001 - 925999		





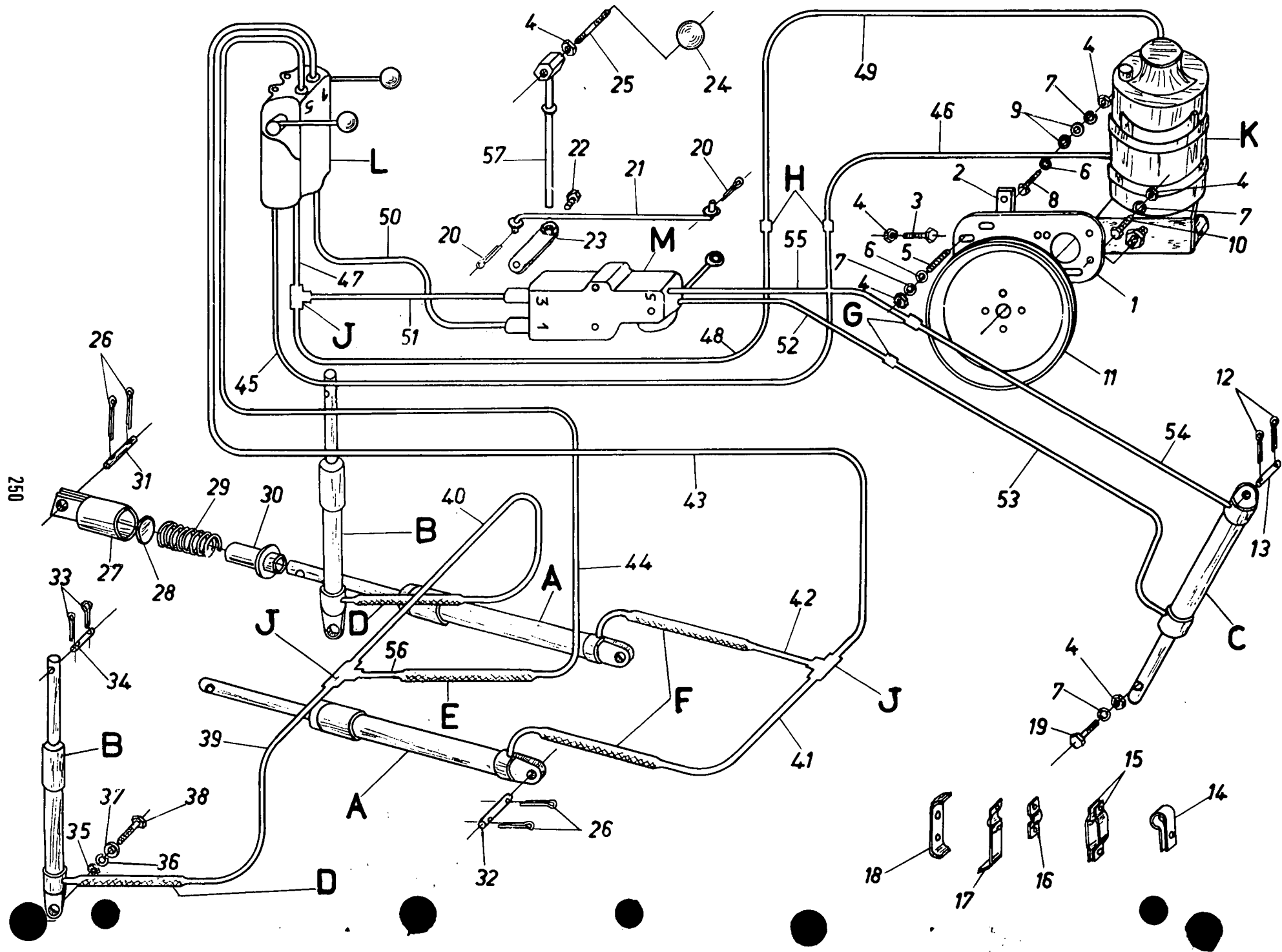
HYDRAULISCHE UITRUSTING-ALGEMEEN SCHEMA - HYDRAULIC EQUIPMENT-GENERAL SCHEME  
EQUIPEMENT HYDRAULIQUE-SCHEMA GENERAL - HYDRAULIKANLAGE-ALGEMEINES SCHEMA

Fig.	Order ref.	Old reference	Qty.	Code	Description	N.B.
A		HY/CEV 40/380A3	2	7	Cylinder	(e)
B		HY/CEV 25/200A4	2	7	Cylinder	(e)
C		HY/CUM 40/160/2	1	7	Cylinder	(e)
D	160162	H2-10x255 AH	2	7	Flexible pipe	(e)
E	160163	H2-10x1000AH	1	7	Ditto	(e)
F	160161	H2-10x385K(A)H	2	7	Ditto	(e)
G		G10L	2	7	Nippel	(e)
H	150008	G12L	2	7	Ditto	(e)
J		T12L	3	7	T-connecting piece	(e)
K	090006	HY/ZEB 16CL2	1	7	Oil pump	(e)
L		HY/S20VC6/3	1	7	Double valve	(e)
M		HY/S01C6/3	1	7	Single valve	(e)
1	489174	MZ 294011	1	7	Support	
2		MZ 294014	1	7	Support	
3	120113	DIN933-M10x50	1	7	Cap screw	
4	100016	DIN934-M10	9	7	Hex nut	
5	110019	S3-M10x25	2	7	Stud	
6	140017	DIN126Ø11,5	4	7	Washer	
7	140045	DIN127-A10	7	7	Lockwasher	
8	120112	DIN933-M10x40	2	1	Cap screw	
	120111	DIN933-M10x30	1	42	Cap screw	
9	140079	S13.10.20.5	4	7	Washer	
10	120110	DIN933-M10x25	2	7	Cap screw	
11	290204	MZ 293910	1	7	Pulley	
12	130006	DIN94-4x20	2	7	Cotter pin	
13		S112-12,5.82.72	1	7	Taper pin	
14	330005	N3.12.20.2	5	7	Clip	
15	330006	N3.12.25.1	2	7	Clip	
16	330007	N3.12.25.3	2	7	Clip	
17	330008	N3.12.30.1	2	7	Clip	
18	330015	N3.64.30.1	2	7	Clip	
19	120188	MZ 264030	1	7	Screw	
20	130003	DIN94-3x20	2	7	Cotter pin	
21	340045	MZ 264022	1	7	Rod	
22	120145	MZ 264028	1	7	Set screw	
23	485475	MZ 264027	1	7	Lever	
24		SPHE 6S2X	1	7	Knob	
25	110140	S3-M10x120	1	7	Rod	

- (a) Maaibord - Header - Tablier - Schneidwerk : 2,50 m - 8'2"  
 (b) Ditto : 3 m - 9'10"  
 (c) Ditto : 3,60 m - 11'10"  
 (d) Ditto : 4,20 m - 13'10"

Code 1 : 409001 - 409999  
 3 : 409001 - 439999  
 7 : 409001 - 490999  
 42 : 419001 - 470999

- (e) Voor onderdelen, zie afzonderlijke groep  
 For spare parts, see separate group  
 Pour pièces de rechange, voir groupe séparé  
 Für Ersatzteile, siehe separate Gruppe



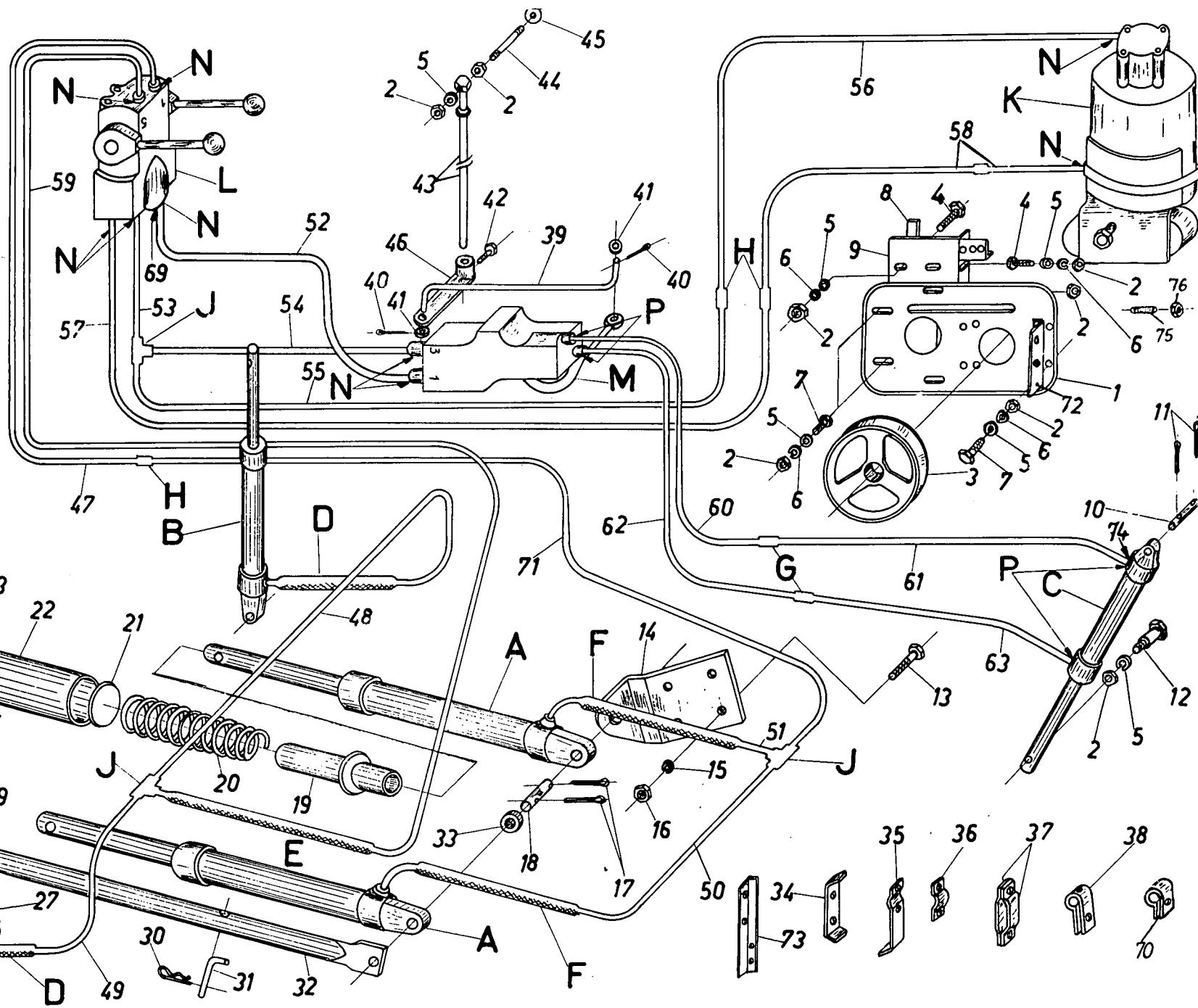
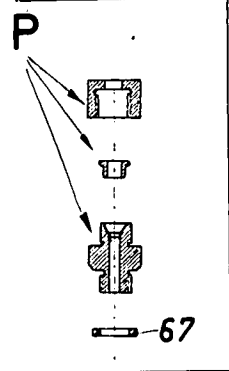
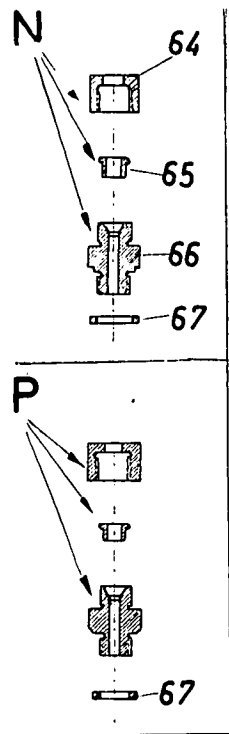
HYDRAULISCHE UITRUSTING-ALGEMEEN SCHEMA – HYDRAULIC EQUIPMENT-GENERAL SCHEME  
EQUIPEMENT HYDRAULIQUE-SCHEMA GENERAL – HYDRAULIKANLAGE-ALGEMEINES SCHEMA 409001-490999

Fig.	Order ref.	Old reference	Qty.	Code	Description	N.B.
26	300422	DIN94-6x35	8	7	Cotter pin	
27		MZ 564002	2	7	Telescopic pipe	
28		S130-80.6	AR	7	Washer	
29	180028	N50-65.260.14	2	7	Spring	
30	482939	MZ 564001	2	7	Bushing	
31	390033	S112-25.80.63	2	7	Taper pin	
32	390035	S112-25.100.83	2	7	Ditto	
33	130008	DIN94-4x30	4	7	Cotter pin	
34		S112-C55-16.60.50	2	7	Taper pin	
35	100016	DIN934-M16	2	7	Nut	
36	140048	DIN127-A16	2	7	Lockwasher	
37	140020	DIN126-8	2	7	Washer	
38	120092	DIN931-M16x70	2	7	Cap screw	
39	160059	MZ 25.294082	1	7	Oil pipe L = 1130 mm	(a)
	160060	MZ 30.294082	1	7	Oil pipe L = 1290 mm	(b)
	160061	MZ 36.294082	1	7	Oil pipe L = 1590 mm	(c)
	160062	MZ 42.294082	1	7	Oil pipe L = 1940 mm	(d)
40	160063	MZ 25.294083	1	7	Oil pipe L = 2170 mm	(a)
	160064	MZ 30.294083	1	7	Oil pipe L = 2400 mm	(b)
	160065	MZ 36.394083	1	7	Oil pipe L = 2630 mm	(c)
	160066	MZ 42.294083	1	7	Oil pipe L = 2980 mm	(d)
41	160052	MZ 294074	1	7	Oil pipe L = 1000 mm	
42	160049	MZ 294071	1	7	Oil pipe L = 210 mm	
43	160058	MZ 294080	1	7	Ditto L = 3475 mm	
44	160053	MZ 294075	1	7	Ditto L = 1340 mm	
45	160055	MZ 294077	1	7	Ditto L = 2030 mm	
46		MZ 294078	1	7	Ditto L = 2300 mm	
47	160050	MZ 294072	1	7	Ditto L = 530 mm	
48	160054	MZ 294076	1	7	Ditto L = 1530 mm	
49	160057	MZ 294079	1	7	Ditto L = 2560 mm	
50	160051	MZ 294073	1	7	Ditto L = 665 mm	
51	160048	MZ 294070	1	7	Ditto L = 70 mm	
52	160045	MZ 294061	1	7	Ditto L = 1310 mm	
53	160046	MZ 294062	1	7	Ditto L = 1920 mm	
54	160047	MZ 294063	1	7	Ditto L = 2040 mm	
55	160044	MZ 294060	1	7	Ditto L = 1260 mm	
56	160215	MZ 294081	1	3	Ditto L = 300 mm	
57		MZ 264025	1	7	Rod	

(a) Maaibord - Header - Tablier - Schneidwerk : 2,50 m - 8'2"  
 (b) Ditto : 3 m - 9'10"  
 (c) Ditto : 3,60 m - 11'10"  
 (d) Ditto : 4,20 m - 13'10"

Code 1 : 409001 - 409999  
 3 : 409001 - 439999  
 7 : 409001 - 490999  
 42 : 419001 - 470999

(e) Voor onderdelen, zie afzonderlijke groep  
 For spare parts, see separate group  
 Pour pièces de rechange, voir groupe séparé  
 Für Ersatzteile, siehe separate Gruppe



HYDRAULISCHE UITRUSTING-ALGEMEENSHEMA-EQUIPEMENT HYDRAULIQUE-SCHEMA GENERAL  
 HYDRAULIC EQUIPMENT-GENERAL SCHEMA-HYDRAULIKANLAGE-ALGEMEINES SCHEMA 501001-925999

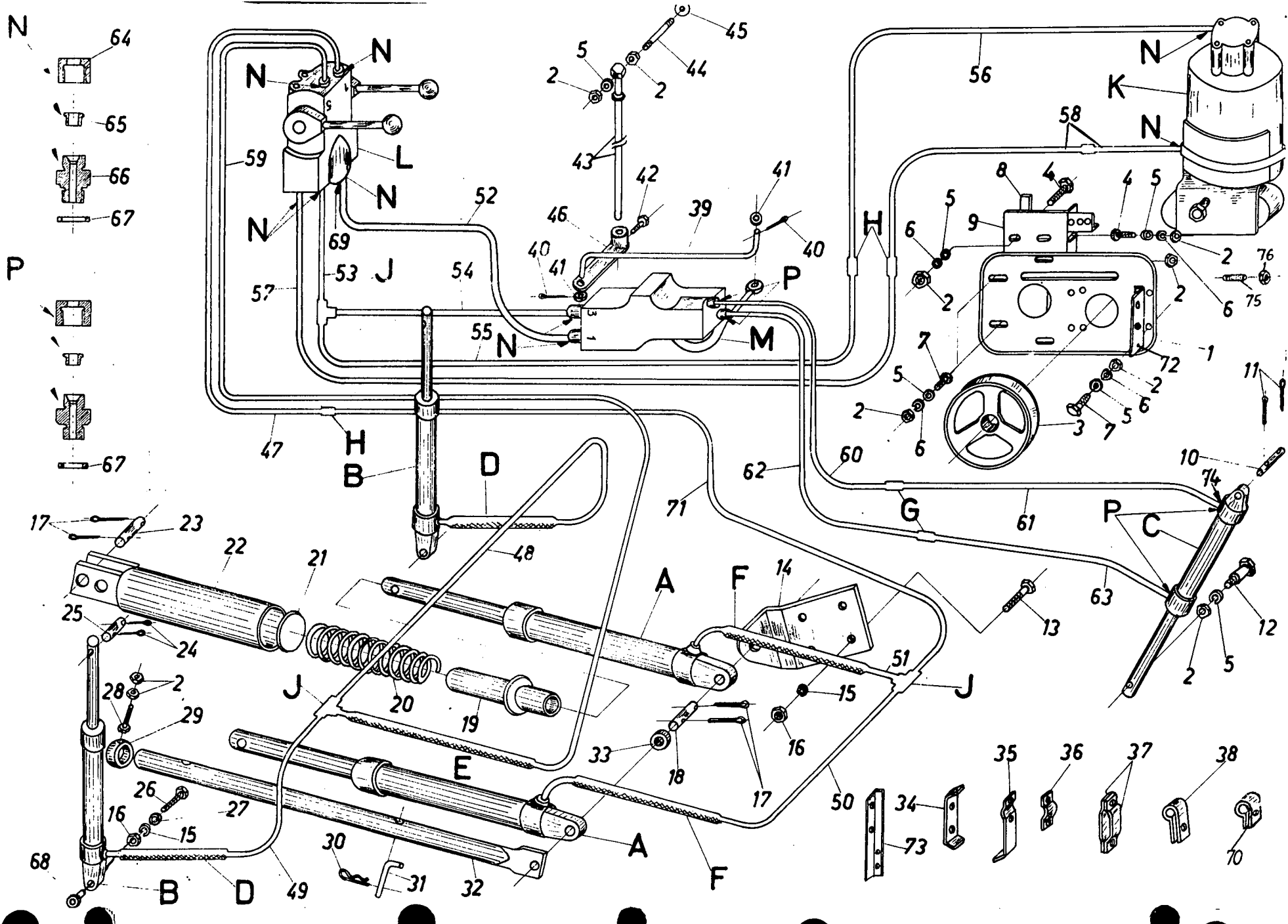
Fig.	Order ref.	Old reference	Qty.	Code	Description	N.B.
A		HY/CEV40/380B3	2	744	Cylinder	(g)
	090009	HY/CEV40/380C3	2	745	Ditto	(g)
B		HY/CEV25/200B4	2	744	Cylinder	(g)
	090010	HY/CEV25/200C4	2	745	Ditto	(g)
C	090011	HY/CUM40/160A2	1	276	Cylinder	(g)
D	160002	H2-10x255AHL	2	270	Flexible pipe	(g)
	160162	ST2N/10x255AHL	2	725	Ditto	(g)
E	160163	H2-10x1000AHL	1	270	Ditto	(g)
	160163	ST2N/10x1000AHL	1	725	Ditto	(g)
F	160005	H2-10x385 KAHL	2	270	Ditto	(g)
	160161	ST2N/10x385 KAHL	2	725	Ditto	(g)
G	150007	DIN2353 ST.GTEL10	2	276	Coupling piece	(g)
H	150008	DIN2352 ST.GTEL12	4	276	Ditto	(g)
J	150009	DIN2353 ST.GT.QL12	3	276	T-connecting	(g)
K	090006	HY/ZEB 16CL2	1	276	Pump	(g)
L	090008	HY/S20VC6/85.A11	1	276	Valve	(g)
M	090007	HY/S01C 6/60A7	1	276	Valve	(g)
N	150106	WRV 14P19Z	9	276	Coupling piece	(g)
P		WRV 14S9Z	4	264	Ditto	
	150105	WRV 14P18Z	4	675	Ditto	
1	482168	MZ 295011	1	276	Support	
2	100016	DIN934-M10	20	276	Hex nut	
3	290067	N72 178.20.1	1	264	Pulley	
	290138		1	675	Ditto	
4	120109	DIN933-M10x20	8	276	Cap screw	
5	140045	DIN127-A10	12	276	Lockwasher	
6	140017	DIN126-11,5	10	276	Washer	
7	120111	DIN933-M10x30	4	276	Cap screw	
8	482171	MZ 295012	1	276	Plate	
9	482172	MZ 295015	1	243	Support	
	489782		1	737	Support	
10	390026	S112-13.82.72	1	276	Taper pin	
11	130006	DIN94-4x20	2	276	Cotter pin	
12	120188	MZ 264030	1	276	Screw	
13	120090	DIN931-M16x50	8	276	Cap screw	
14	482943	MZ 564003	4	276	Support plate	
15	140048	DIN127-A16	10	276	Lockwasher	
16	100020	DIN934-M16	10	276	Hex nut	
17	130014	DIN94-6x40	8	276	Cotter pin	
18	390035	S112-25.100.83	2	257	Taper pin	
18	390037	S112-25.121.105	2	570	Ditto	
18	390058		2	675	Ditto	
19	482939	MZ 564001	2	276	Bushing	
20	180028	N50-65.260.14	2	276	Spring	
	180092		2	725	Spring	(f)

Voor kanaalbreedte a 2,5 m - 8'2"  
 For cutterbar b 2,85 m - 9'4"  
 Pour barre de coupe c 3,00 m - 9'10"  
 Für Schneidwerk d 3,60 m - 11'10"  
 e 4,20 m - 13'10"  
 f 5,40 m - 17'10"

Code 243 : 501001 - 905999  
 257 : 501001 - 652999  
 264 : 501001 - 753999  
 270 : 501001 - 834999  
 276 : 501001 - 925999  
 441 : 582001 - 925999  
 558 : 663999 - 753999

Code 570 : 663001 - 925999  
 675 : 764001 - 925999  
 723 : 845999 - 905999  
 725 : 845999 - 925999  
 737 : 905999 - 925999  
 739 : 915999 - 925999  
 744 : 501001 - 632230  
 745 : 632231 - 925999

(g) Voor onderdelen, zie afzonderlijke groep  
 Pour pièces de rechange, voir groupe séparé  
 For spare parts, see separate group  
 Für Ersatzteile, siehe separate Gruppe



- N
- 64
- 65
- 66
- 67
- P
- 67
- 67

HYDRAULISCHE UITRUSTING-ALGEMEEN SCHEMA-EQUIPEMENT HYDRAULIQUE-SCHEMA GENERAL  
 HYDRAULIC EQUIPMENT-GENERAL SCHEMA-HYDRAULIKANLAGE-ALGEMEINES SCHEMA 501001-925999

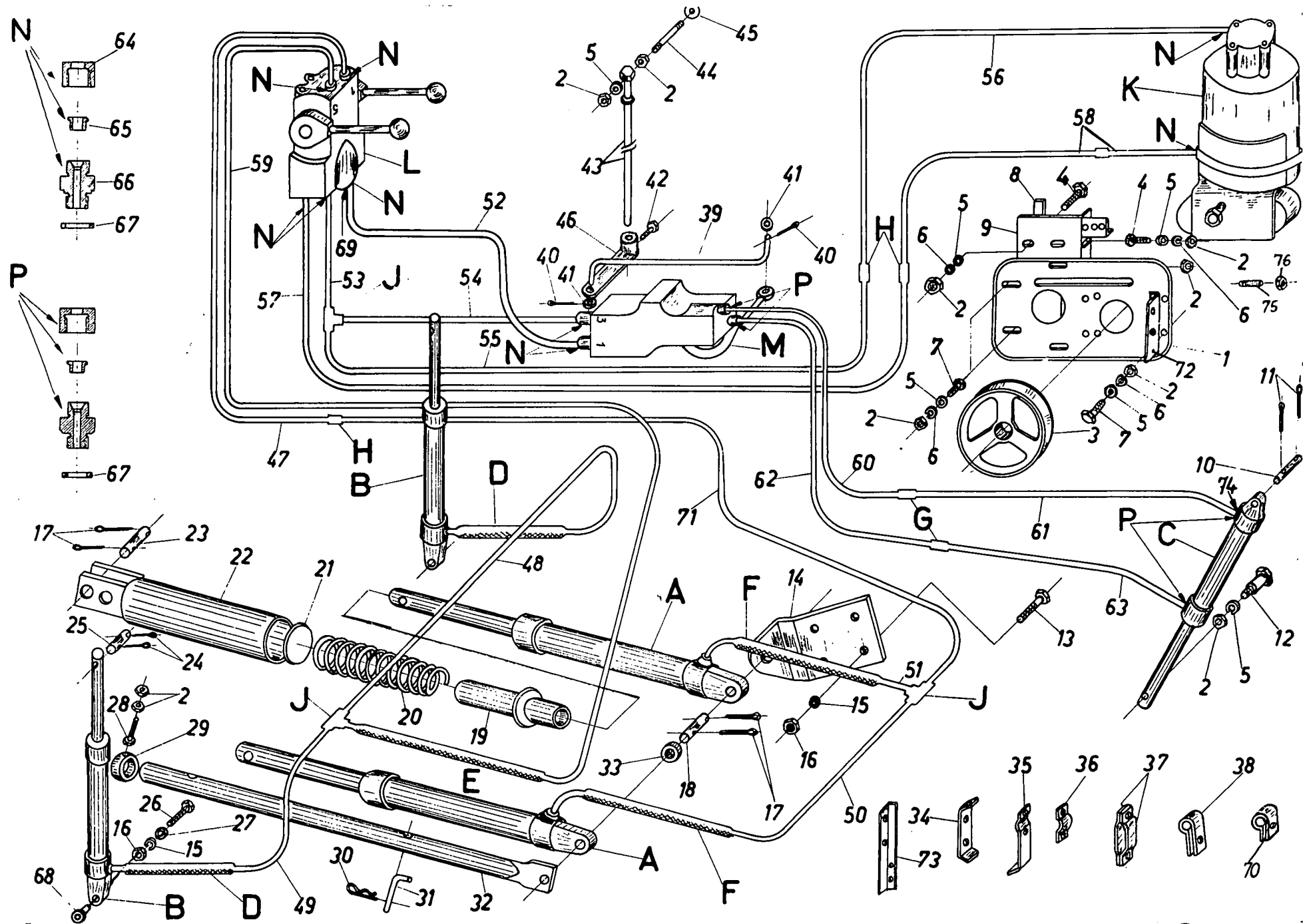
Fig.	Order ref.	Old reference	Qty.	Code	Description	N.B.
21	250071	S130-78.6	16	276	Washer	
22	489375	MZ 564002	2	257	Telescopic pipe	
	482947	MZ 565853	2	558	Ditto	
	485979		2	675	Ditto	
	488417		2	723	Ditto	(f)
	488101		2	739	Ditto	(f)
23	390033	S112-25.80.63	2	257	Taper pin	
		MZ 565054	2	570	Ditto	
	390056		2	675	Ditto	
24	130008	DIN94-4x30	4	264	Cotter pin	
	130007	DIN94-4x25	4	675	Ditto	
25	390028	S112-16.60.50	2	264	Taper pin	
	390055		2	675	Ditto	
26	120092	DIN931-M16x70	2	276	Cap screw	
27	140090	S13-16,5-30-2	2	276	Washer	
28	120072	DIN931-M10x70	2	276	Cap screw	
29	200056	MZ 564052	2	276	Ring	
30	180042	N53-4.1	2	276	Spring	
31	482946	MZ 564051	2	276	Jack pin	
32	482944	MZ 564050	2	276	Pipe	
33	140022	DIN126-27	2	276	Washer	
34	330015	N3-64.30.1	2	276	Clamp	
35	330008	N3-12.30.1	2	276	Clamp	
36	330007	N3-12.25.3	2	276	Clamp	
37	330006	N3-12.25.1	2	276	Ditto	
38	330005	N3-12.20.2	6	276	Ditto	
39	340045	MZ 264022	1	276	Rod	
40	130003	DIN94-3x20	2	276	Cotter pin	
41	140016	DIN126-9.5	2	276	Washer	
42	120145	MZ 264028	1	276	Set screw	
43	484328	MZ 265025	1	276	Rod	
44	110069	MZ 265026	1	276	Stud	
45	330023	SPHE 6SX	1	257	Knop	
	330021	S95-40.8	1	570	Knop	
46	485475	MZ 264027	1	276	Lever	
47	160058	MZ 294080	1	257	Oil pipe L = 3475 mm	
	160094	MZ 296680	1	570	Ditto L = 2374 mm	
48	160063	MZ 25.294083	1	264	Ditto L = 2170 mm	(a)
	160165		1	675	Ditto L = 2390 mm	(a)
	160173		1	675	Ditto L = 2655 mm	(b)
	160064	MZ 30.294083	1	264	Ditto L = 2400 mm	(c)
	160166		1	675	Ditto L = 2680 mm	(c)
	160065	MZ 36.294083	1	264	Ditto L = 2630 mm	(d)
	160144		1	675	Ditto L = 2830 mm	(d)
	160066	MZ 42.294083	1	264	Ditto L = 2980 mm	(e)
	160145		1	675	Ditto L = 3190 mm	(e)

Voor kanaalbreedte a 2,5 m - 8'2"  
 For cutterbar b 2,85 m - 9'4"  
 Pour barre de coupe c 3,00 m - 9'10"  
 Für Schneidwerk d 3,60 m - 11'10"  
 e 4,20 m - 13'10"  
 f 5,40 m - 17'10"

Code 243 : 501001 - 905999  
 257 : 501001 - 652999  
 264 : 501001 - 753999  
 270 : 501001 - 834999  
 276 : 501001 - 925999  
 441 : 582001 - 925999  
 558 : 663999 - 753999

Code 570 : 663001 - 925999  
 675 : 764001 - 925999  
 723 : 845999 - 905999  
 725 : 845999 - 925999  
 737 : 905999 - 925999  
 739 : 915999 - 925999  
 744 : 501001 - 632230  
 745 : 632231 - 925999

(g) Voor onderdelen, zie afzonderlijke groep  
 Pour pièces de rechange, voir groupe séparé  
 For Spare parts, see separate group  
 Für Ersatzteile, siehe separate Gruppe





HYDRAULISCHE UITRUSTING-ALGEMEEN SCHEMA - EQUIPEMENT HYDRAULIQUE-SCHEMA GENERAL  
 HYDRAULIC EQUIPMENT-GENERAL SCHEMA - HYDRAULIKANLAGE-ALGEMEINES SCHEMA 501001-925999

Fig.	Order ref.	Old reference	Qty.	Code	Description	N.B.	
49	160146		1	675	Oil pipe L = 3890 mm	(f)	
	160059	MZ 25.294082	1	<del>624</del> 264	Ditto L = 1130 mm	(a)	
	160167		1	675	Ditto L = 1460 mm	(b)	
	160174		1	675	Ditto L = 1480 mm	(a)	
	160060	MZ 30.294082	1	264	Ditto L = 1290 mm	(c)	
	160168		1	675	Ditto L = 1610 mm	(c)	
	160061	MZ 36.294082	1	264	Ditto L = 1540 mm	(d)	
	160147		1	675	Ditto L = 1990 mm	(d)	
	160062	MZ 42.294082	1	264	Ditto L = 1940 mm	(e)	
	160148		1	675	Ditto L = 2280 mm	(e)	
	160149		1	675	Ditto L = 2840 mm	(f)	
	50	160052	MZ 294074	1	276	Ditto L = 980 mm	
	51	160049	MZ 294071	1	276	Ditto L = 220 mm	
	52	160051	MZ 294073	1	276	Ditto L = 665 mm	
53	160050	MZ 294072	1	276	Ditto L = 535 mm		
54	160048	MZ 294070	1	276	Ditto L = 70 mm		
55	160054	MZ 294076	1	276	Ditto L = 1530 mm		
56	160057	MZ 294079	1	276	Ditto L = 2560 mm		
57	160055	MZ 294077	1	276	Ditto L = 2015 mm		
58	030278		1	276	Ditto compl.		
59	160053	MZ 294075	1	276	Ditto L = 1340 mm		
60	160044	MZ 294060	1	276	Ditto L = 1260 mm		
61	160047	MZ 294063	1	276	Ditto L = 2040 mm		
62	160045	MZ 294061	1	276	Ditto L = 1310 mm		
63	160046	MZ 294062	1	276	Ditto L = 1920 mm		
64	100043	DIN3870-AL12	9	276	Nut		
65	150015	DIN38 -L12	9	276	Connecting piece		
66	150106	WRV 14S 1X	9	264	Ditto		
	220050	NR V212/12X	9	675	Ditto		
67	220050	NMR49/7X	17	276	Gasket		
68	200053	MZ 543903	2	441	Bushing		
69	140074	S13-3,5.12.1	1	441	Washer		
70	330004	N3-12.20.1	2	570	Clamp		
71	160095	MZ 296681	1	570	Oil pipe L = 1042 mm		
72	487109		1	570	Support		
73	484726	MZ 296825	1	570	Ditto		
74	140187	MZ 294020	1	570	Washer		
75	110039		1	739	Stud		
76	100016		1	739	Washer		

Voor kanaalbreedte a 2,5 m - 8'2"  
 For cutterbar b 2,85 m - 9'4"  
 Pour barre de coupe c 3,00 m - 9'10"  
 Für Schneidwerk d 3,60 m - 11'10"  
 e 4,20 m - 13'10"  
 f 5,40 m - 17'10"

Code 243 : 501001 - 905999  
 257 : 501001 - 652999  
 264 : 501001 - 753999  
 270 : 501001 - 834999  
 276 : 501001 - 925999  
 441 : 582001 - 925999  
 558 : 663999 - 753999

Code 570 : 663001 - 925999  
 675 : 764001 - 925999  
 723 : 845999 - 905999  
 725 : 845999 - 925999  
 737 : 905999 - 925999  
 739 : 915999 - 925999  
 744 : 501001 - 632230  
 745 : 632231 - 925999

(g) Voor onderdelen, zie afzonderlijke groep  
 Pour pièces de rechange, voir groupe séparé  
 For spare parts, see separate group  
 Für Ersatzteile, siehe separate Gruppe

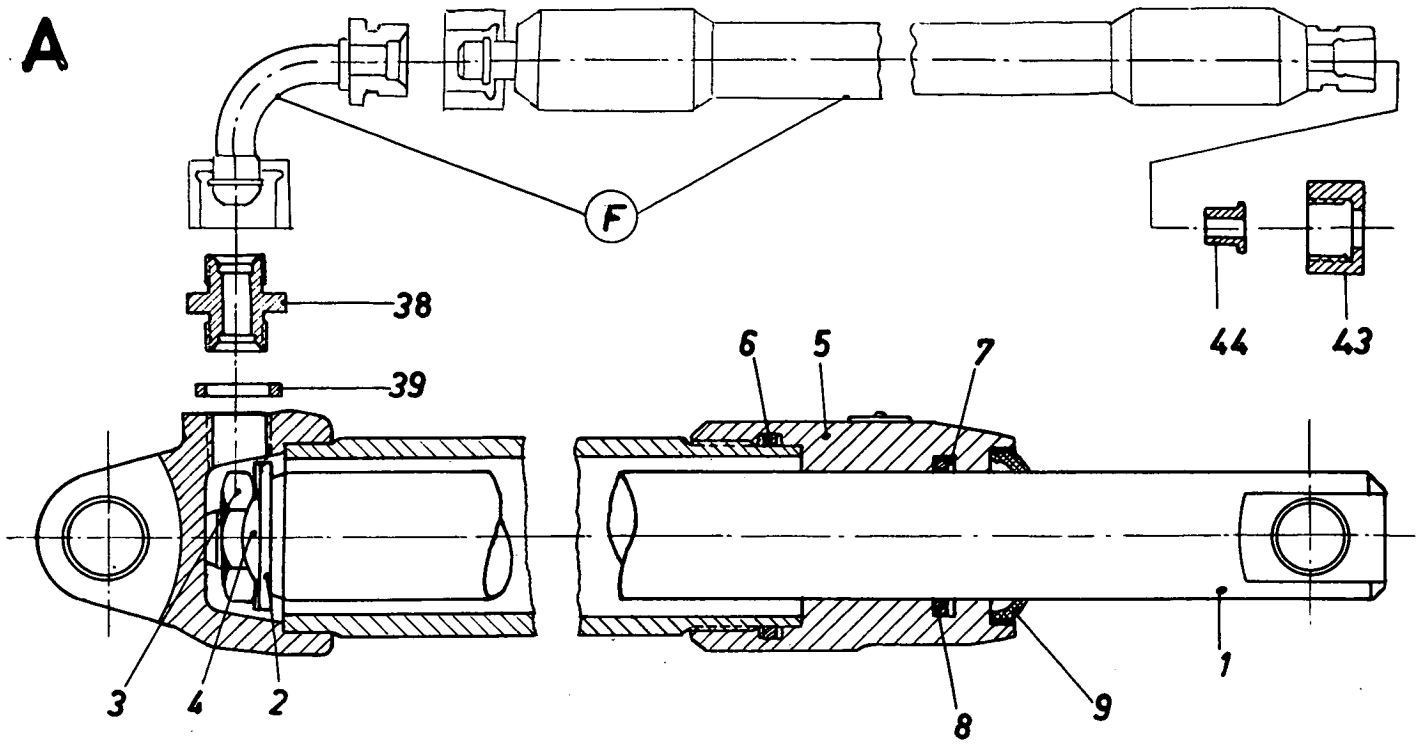
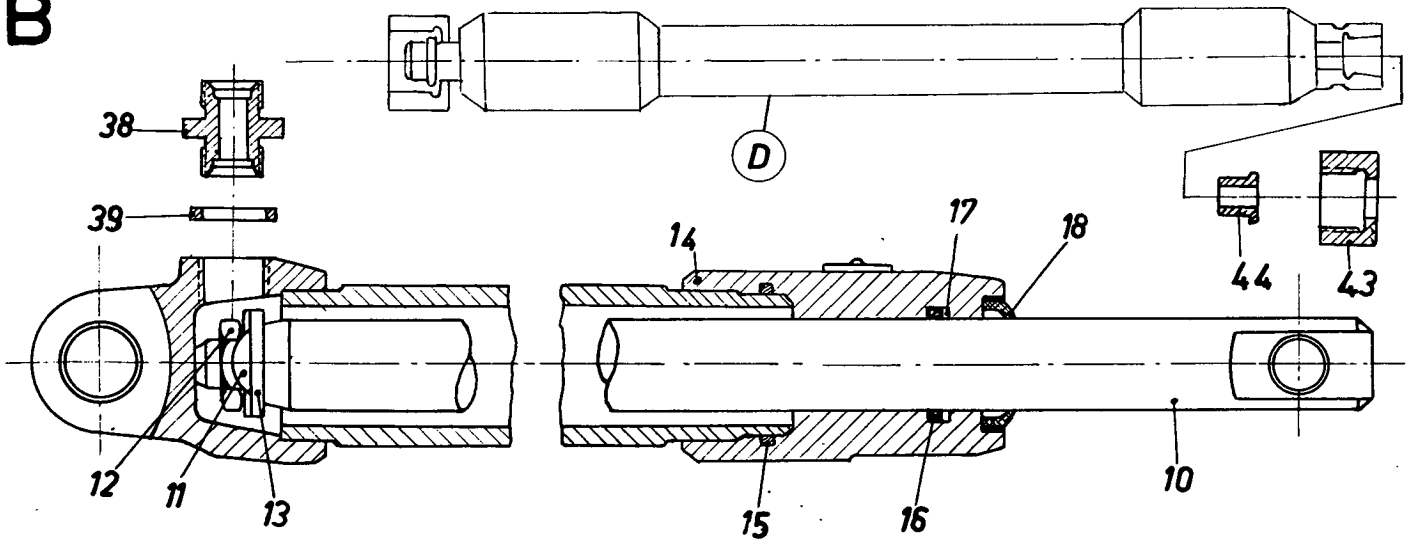
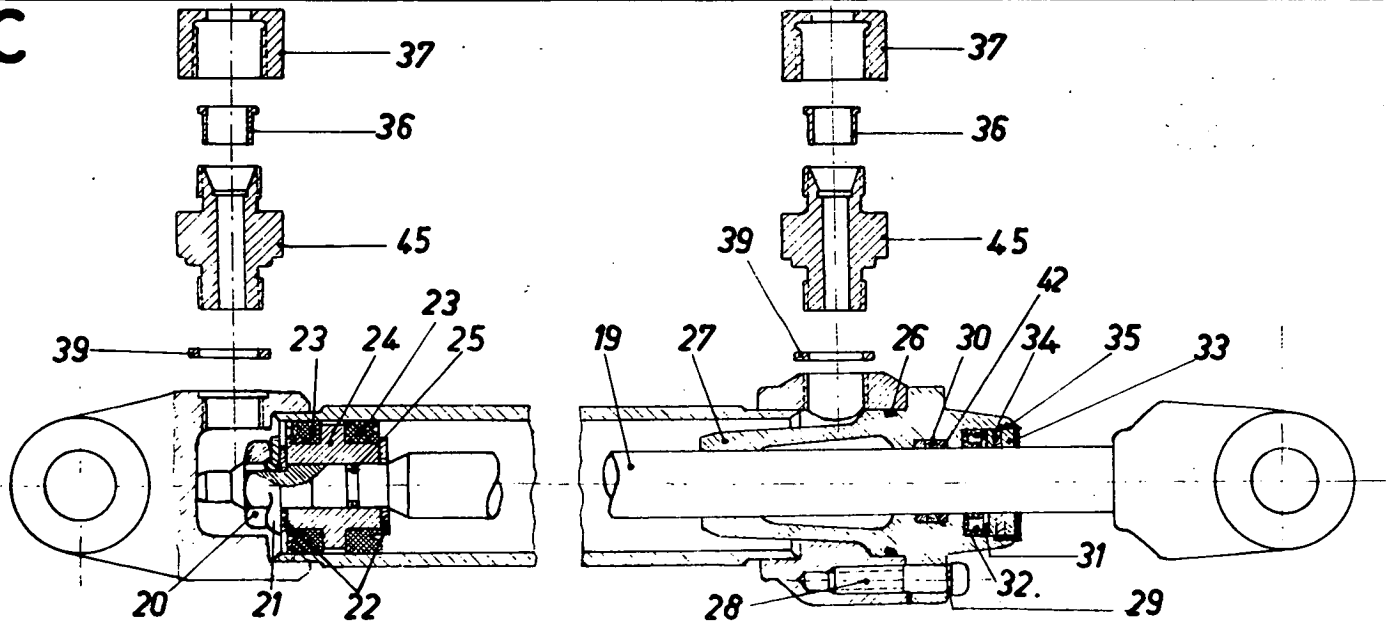
**A****B****C**

Fig.	Order ref.	Old reference	Qty.	Code	Description	N.B.
A		HY/CEV40/380A3	2	7	Cylinder	incl.fig.1,2,3,4,5,6,7,8,9
1	489552	HYKB31P3X833	1	7	Plunger rod	
2	140260	HYMS1P7x314	1	7	Thrust washer	
3	100033	DIN936-M24x1,5	1	7	Nut	
4	140267	HYMS 31P1X314	1	7	Washer	
5	489776	HYMB31P1X314	1	7	Bushing	
6	220090	NNR81/53X	1	7	Ring	
7	220098	WNS14/P15X	1	7	Seal washer	
8	220161	WNR40P78X	1	7	Seal ring	
9	220144	HYNR2P2Z	1	7	Oil ring	
B		HY/CEV25/200A4	2	7	Cylinder	incl.fig.10,11,12,13,14,15,16,17,18
10	489553	HYKB33P2X	1	7	Plunger rod	
11	140073	DIN462- Ø14	1	7	Washer	
12	100065	DIN936-M14x1,5	1	7	Nut	
13	140261	HYMS1P8X314	1	7	Washer	
14	489557	HYMB34P1X314	1	7	Bushing	
15	220162	WNR40P83X	1	7	Seal ring	
16	220083	WNR40P62X	1	7	Ditto	
17	220096	WNS14P10X	1	7	Ditto	
18	220145	HYNR2P3Z	1	7	Oil ring	
C		HY/CUM40/160/2	1	7	Cylinder	incl.fig.19 thru 35,42
19	260003	HYKB 7P9Z	1	7	Plunger rod	
20	100065	DIN936-M14x1,5	1	7	Nut	
21	140073	DIN462-Ø14	1	7	Washer	
22	140214	WMS15P6x314	2	7	Washer	
23	220117	WNR50P7X	2	7	Plunger ring	
24	489775	<del>HYMB20P1x314</del>	1	7	Plunger	
25	220082	WNR40P61X	1	7	Seal ring	
26	220080	WNR40G6X	1	7	Ditto	
27	489775	HYMB20P1X314	1	7	Bushing	
28	120163	DIN912-M8x25	4	7	Cap screw	
29	322358	DIN127-B8	4	7	Lockwasher	
30	220081	WNR40P60X	1	7	Seal ring	
31	140276	WMS22P34X314	1	7	Washer	
32	220152	WNR6P22Z	1	7	Seal ring	
33	220166	WNS14P7X	2	7	Washer	
34	140275	WMS22P33X314	1	7	Washer	
35	310181	HYDE27P1X314	1	7	Cover	
36	150014	ERMETO d 10 L	6	7	Cone	
37	100042	ERMETO m 10-8	6	7	Nut	
38	150020	NRV57/1x314	4	7	Connecting piece	
39	220050	NMR49/7X	17	7	Gasket	

HYKB - 23P5x314

Code 7 : 409001 - 490999

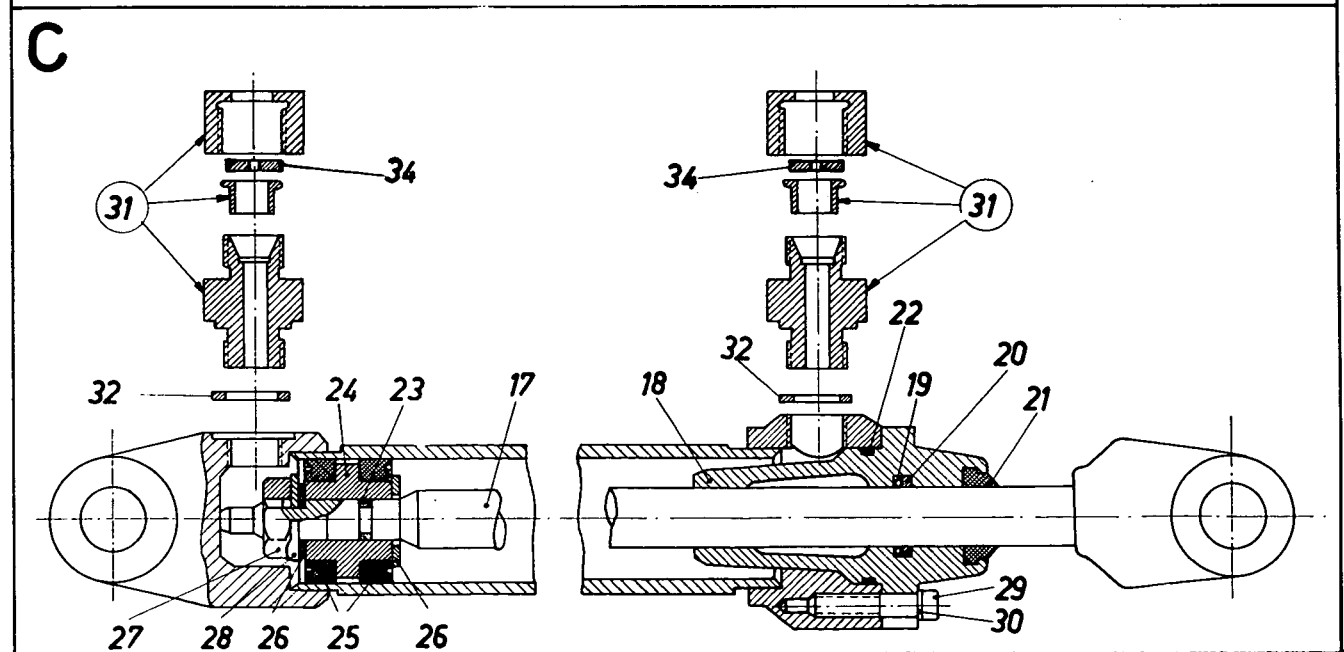
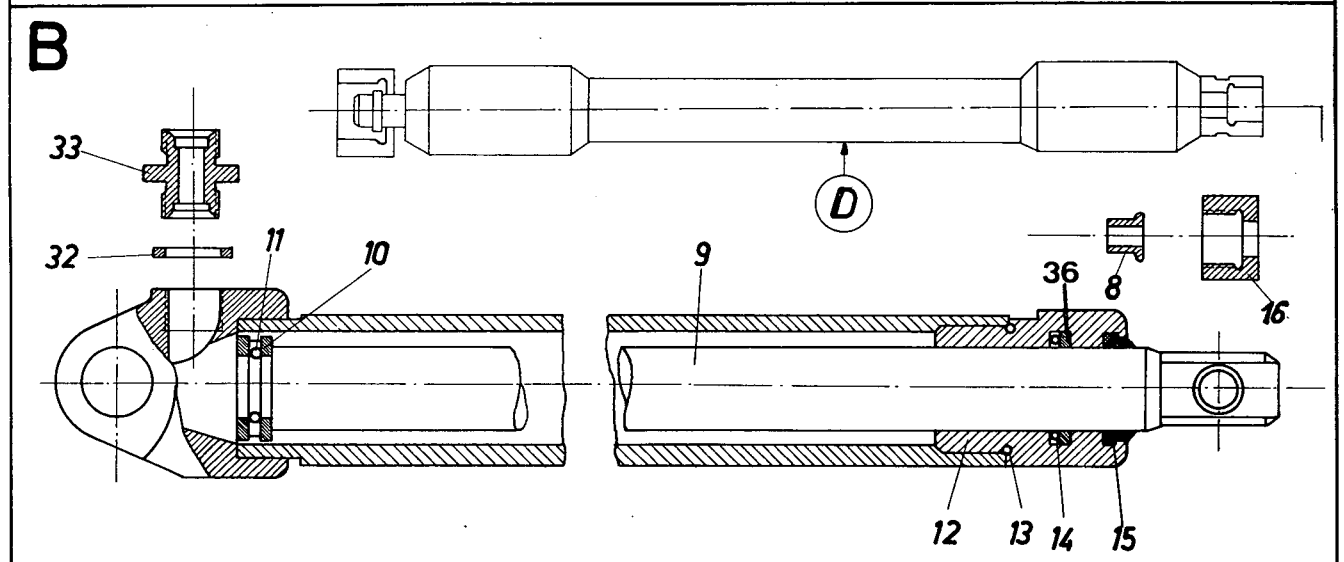
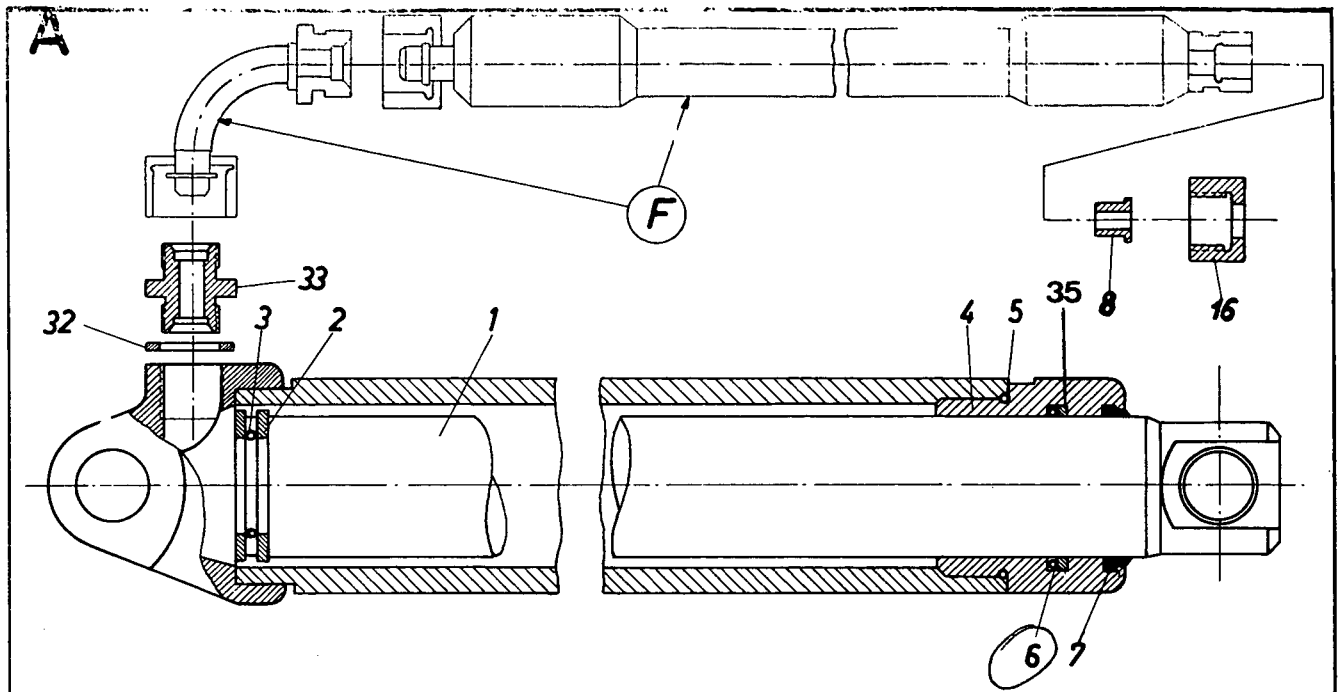


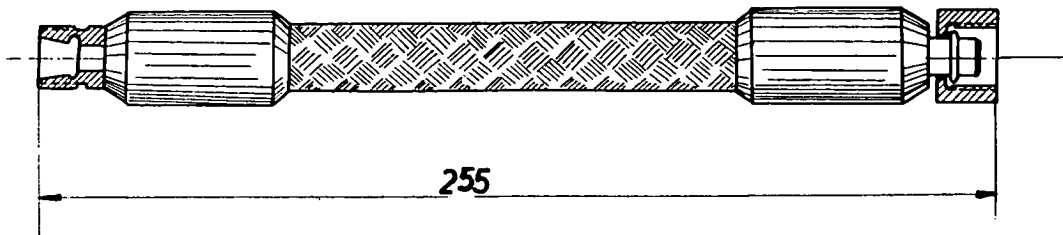
Fig.	Order ref.	Old reference	Qty.	Code	Description	N.B.
A		HY/CEV40/380B3	2	744	Cylinder	incl.fig.1,2,3,4,5,6,7,8 Ditto
	090009	HY/CEV40/380C3	2	745	Cylinder	
1	<del>090009</del>	HYKB.36P.3Z <del>282004</del>	1	276	Plunger rod	
2	480056	HYMR 31P3X	1	276 -	Washer	
3	480043	HYBF5P4X	1	276 -	Ring	
4	480054	HYMB30P3X314	1	744	Bushing	
	481283	HYMB30P10X	1	745	Ditto	
5	220057	NNR81/50X	1	276 -	Seal ring	
6	220161	NNR80/45X	1	744	Ditto	
	140212	HYNR7P 3X	1	745	Seal washer	
7	220030	HYNR4P7X	1	276 -	Oil ring	
8	150015	DIN3861-L12	4	276	Cone	
B		HY/CEV25/200B4	2	744	Cylinder	incl.fig.9,10,11,12,13, 14,15,16 Ditto
	090084	HY/CEV25/200C4	2	745	Cylinder	
9	090084	HYKB36P7Z	1	276 -	Plunger rod	
10	480057	HYMR31P4X	1	276 -	Thrust washer	
11	480044	HYBF5P5X	1	276 -	Ring	
12	480052	HYMB30P4X314	1	744	Bushing	
	481284	HYMB30P11X	1	745 X	Ditto	
13	220055	NNR81/38X	1	276 -	Seal ring	
14	220083	WNR40P62X	1	744	Ditto	
	140213	HYNR7P1X	1	745 X	Seal washer	
15	229031	HYNR4P8X	1	744	Oil ring	
	220118	HYNR4P3X	1	745 X	Ditto	
16	100043	DIN3870-AL12	4	276 -	Nut	
C	090011	HY/CUM40/160A2	1	276	Cylinder	incl.fig.17 thru 30
17	260003	HYKB7P9Z	1	276	Plunger rod	
18	480051	HYMB20P2X314	1	276	Bushing	
19	220081	WNR40P60X	1	276	Seal ring	
20	220095	WNS14P8X	1	276	Seal washer	
21	220028	HYNR4P2X	1	276	Oil ring	
22	220080	WNR40G6X	1	276	Seal ring	
23	220082	WNR40P61X	1	276	Ditto	
24	480049	HYKB23P5X314	1	276	Plunger	
25	220117	WNR50P7X	2	276	Seal ring	
26	140214	WMS15P6X314	2	276	Washer	
27	100065	DIN936-M14x1,5	1	276	Nut	
28	140073	DIN462-14	1	276	Washer	
29	120163	DIN912-M8x25	4	276	Screw	
30	322358	DIN127-B8	4	276	Lockwasher	
31	150105	WRV14P18Z	4	276	Connecting piece	
32	220050	NMR49/7X	17	276	Sealing	
33	150020	DIN7611-10	4	276	Nipple	
34	140187	MZ 294020	2	276	Washer	
35	220098	WNS14P15X	1	744	Seal washer	
36	220096	WNS14P10X	1	744	Ditto	

Code 276 : 501001 - 925999

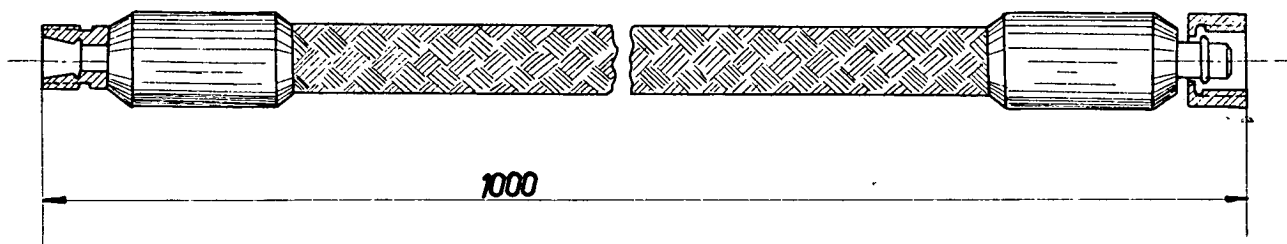
744 : 501001 - 632230

745 : 632231 - 925999

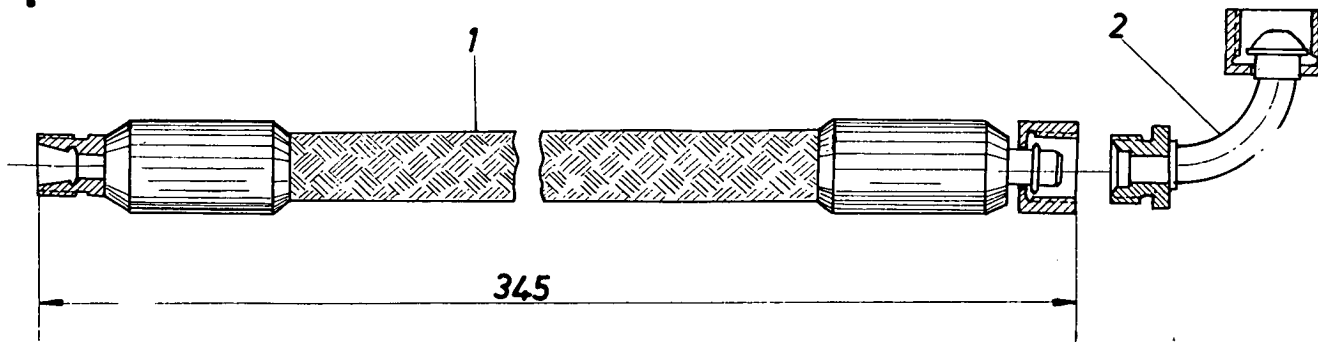
D



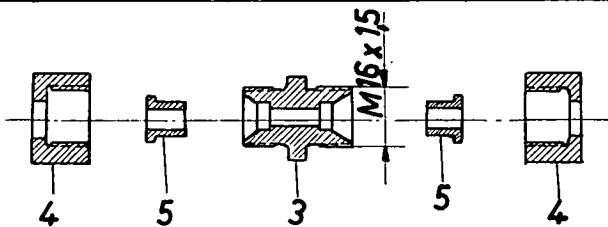
E



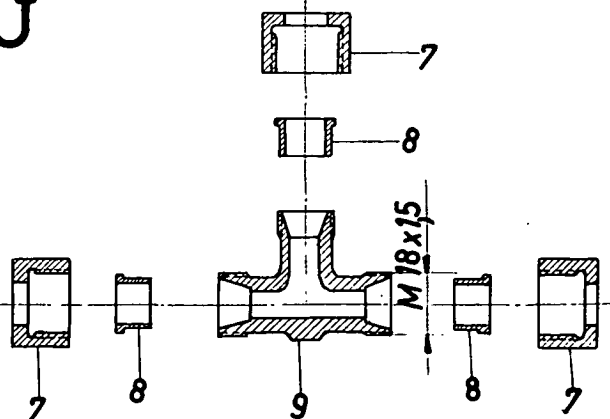
F



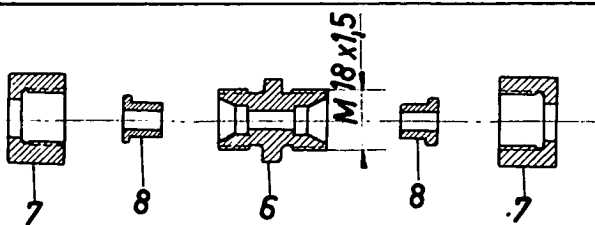
G



J



H



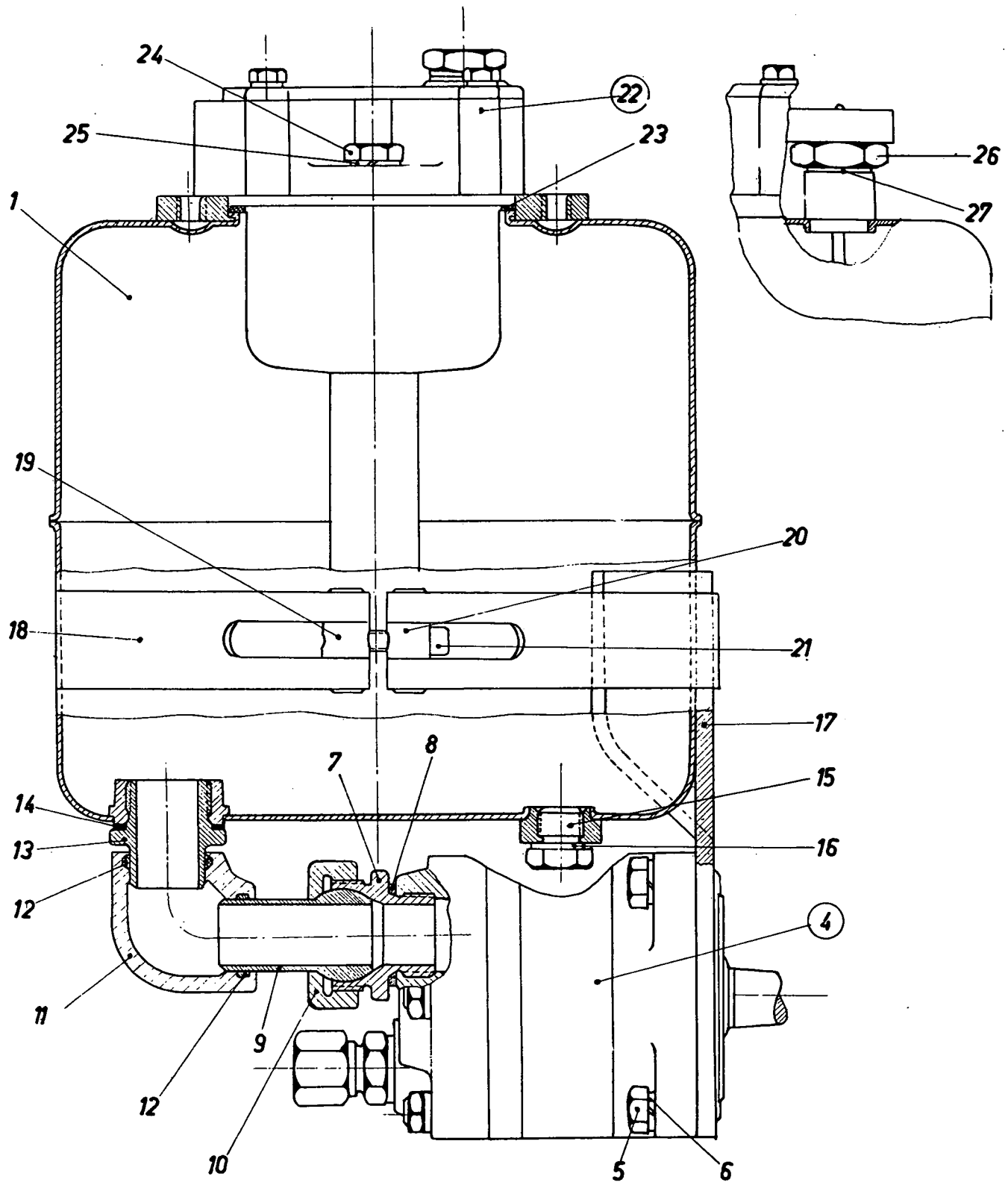
HOGE-DRUKSLANGEN - HYDRAULIC HOSES  
 TUYAUX FLEXIBLES - HOCHDRUCKSCHLÄUCHE

409001 - 925999

Fig.	Order ref.	Old reference	Qty.	Code	Description	N.B.
D	160162	ST2N/10x255AHL	2	38	Hose	
E	160163	ST2N/10x1000AHL	1	38	Ditto	
F	160161	ST2N/10x385KAHL	2	38	Ditto	
1	160164	ST2N/10x345AHL	2	38	Ditto	
2	150004	8,25-10.18.11	2	38	Elbow	
G	150007	DIN2353 ST.GT.EL 10	2	38	Connecting piece	incl.fig.3,4,5
3	150017	DIN3902-L10	2	38	Ditto	
4	100042	DIN3870-AL10	4	38	Nut	
5	150014	DIN3861-L10	4	38	Cone	
H	150008	DIN2353ST.GT.EL 12	2	38	Connecting piece compl.	incl.fig.6,7,8
6	1500018	DIN3902-L12	2	38	Ditto	
7	100043	DIN3870-AL12	4	38	Nut	
8	150015	DIN3861-L12	2	38	Cone	
J	150009	DIN2353ST.GT.QL 12	3	38	T-connection compl.	incl.fig.7,8,9
9	150019	DIN3908-L12	3	38	Ditto	

Code 38 : 409001 - 925999

K





HYDRAULISCHE POMP, RESERVOIR EN FILTER  
 POMPE HYDRAULIQUE, RESERVOIR D'HUILE ET FILTRE  
 HYDRAULIC PUMP, OIL TANK AND FILTER  
 HYDRAULIKPUMPE, OELBEHÄLTER UND FILTER

090006 (HY/ZEB 16CL2)

409001 - 925999

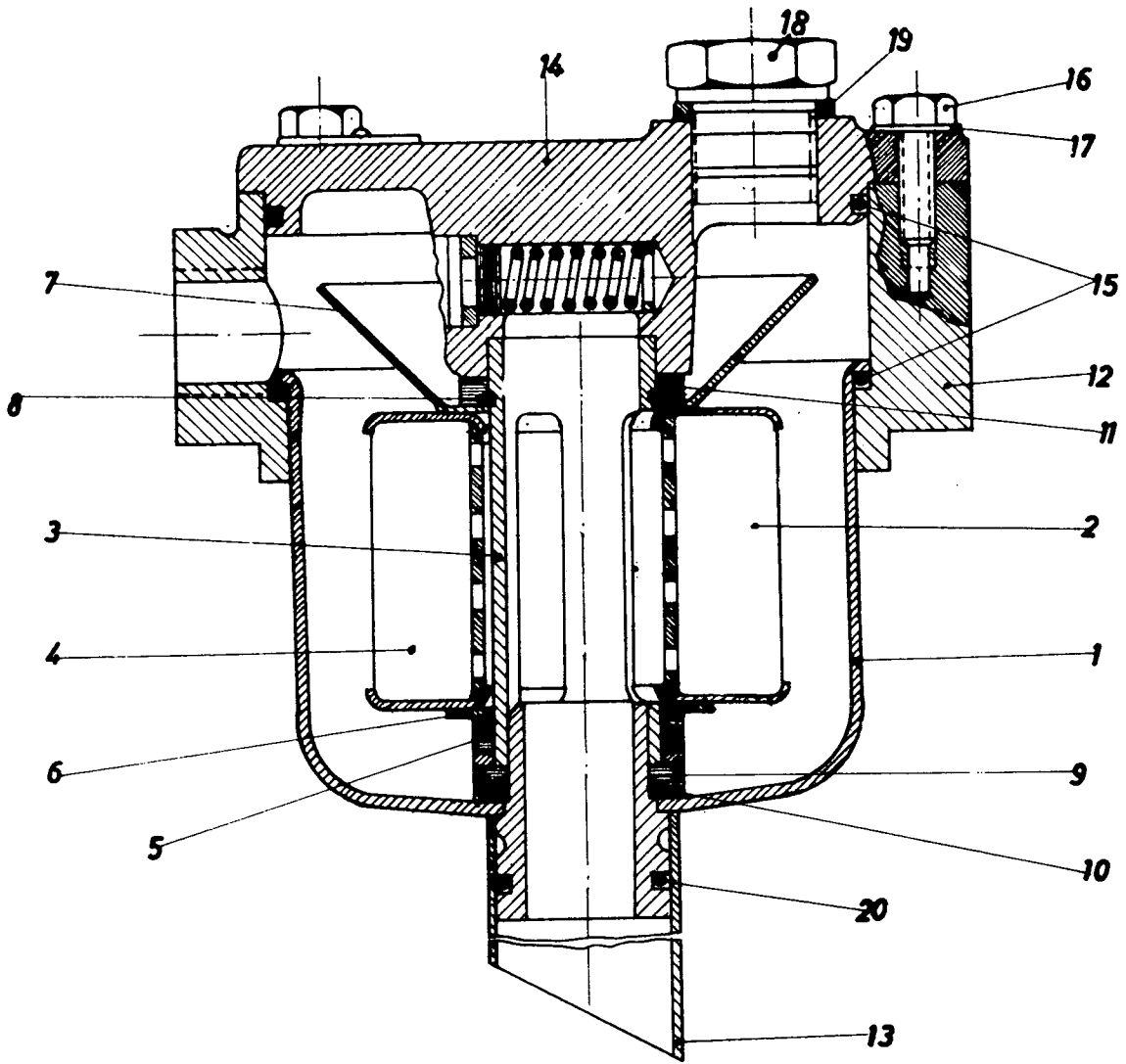
Fig.	Order ref.	Old reference	Qty.	Code	Description	N.B.	
1	090035	HYBH3P410x314	1	38	Oil tank complete	(a)	
4	090036	HY/ZE16CL12 -	1	38	Hydraulic pump		
5	120161	DIN933-M8x25	4	38	Cap screw		
6	140205	DIN127-B8	4	38	Lockwasher		
7	150035	HYRV14S1x314	1	38	Screw coupling		
8	220052	DIN1726-A26x32	1	38	Seal ring		
9	150031	HYRV15P2x314	1	38	Seal cone		
10	100045	HYMU2S1x314	1	38	Socket nut		
11	150029	HYRV12P2x314	1	38	Bend		
12	220091	WNR40S34X	2	38	Seal ring		
13	150030	HYRV13P2x314	1	38	Pipe connection		
14	220052	DIN1726-A26x32	1	38	Seal ring		
15	150080	WVU1P2x313	1	38	Plug		
16	220049	DIN1726 A14x18	1	38	Joint washer		
17	480059	HYPT4P2x314	1	38	Support		
18	150028	HYBE3S1x314	1	38	Clamp		
19	110005	HYBO3S1x314	1	38	Tension pin		
20	390003	HYBO3S2x314	1	38	Ditto		
21	120162	DIN912-M6x35	1	38	Screw		
22	090037	FJUE6P1Z	1	38	Filter compl.		(b)
23	220079	WNR13S8X	1	38	Seal ring		
24	120160	DIN933-M8x22	2	38	Cap screw		
25	322358	DIN127-B8	2	38	Lockwasher		
26	332658	FJSJ-36P2Z	1	38	Air filter		
27	220050	DIN7603-A18x22	1	38	Joint washer		

*WNR 84 81 / 24 X*

(a) Zie afzonderlijke groep : hydraulische pomp  
 See separate group : hydraulic pump  
 Voir groupe séparé : pompe hydraulique  
 Sehe einzelne Gruppe : Hydraulikpumpe

(b) Zie afzonderlijke groep : filter  
 See separate group : filter  
 Voir groupe séparé : filtre  
 Sehe einzelne Gruppe : Filter

Code 38 : 409001 - 925999

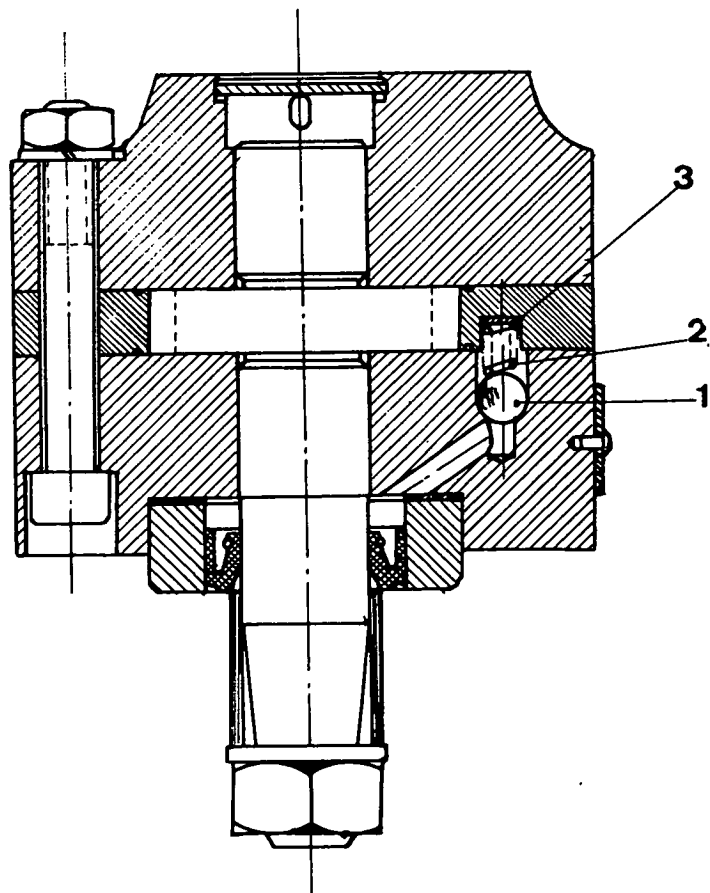
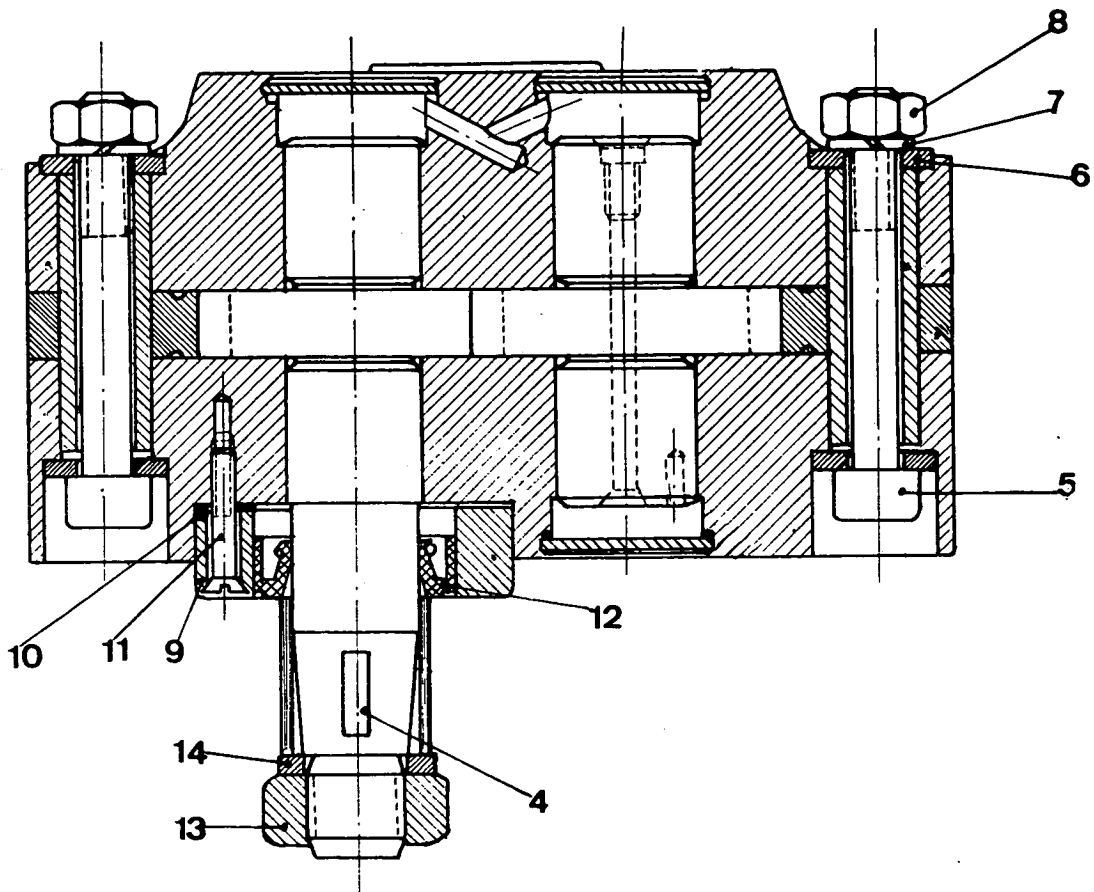


FILTER VOOR HYDRAULISCHE POMP – FILTER FOR HYDRAULIC PUMP  
 FILTRE POUR POMPE HYDRAULIQUE – FILTER FÜR HYDRAULIKPUMPE

090037(=FJUE6P1Z) 409001-925999

Fig.	Order ref.	Old reference	Qty.	Code	Description	N.B.
1	480032	FJCE 11S2Z	1	38	Housing	incl.fig.3,4,5,6,7
2	090023	FJSJ 33P1Z	1	38	Filterelement compl.	
3	480035	FJRR 11S1Z-314	1	38	Support pipe	
4	450002	FJSJ 34P1Z	1	38	Filter	
5	220078	WNR 13S4X	1	38	Seal ring	
6	484130	WMS 22S23x314	1	38	Washer	
7	480033	FJMF 1S1x314	1	38	Support	
8	370017	NMR27/5X	1	38	Washer	
9	140173	WNS 12S4X	1	38	Washer	
10	140169	WMS 25Z38X-314	1	38	Washer	
11	140172	WNS 12S3X	1	38	Washer	
12	480030	FJFL 3P1x314	1	38	Flange	
13	480036	FJRR 13S2x314	1	38	Pipe	
14	320004	FJDE 29P1Z	1	38	Filter cover	
15	220088	WNR 40S9X	2	38	Seal ring	
16	120099	DIN933-M6x15	4	38	Cap screw	
17	140067	NMS 12/2x314	4	38	Washer	
18	150079	WVU 1P3x314	1	38	Plug	
19	220050	DIN7603-A18x22	1	38	Seal washer	
20	220089	WNR 40S11X	1	38	Seal ring	

Code 38 : 409001 - 925999



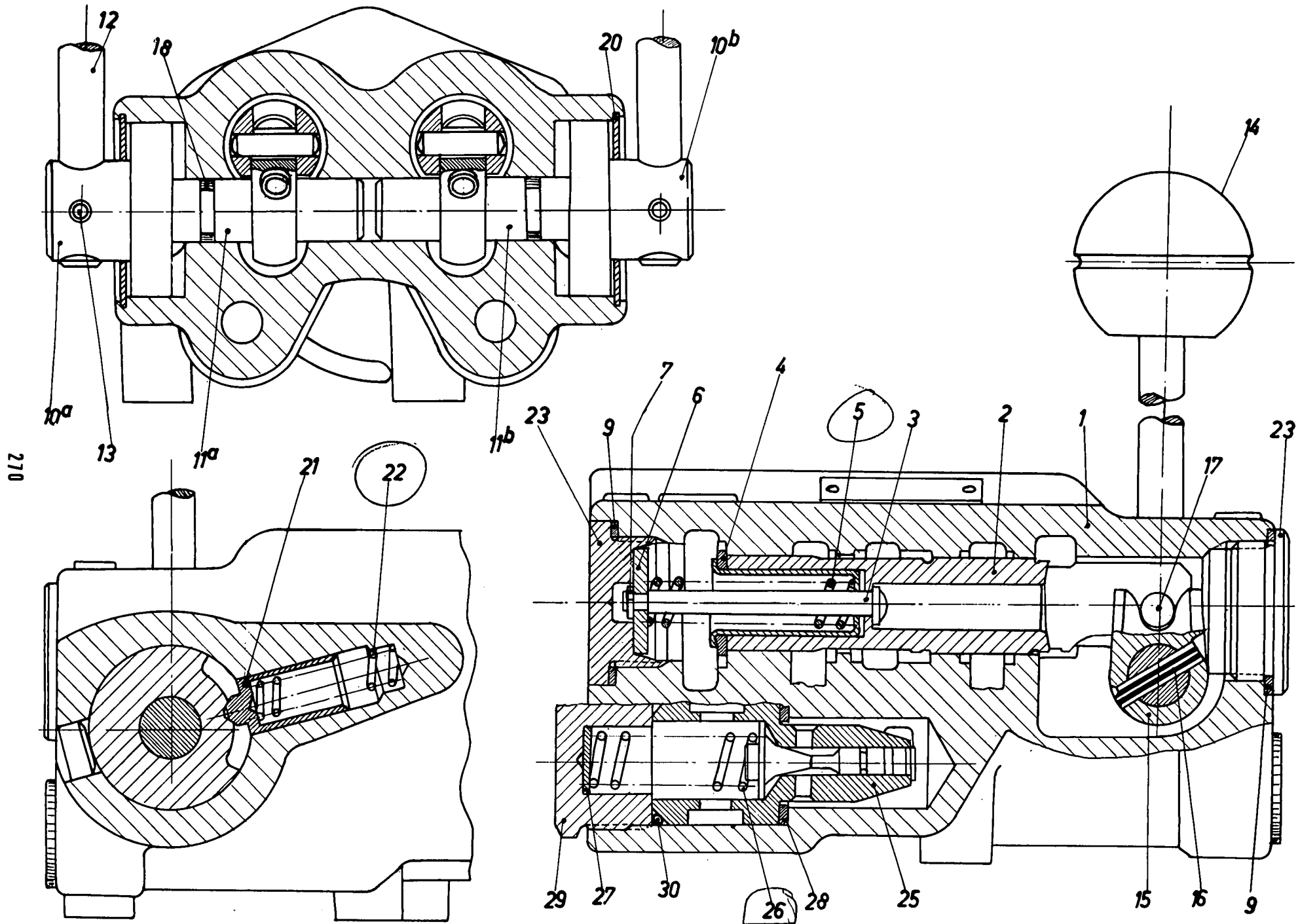
HYDRAULISCHF POMP - HYDRAULIC PUMP  
 POMPE HYDRAULIQUE - HYDRAULIKPUMPE

090036 (=HY/ZE16CL12)

409001 - 925999

Fig.	Order ref.	Old reference	Qty.	Code	Description	N.B.
1	210021	DIN5401-V6,5	1	38	Ball	
2	180056	WSF10P311X	1	38	Spring	
3	140171	WMS521/2X	1	38	Washer	
4	170004	DIN6888-4x6,5	1	38	Key	
5	120164	DIN912-M8x60	6	38	Screw	
6	140166	WMS20P35x314	4	38	Washer	
7	322358	DIN127-B8	6	38	Lockwasher	
8	100015	DIN934-M8	6	38	Nut	
9	200079 -	HYMR.20P.1X	1	32	Center ring	
	200324 -	HYMR.20P-6Z	1	725	Ditto	
10	220032 -	HYNS.1P-2X	1	38	Seal ring	
11	120159	DIN63-M4x22	3	38	Screw	
12	220076 -	WNR.6P.63Z	1	38	Seal ring	
13	100064	DIN934-M14x1,5	1	38	Nut	
14	140030	DIN127-B14	1	38	Lockwasher	

Code 32 : 409001 - 834999  
 38 : 409001 - 925999  
 725 : 845001 - 925999



DUBBELWERKEND STUURVENTIEL – SOUPAPE DE COMMANDE A DOUBLE EFFET  
 MAIN HYDRAULIC CONTROL VALVE – DOPPELWIRKENDES STEUERGERAET

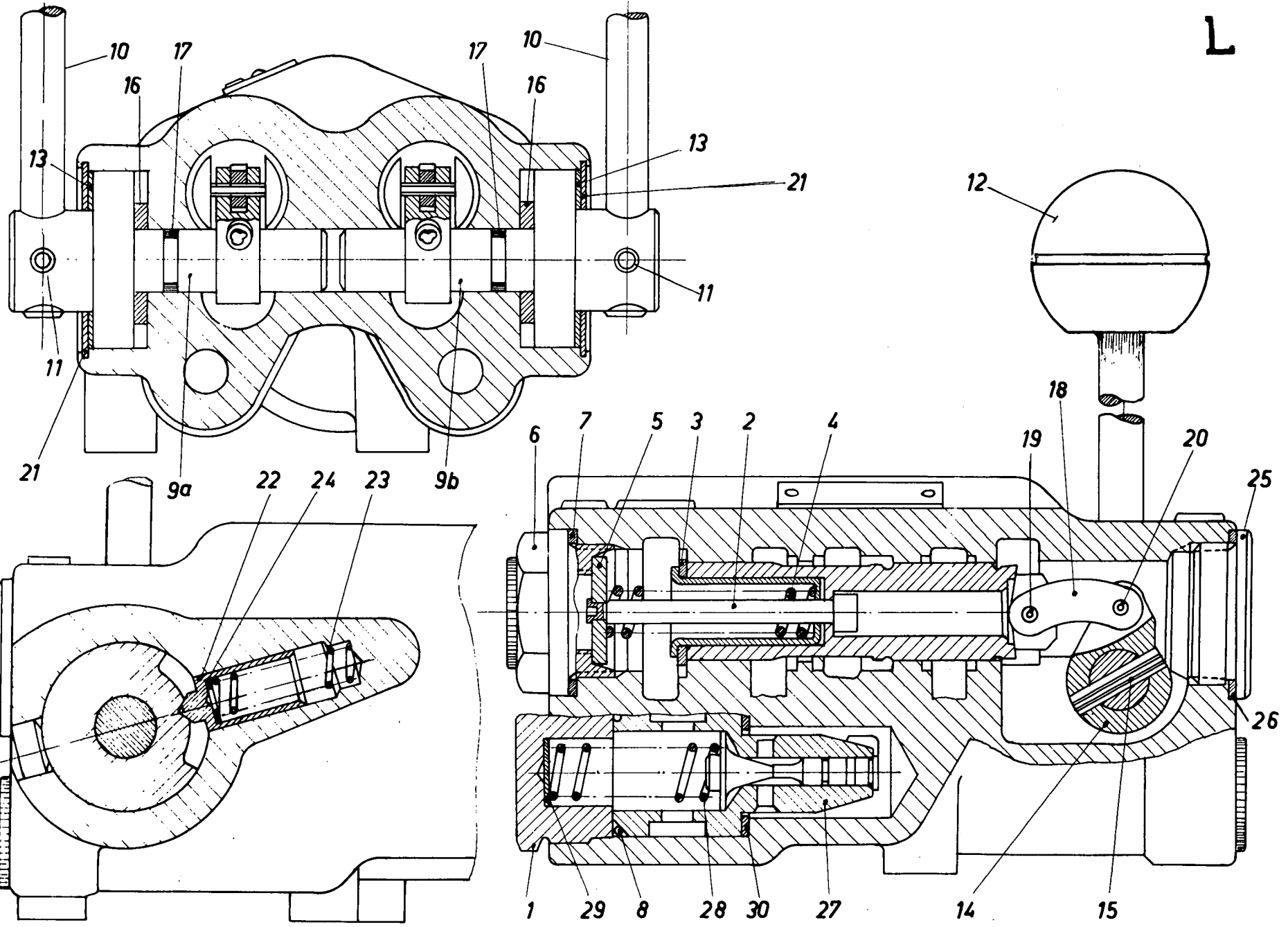
409001 – 490999

Fig.	Order ref.	Old reference	Qty.	Code	Description	N.B.
1						(a)
2						(a)
3						
4	306512	HYBO 9P7X	2	7	Bolt	
5	180060	HYMK 4P1Z	2	7	Case	
6	140174	WSF 11P154	2	7	Spring	
7	370029	WPT 30P2X	2	7	Washer	
8		NMS 662/1X	2	7	Washer	
9	220053	NMR 49/13	4	7	Seal ring	
10a	489546	HYHE 6P20Z	1	7	Lever	incl.fig.11a,12,13,14
10b		HYHE 6P19Z	1	7	Lever	incl.fig.11a,12,13,14
11a		HYAC 17P3Z314	1	7	Shaft	
11b		HYAC 17P2Z314	1	7	Shaft	
12		MZ 293950	2	7	Lever	
13	130060	DIN1481 Ø5x20	2	7	Pin	
14	330023	SPHE 6S2X	2	7	Knob	
15	489554	HYKH 4 P1X	2	7	Carrier	
16	130059	DIN1481 Ø4x20	2	7	Pin	
17	130097	WST 12P49X	2	7	Pin	
18	220085	WNR 40P 69X	2	7	Seal ring	
20	140226	HYMS 12P1x314	2	7	Cover	
21	130056	HYBO 10P1x314	2	7	Pin	
22	180059	WSF 11P124 X	2	7	Spring	
23	150037	HYSR 12P2x314	3	7	Plug	
25	150093	HYVE 10P2Z	1	7	Overpressure valve compl.	
26	180058	WSF 11P112X	1	7	Spring	
27	140165	WMS 5S13X	1	7	Adjusting washer	0,25 mm
	140164	WMS 5S10X	1	7	Ditto	0,50 mm
28	220075	WMS 20P9X	1	7	Seal ring	
29	150036	HYSR 2P4x314	1	7	Plug	
30	220087	WNR 40S7X	1	7	Seal washer	

(a) Niet leverbaar als onderdeel  
 Not furnished as spare part  
 Non livrable comme pièce de rechange  
 Nicht lieferbar als Ersatzteil

Code 7 : 409001 - 490999

L



212

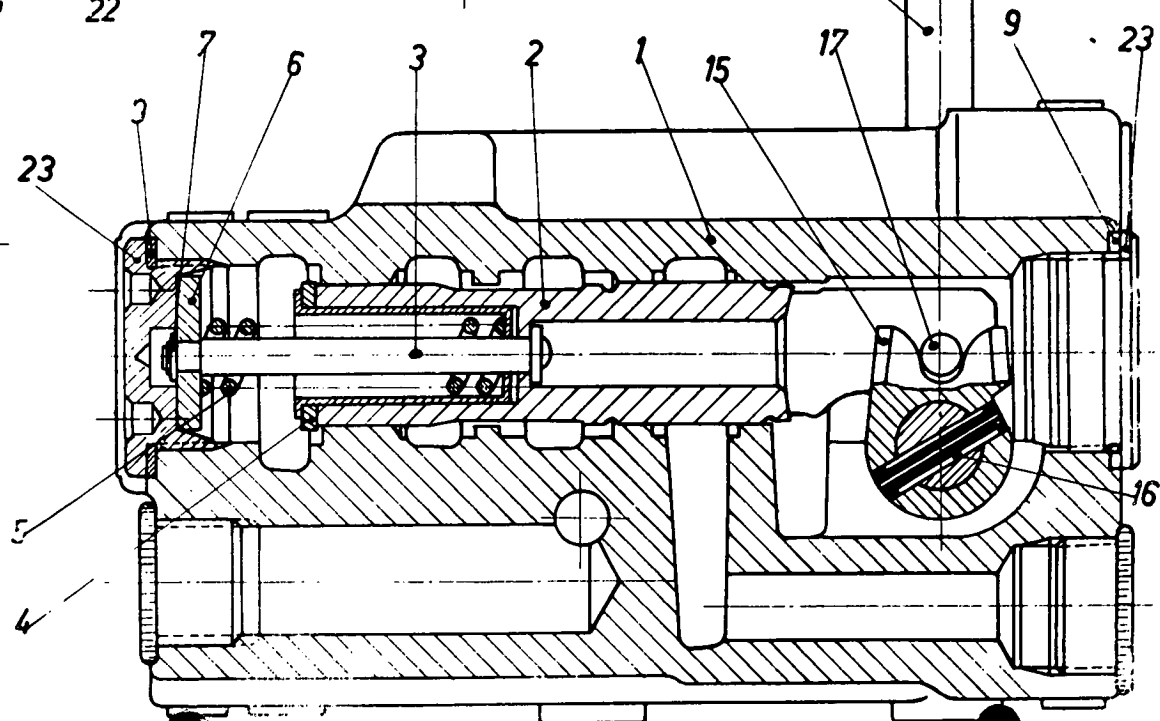
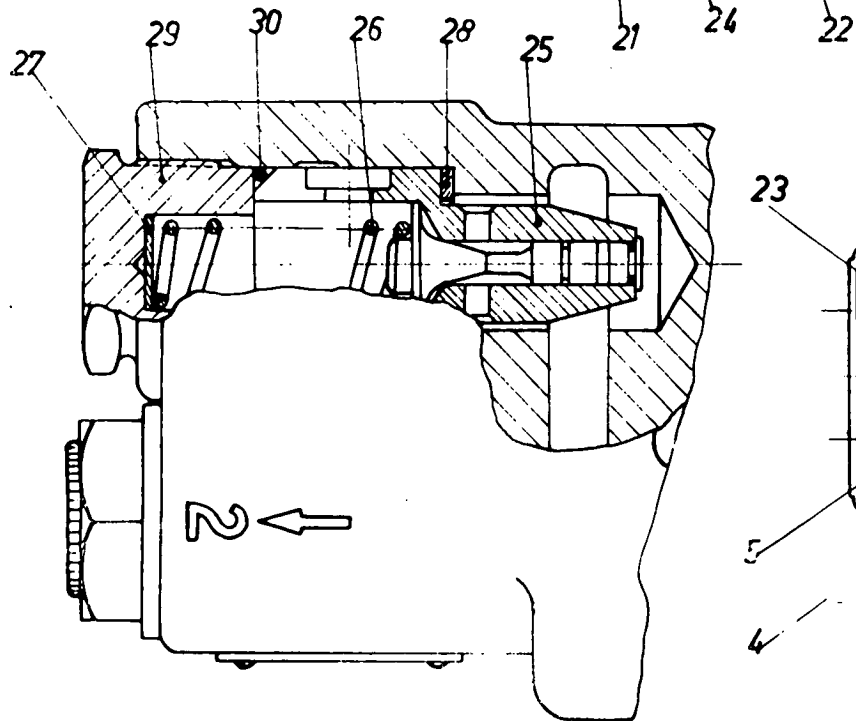
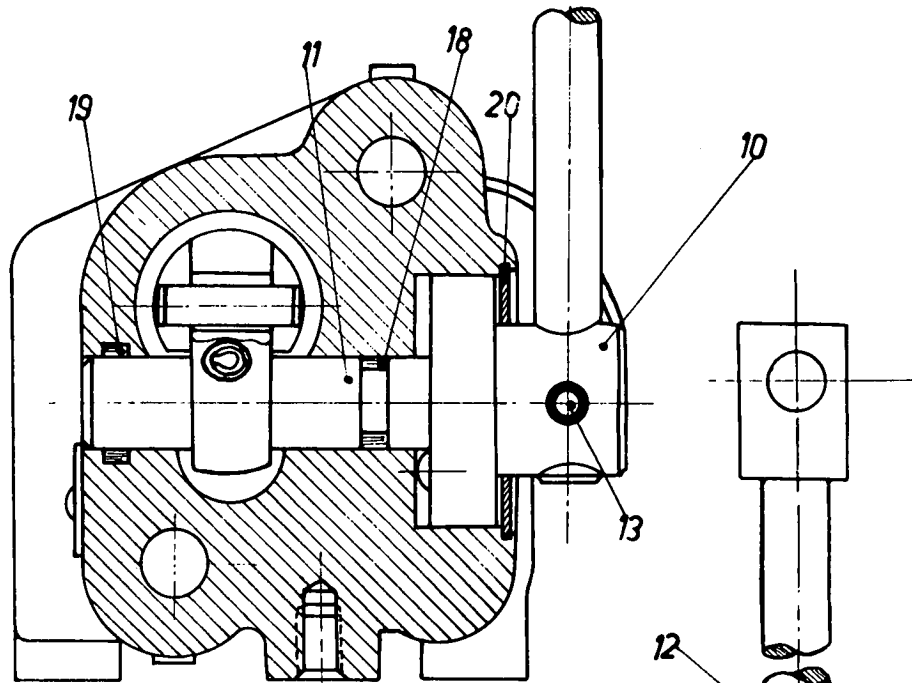
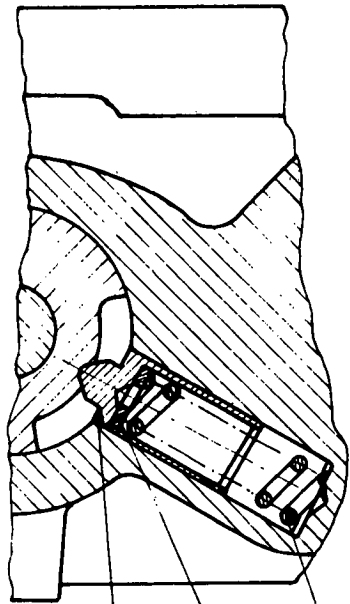


DUBBELWERKEND STUURVENTIEL – SOUPAPE DE COMMANDE A DOUBLE EFFET  
 MAIN HYDRAULIC CONTROL VALVE – DOBBELWIRKENDES STEUERGERAET

501001 – 925999

Fig.	Order ref.	Old reference	Qty.	Code	Description	N.B.
1	150036	HYSR 2P4x314	1	276	Plug	
2	120137	HYBO 9P11X	2	276	Screw	
3	306512	HYMK 4P1Z	2	276	Case	
4	180060	WSF 11P154X	2	276	Spring	
5	140174	WPT 30P2X	2	276	Washer	
6	150034	HYRV 25P1x314	1	276	Plug	
7	220053	DIN1726-A30x36	1	276	Seal ring	
8	220087	WNR 40S7X	1	276	Ditto	
9a	480040	HYAC 17P19Z314	1	276	Shaft	
9b	480041	HYAC 17P20Z314	1	276	Ditto	
10	480048	HYHE 6S2x314	2	270	Lever	
	482175	MZ 293950	2	725	Lever	
11	130060	DIN1481 5x20	2	276	Pin	
12	330023	SPHE 6S2X	2	276	Knob	
13	140167	WMS22P46x314	2	276	Washer	
14	280002	HYKH 4P2X	2	276	Carrier	
15	130058	DIN1481 4x18	2	276	Pin	
16	140069	DIN433-15	2	276	Washer	
17	220085	WNR 40P69X	2	276	Seal ring	
18	480042	HYBE 10P1X	2	276	Coupling piece	
19	130059	DIN1481-4x20	2	276	Pin	
20	130057	DIN1481-4x12	2	276	Pin	
21	140065	NMR36/4X	2	276	Washer	
22	130056	HYBO 10P1x314	2	276	Pin	
23	180059	WSF 11P124X	2	276	Spring	
24	140170	WMS100/9X	2	276	Washer	
25	150037	HYSR 12P2x314	3	276	Plug	
26	220053	DIN1726-A30x36	3	276	Seal ring	
27	150093	HYVE 10P2Z	1	276	Valve	
28	180087	WSF 11P110X	1	276	Spring	
29	140165	WMS 5S 13X	AR	276	Washer	
30	220075	WMS 20P9X	1	276	Seal ring	0,25 mm

Code 270 : 501001 - 834999  
 276 : 501001 - 925999  
 725 : 845001 - 925999



ENKELWERKEND STUURVENTIEL - VARI-DRIVE CONTROL VALVE

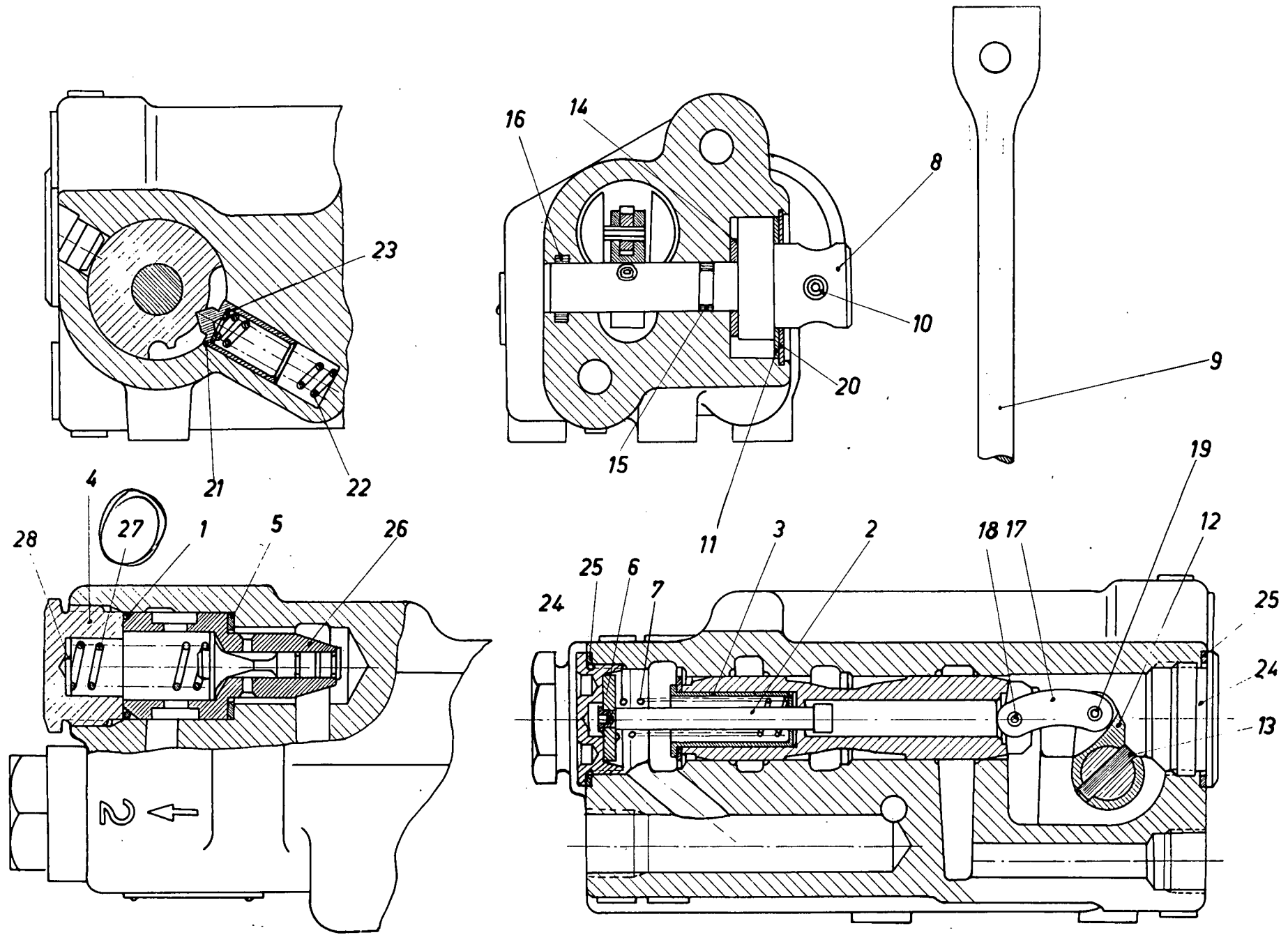
SOUPAPE DE COMMANDE A SIMPLE EFFET - EINFACHWIRKENDES STEUERGERAET HY/S01C6/3 409001-490999

Fig.	Order ref.	Old reference	Qty.	Code	Description	N.B.
1						(a)
2						(a)
3						
4	306512	HYBO 9P7X	1	7	Bolt	
5	180060	HYMK 4P1Z	1	7	Case	
6	140174	WSF 11P154X	1	7	Spring	
7	370029	WPT 30P2X	1	7	Washer	
8	220053	DIN6799 Ø3,2	1	7	Securing washer	
10		DIN1726-A30x36	1	7	Seal ring	
11	63	HYHE 6P18Z	1	7	Lever	incl.fig.11,12,13
12	489125	HYAC 17P1Z314	1	7	Shaft	
13	130060	MZ 264023	1	7	Lever	
15	489554	DIN1481 Ø5x20	1	7	Pin	
16	130059	HYKH 4P1X	1	7	Carrier	
17	130097	DIN1481-4x20	1	7	Pin	
18	220085	WST 12P 49X	1	7	Pin	
19	220160	WNR 40P69X	1	7	Seal ring	
20	140266	WNR 40P70X	1	7	Seal ring	
21	130056	HYMS12P1x314	1	7	Cover	
22	180059	HYBO 10P1x314	1	7	Pin	
23	150037	WSF 11P124X	1	7	Spring	
24	140170	HYSR 12P2x314	1	7	Plug	
25	150093	WMS 100/9X	AR	7	Washer	0,3 mm
26	180055	HYVE 10P2Z	1	7	Overpressure valve	
27	140165	WSF 11P111X	1	7	Spring	
28	150036	WMS 5S13X	AR	7	Washer	ø,25 mm
29	150036	WMS 5S10X	AR	7	Washer	0,5 mm
30	220075	WMS 29P9X	1	7	Seal ring	
31	220087	HYSR 2P4x314	1	7	Plug	
32	220087	WNR 40S7X	1	7	Seal washer	

(a) Niet leverbaar als onderdeel  
 Not furnished as spare part  
 Non livrable comme pièce de rechange  
 Nicht lieferbar als Ersatzteil

Code 7 : 409001 - 490999

276



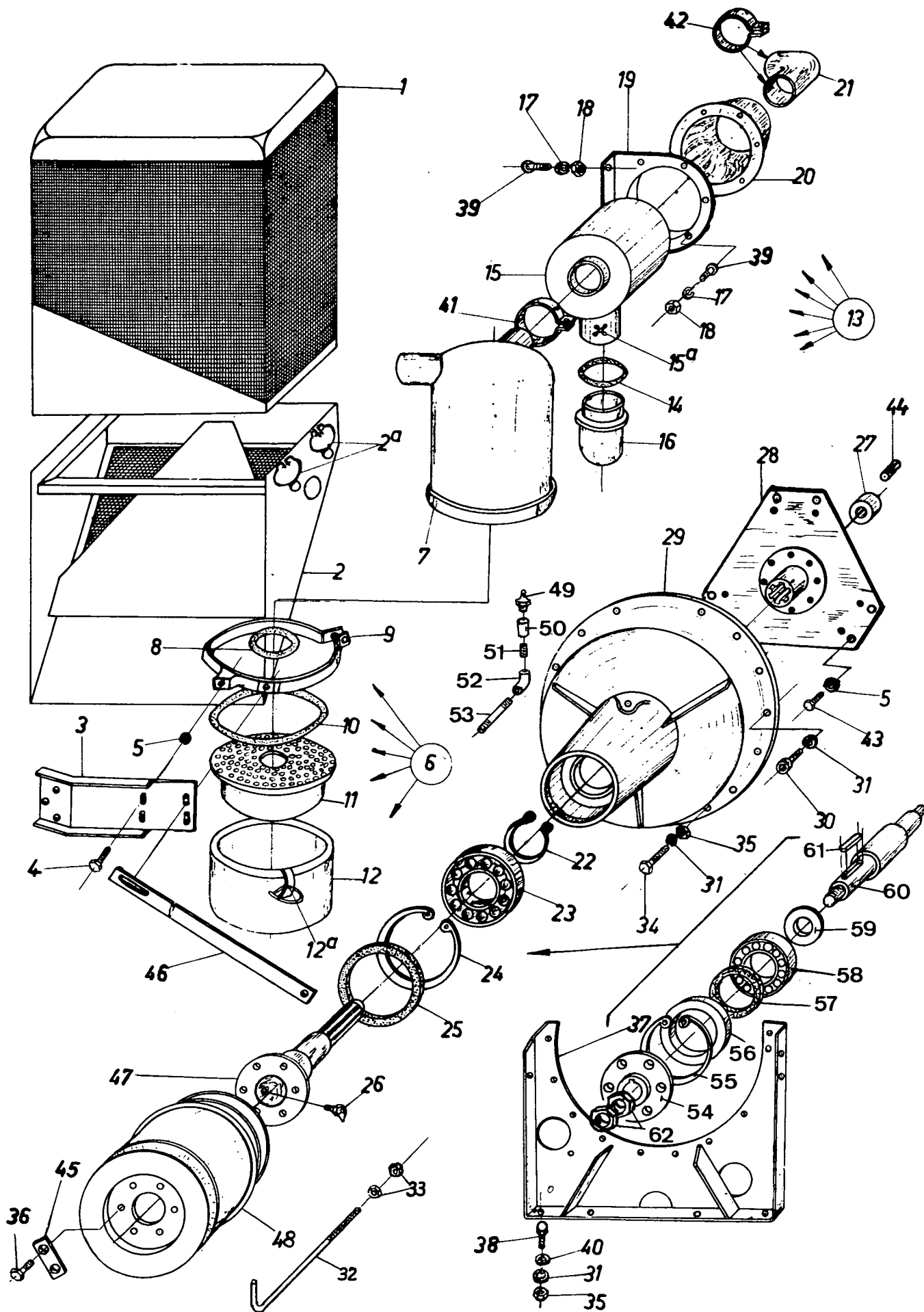
ENKELWERKEND STUURVENTIEL - VARI-DRIVE CONTORL VALVE

501001 - 925999

SOUPAPE DE COMMANDE A SIMPLE EFFET - EINFACHWIRKENDES STEUERGERAET 090007 (=HY/SO1C6/60A7)

Fig.	Order ref.	Old reference	Qty.	Code	Description	N.B.
1	220087	WNR 40S7X	1	276	Seal ring	
2	120137	HYBO 9P11X	1	276	Bolt	
3	306512	HYMK 4P1Z	1	276	Case	
4	150036	HYSR 2P4x314	1	276	Plug	
5	220075	WMS 29P9X	1	276	Seal washer	
6	140174	WPT 30P2X	1	276	Washer	
7	180064	WSF 11P154X	1	276	Spring	
8	480039	HYAC 17P14Z314	1	276	Shaft	
9	482110	MZ 265323	1	276	Lever	
10	130060	DIN1481-5x20	1	276	Pin	
11	140167	WMS 22P46x314	1	276	Washer	
12	280002	HYKH4P2X	1	276	Carrier	
13	130058	DIN1481-4x18	1	276	Pin	
14	140069	DIN433-15	1	276	Washer	
15	220085	WNR 40P69X	1	276	Seal ring	
16	220086	WNR 40P129X	1	276	Ditto	
17	480042	HYBE 10P1X	1	276	Connecting piece	
18	130059	DIN1481-4x20	1	276	Pin	
19	130057	DIN1481-4x12	1	276	Pin	
20	140065	BMR 36/4X	1	276	Washer	
21	130056	HYBO 10P1x314	1	276	Pen	
22	180059	WSF 11P124X	1	276	Spring	
23	140170	WMS 100/9X	AR	276	Washer	0,3 mm
24	150037	HYSR 12P2x314	2	276	Plug	
25	220053	DIN1726-A30x36	2	276	Seal ring	
26	150093	HYVE 10P2Z	1	276	Overpressure valve	
27	180055	WSF 11P111X	1	276	Spring	
28	140165	WMS 5S13X	1	276	Washer	0,25 mm
	140164	WMS 5S10X	1	276	Ditto	0,50 mm

Code 276 : 501001 - 925999



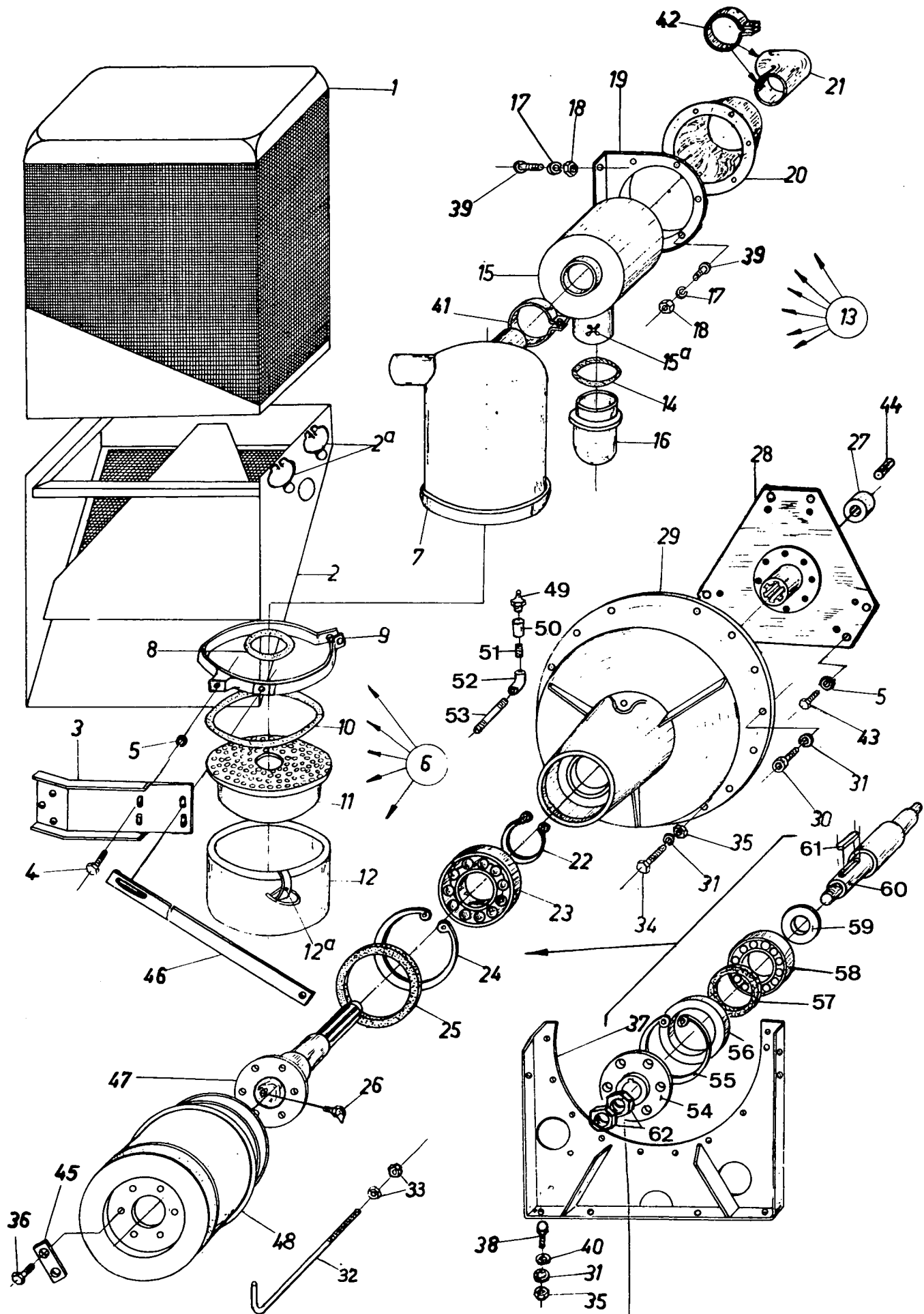
TOEBEHOREN VOOR MOTOREN - ACCESSORIES FOR ENGINES  
 ACCESSOIRES POUR MOTEURS - ZUBEHÖR FÜR MOTOREN

401001 - 925999

Fig.	Order ref.	Old reference	Qty.	Code	Description	N.B.
1	482039	MZ 254013	1	38	Dust screen	
2	482048	MZ 254520	1	38	Ditto	incl.fig.2a
2a	180006	MZ 254320.09	3	38	Lock	
3	482074	MZ 254035	1	38	Support	
4	120103	DIN933-M8x15	14	38	Cap screw	
5	322358	DIN127-A8	14	38	Lockwasher	
6	090016	MZ 254000.99	1	38	Filter compl.	incl.fig.7,8,9,10,11,12
7				38	Casing	(a)
8	220006	DI-51	1	38	Seal ring	
9	150038	LOZ5,6-628-110	2	38	Clamp	
10	220007	DI-153	1	38	Seal ring	
11	450005	LOZ5,6E700.114	1	38	Filter	
12	350005	LOZ5,6E700.102	1	38	Cover	incl.fig. 12a
12a	150066	SK-1190.08	3	38	Clip	
13	090017	MZ 254000.98	1	38	Filter	incl.fig.14,15,16, 41
14	220074	WB5-02.18	1	38	Seal ring	
15				38	Casing	(a) incl.fig.15a
15a	150065	SK542/5	2	38	Clip	
16	350004	LB6.00.25	1	38	Cover	
17	322357	DIN127-A6	8	38	Lockwasher	
18	100014	DIN934-M6	8	38	Hex nut	
19	482047	MZ 253917	1	38	Support	
20	482076	MZ 253940	1	38	Ditto	
21	190080	S123-80.92.92	1	38	Elbow	
22	370027	DIN471-60	1	38	Circlip	
23	210051	SKF 6312	1	38	Bearing	
24	370014	DIN472-130	1	38	Circlip	
25	220124	DIN6504-A102	1	38	Seal ring	
26	332039	DIN71412-BM10x1	1	38	Grease fitting	
27	200190	MZ 453918	1	38	Center ring	Deutz
	200246	MZ 474018	1	38	Ditto	Ford
28	482380	MZ 452203	1	38	Drive disc	Deutz
	482401	MZ 474003	1	38	Ditto	Ford
29	320056	MZ 454001	1	32	Flange	Deutz
	280101	MZ 464001	1	7	Ditto	Perkins
	320026	MZ 474001	1	32	Ditto	Ford
	308933		1	725	Ditto	Deutz
	320086		1	725	Ditto	Ford
30	120052	DIN912-M10x25	6	38	Screw	
31	140045	DIN127-A10	12	38	Lockwasher	
32	110098		1	675	Belt guide	
33	100018	DIN934-M12	2	675	Hex nut	

Code 7 : 401001 - 490999  
 26 : 401001 - 753999  
 32 : 401001 - 834999  
 38 : 401001 - 925999  
 441 : 482001 - 925999  
 669 : 764001 - 834999  
 675 : 764001 - 925999  
 725 : 845001 - 925999

(a) Wordt niet als onderdeel geleverd  
 Cannot be delivered separately  
 N'est pas livré comme pièce de rechange  
 Nicht als Ersatzteil geliefert





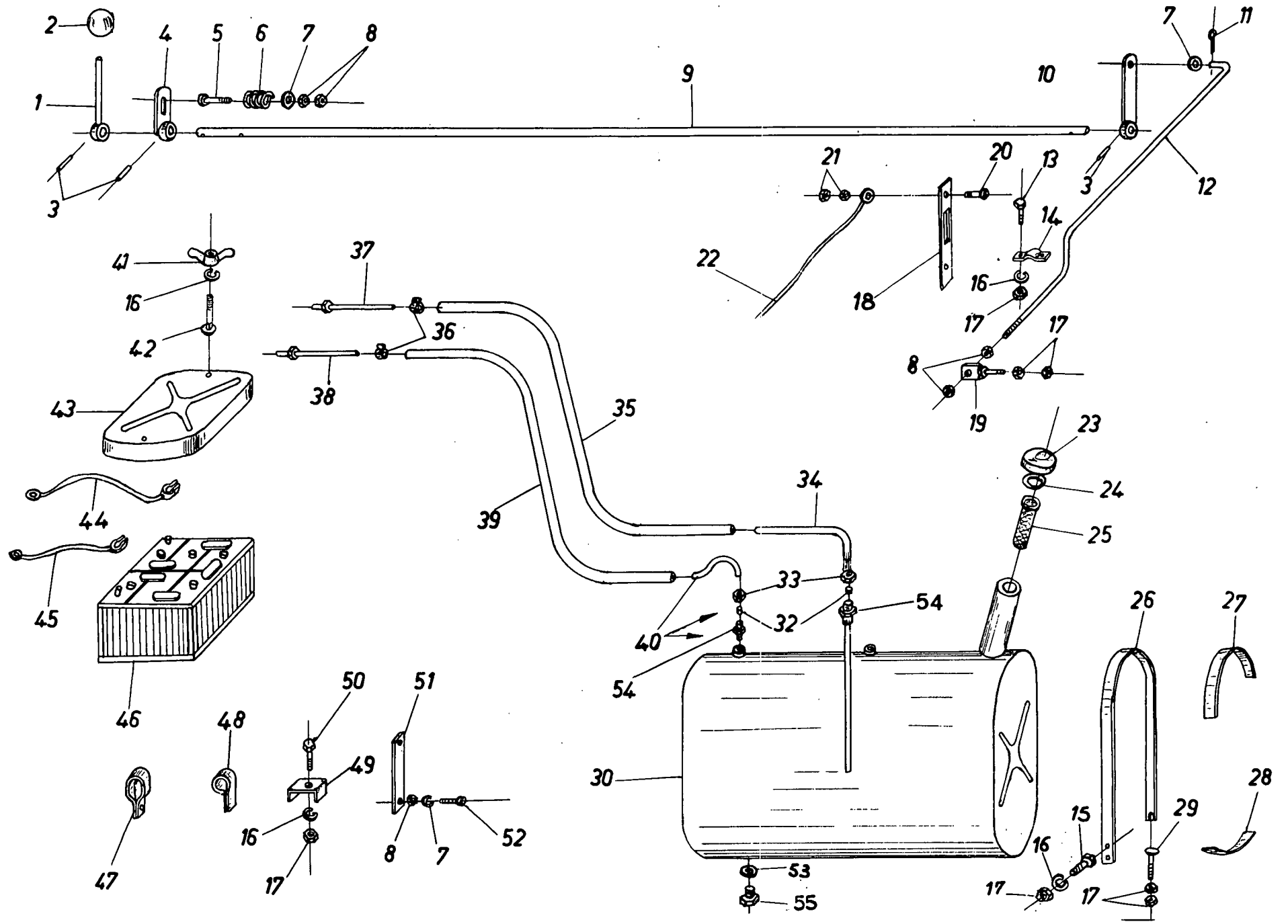
TOEBEHOREN VOOR MOTOREN - ACCESSORIES FOR ENGINES  
 ACCESSOIRES POUR MOTEURS - ZUBEHÖR FÜR MOTOREN

401001 - 925999

Fig.	Order ref.	Old reference	Qty.	Code	Description	N.B.
34	120074	DIN931-M10x90	6	38	Screw	Deutz
	300765	DIN931 3/8"x80	6	7	Screw	Perkins
	120235	DIN931 7/16"x30	6	38	Screw	Ford
35	100016	DIN934-M10	6	38	Hex nut	
36	120121	DIN933-M12x40	6	38	Cap screw	
37	486781		1	675	Support	Ford - Deutz
	489154	MZ 254010	1	7	Support	Ford - Deutz Perkins
	486781	MZ 255010	1	441	Ditto	Ford - Deutz
38	120112	DIN933-M10x40	4	38	Cap screw	
39	120013	DIN86-AM6x15	8	38	Screw	
40	140017	DIN126-11,5	4	38	Washer	
41	150055	RE 83.5.0,2	1	38	Clamp	
42	150063	S160.16.350	2	38	Clamp	
43	120131	UNC3B3/8"x20	6	38	Cap screw	Ford
	120103	DIN933-M8x15	12	38	Cap screw	Deutz
44	260037	MZ 474011	2	38	Center pin	
45	488411		3	725	Plate	
	484369	MZ 251816	3	32	Plate	
46	482396	MZ 454045	1	38	Support	Deutz
	489265	MZ 464045	1	7	Ditto	Perkins
	482418	MZ 474045	1	38	Ditto	Ford
47	250169		1	725	Shaft	
48	260086	MZ 254008	1	32	Shaft	
	290174		1	725	Pulley	
	290139		1	669	Ditto	
	290132	MZ 254002	1	26	Ditto	
49	332038	DIN71412-AM10x1	1	32	Grease fitting	
50	150012	DIN2962-M10x1M2	1	32	Sleeve	
51	160091	S49-40-M10x1	1	32	Grease tube	
52	150010	DIN2952-M10x1A1	1	32	Elbow	
53	160093	S49 135 M10x1	1	32	Grease tube	
54	280020	MZ 254009	1	32	Hub	
55	370014	DIN472-130x4	1	32	Circlip	
56	320019	MZ 254004	1	32	Support	
57	220021	DIN6503-75.100.10	1	32	Seal ring	
58	210051	SKF 6312	1	32	Ball bearing	
59	140052	MZ 250807	1	32	Thrust ring	
60	260086	MZ 254008	1	32	Shaft	
61	170014	S61-10.8.95	1	32	Key	
62	100034	DIN936-M30x1,5	2	32	Nut	

Code 7 : 401001 - 490999  
 26 : 401001 - 753999  
 32 : 401001 - 834999  
 38 : 401001 - 925999  
 441 : 582001 - 925999  
 669 : 764001 - 834999  
 675 : 764001 - 925999  
 725 : 845001 - 925999

(a) Wordt niet als onderdeel geleverd  
 Cannot be delivered separately  
 N'est pas livré comme pièce de rechange  
 Nicht als Ersatzteil geliefert



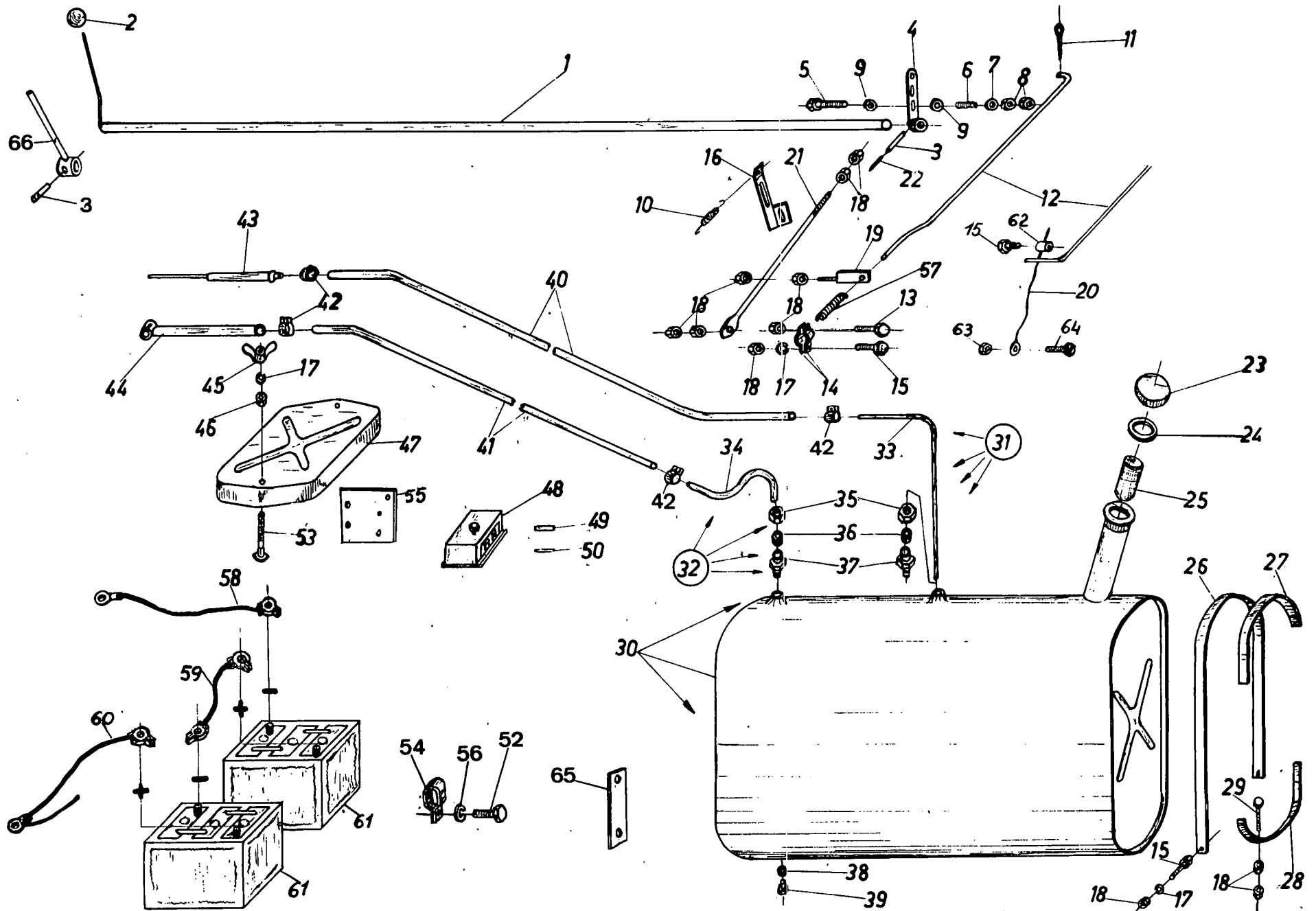
TOEBEHOREN VOOR MOTOREN - ACCESSORIES FOR ENGINES  
 ACCESSOIRES POUR MOTEURS - ZUBEHÖR FÜR MOTOREN

409001 - 490999

Fig.	Order ref.	Old reference	Qty.	Code	Description	N.B.
1	489221	MZ 333901	1	7	Handle	
2	330021	S95-40.8	1	7	Knob	
3	130043	DIN1481-4x25	3	7	Pin	
4	489224	MZ 334003	1	7	Lever	
5	120106	DIN933-M8x40	1	7	Cap screw	
6	180015	N50-12.15.3	1	7	Spring	
7	140016	DIN126-9,5	6	7	Washer	
8	100015	DIN934-M8	8	7	Hex nut	
9	489222	MZ 334002	1	7	Rod	
10	482232	MZ 333908	1	7	Lever	
11	130003	DIN94-3x20	1	7	Cotter pin	
12	482397	MZ 454061	1	7	Rod	Deutz
	489269	MZ 464061	1	7	Rod	Perkins
	340061	MZ 474561	1	115	Rod	Ford
	489286	MZ 474061	1	3	Rod	Ford
13	120100	DIN933-M6x20	2	7	Cap screw	
14	330014	N3-50.20.1	2	7	Fixing piece	
15	120099	DIN933-M6x15	2	7	Cap screw	
16	322357	DIN127-A6	9	7	Lockwasher	
17	100014	DIN934-M6	9	7	Hex nut	
18		MZ 474081	1	7	Lever	
19	482088	MZ 254063	1	7	Support	Deutz - Perkins -
	482420	MZ 474063	1	7	Ditto	Ford
20	300579	DIN86-AM5x15	1	7	Screw	
21	100013	DIN934-M5	2	7	Hex nut	
22	482398	MZ 454064	1	3	Rod	Deutz - Ford
		MZ 474064	1	115	Rod	Ford
23	350151	MZ 254051	1	7	Cap	
24	220101	MZ 250152	1	7	Gasket	
25	489256	MZ 253995	1	7	Filter	
26	150043	MZ 254054	2	7	Clamp	
27	220037	MZ 254056	2	7	Intermediate piece	090005
28	220038	MZ 254065	2	7	Ditto	<del>45</del>
29	340043	MZ 254097	2	7	Screw	
30		MZ 254050	1	7	Fuel tank	
32	150014	NMR 15/9X	2	7	Cone	
33	100107	NMU 28/19X	2	7	Nut	
34	030158		1	7	Suction pipe	
35	160074	MZ 454082	1	7	Ditto	Deutz
	160245	MZ 464082	1	7	Ditto	Perkins
	160085	MZ 474082	1	7	Ditto	Ford
36	150064	S165-0.16.8	2	7	Clamp	
37	160247	MZ 464084	1	7	Suction pipe	Perkins
	489290	MZ 474084	1	7	Suction pipe	Ford
38	160247	MZ 464084	1	7	Connection	Perkins
	160087	MZ 474085	1	7	Ditto	Ford
39	160075	MZ 454083	1	7	Reflow pipe	Deutz
	160246	MZ 464083	1	7	Ditto	Perkins
	160085	MZ 474082	1	7	Ditto	Ford
40	030159		1	7	Reflow pipe	incl.fig.32,33,54
41	100005	DIN315-M6	2	7	Winged nut	
42	120036	DIN603-M6x90	2	7	Screw	
43	482082	MZ 250158	1	7	Cover	
44	430010	MZ 454089	1	7	Cable	Deutz
	430110	MZ 464088	1	7	Ditto	Perkins
	430011	MZ 474088	1	7	Ditto	Ford
45	430009	MZ 454088	1	7	Cable	Deutz
	430110	MZ 464088	1	7	Ditto	Perkins
	430011	MZ 474088	1	7	Ditto	Ford
46	030157	Tudor 3947	1	7	Battery	12V - 120 AH
47	330003	N3-10.20.1	1	7	Clamp	
48	330004	N3-12.20.1	1	7	Clamp	
49	330012	N3-30.25.1	1	7	Clamp	
50	120100	DIN933-M6x20	1	7	Cap screw	
51	330017	N4-75.20.1	1	7	Clamp	
52	300348	DIN86-AM8x25	4	7	Screw	
53	220023	DIN7603.18.24.2	1	7	Seal ring	
54	150042	MZ 254049	1	7	Nipple	
55	150060	S59-M18x1,5	1	7	Plug	

Code 3 : 409001 - 439999  
 7 : 409001 - 490999

Code 115 : 459001 - 490999



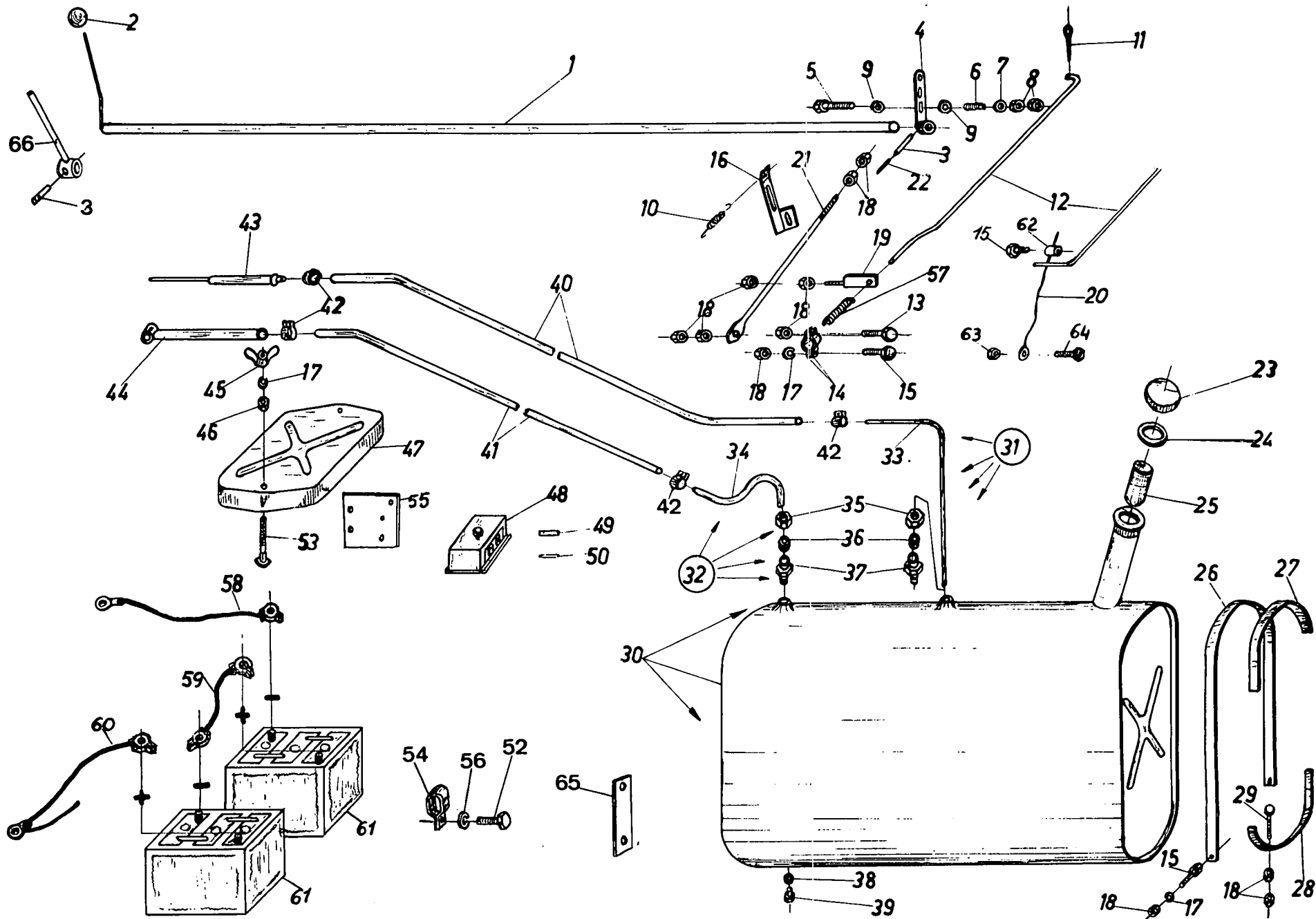
TOEBEHOREN VOOR MOTOREN - ACCESSORIES FOR ENGINES  
 ACCESSOIRES POUR MOTEURS - ZUBEHÖR FÜR MOTOREN

501001 - 925999

Fig.	Order ref.	Old reference	Qty.	Code	Description	N.B.	
1	482230	MZ 335501	1	441	Handle	incl.fig.2	
2	330021	S95-40.8	1	441	Knob		
3	130045	DIN1481-5x25	1	276	Pin		
4	482232	MZ 335508	1	390	Lever		
		MZ 333908	1	251	Ditto		
5	120106	DIN933-M8x40	1	276	Cap screw		
6	180015	N50-12.15.3	1	276	Spring		
7	140016	DIN126-9,5	4	276	Lockwasher		
8	100015	DIN934-M8	4	276	Hex nut		
9	140055	MZ 335809	2	441	Thrust washer		
10	180034	N52-11.44.0,8	1	276	Spring		
11	130003	DIN94-3x20	1	276	Cotter pin		
12	482397	MZ 454061	1	276	Rod		Deutz Ford
		340061	1	276	Rod		
13	120102	DIN933-M6x40	1	276	Cap screw		
14	330014	N3-50.20.1	2	276	Clamp		
15	120100	DIN933-M6x20	1	276	Cap screw		
16	482428	MZ 474881	1	276	Lever		
17	322357	DIN127-A6	5	276	Lockwasher		
18	100014	DIN934-M6	10	276	Cap screw		
19	482088	MZ 254063	1	276	Fixing piece		Deutz Ford
		482420	1	276	Ditto		
20	482398	MZ 454064	1	276	Cable		Deutz Ford
21	340062	MZ 474864	1	276	Rod		
22	130042	DIN1481-3x25	1	276	Pin		
23	350014	MZ 255351	1	363	Plug		
		MZ 254051	1	248	Plug		
24	220036	MZ 255352	1	363	Seal ring		
		MZ 250152	1	248	Seal ring		
25	450011	MZ 255495	1	363	Filter		
		MZ 253995	1	248	Filter		
26	150043	MZ 254054	2	276	Clamp		
27	220037	MZ 254056	2	276	Intermediate piece		
28	220038	MZ 254065	2	276	Ditto		
29	340043	MZ 254097	2	276	Screw		
30	090005	MZ 254000.50	1	276	Fuel tank compl.	incl.fig.23,24,25,38,39 incl.fig.35,36,37 incl.fig.35,36,37	
31	030158	MZ 254000.53	1	276	Suction pipe		
32	030159	MZ 254000.62	1	276	Reflow pipe		

Code 248 : 501001 - 531999  
 251 : 501001 - 561999  
 276 : 501001 - 925999  
 363 : 541001 - 925999  
 390 : 551001 - 925999  
 441 : 582001 - 925999

Code 257 : 501001 - 652999  
 558 : 663001 - 753999  
 570 : 663001 - 925999  
 669 : 764001 - 834999  
 725 : 845001 - 925999



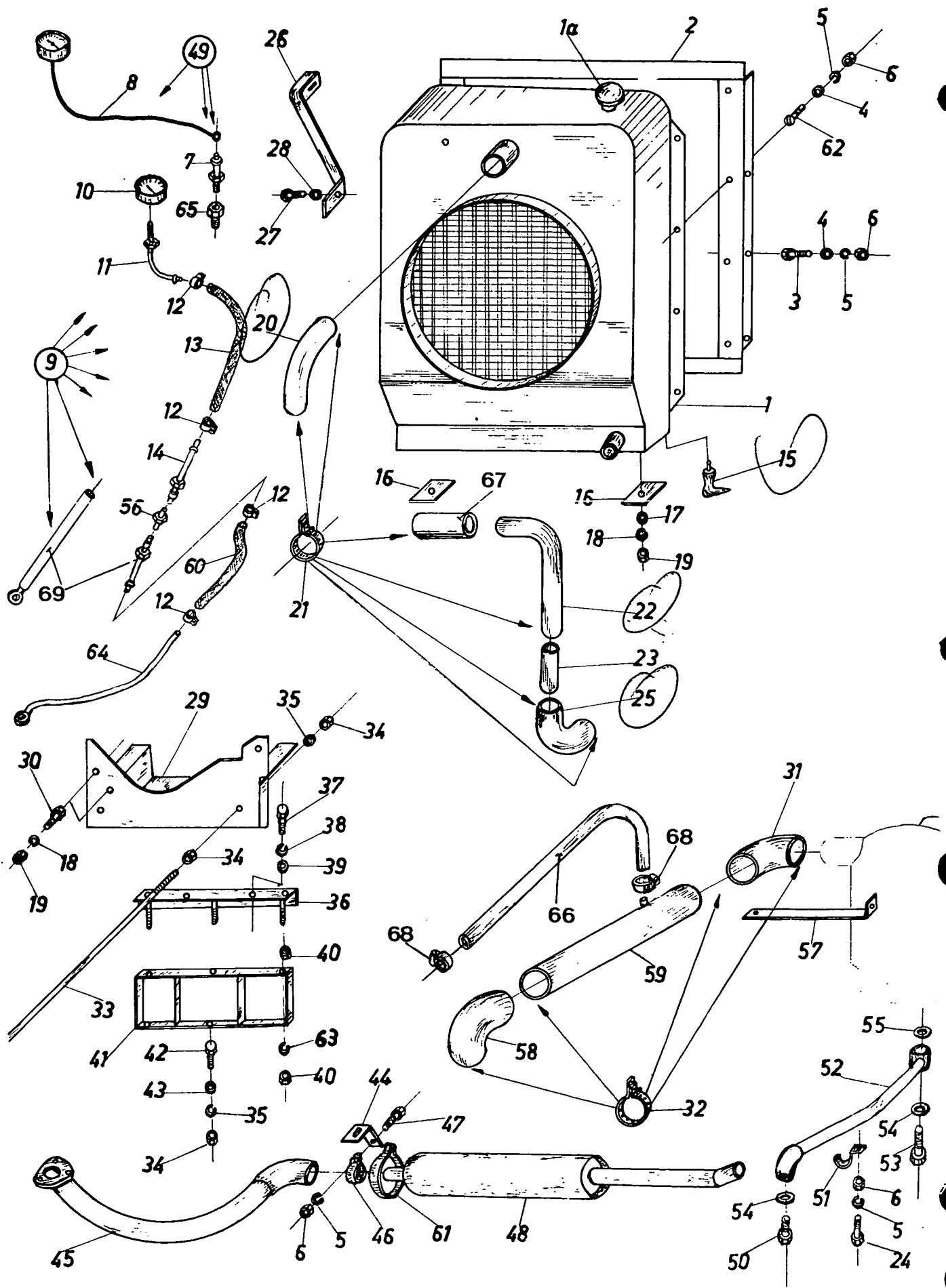
TOEBEHOREN VOOR MOTOREN - ACCESSORIES FOR ENGINES  
 ACCESSOIRES POUR MOTEURS - ZUBEHÖR FÜR MOTOREN

501001 - 925999

Fig.	Order ref.	Old reference	Qty.	Code	Description	N.B.
35	100044	DIN3870-AS10	2	276	Nut	
36	150016	DIN3861-S10	2	276	Cone	
37	150043	MZ 254049	2	276	Nipple	
38	220023	DIN7603-18.24.2	1	276	Seal ring	
39	150060	S59-M18x1,5	1	276	Plug	
40	160179	MZ 454082	1	276	Suction pipe	Deutz
	160085	MZ 474082	1	276	Suction pipe	Ford
41	160180	MZ 454083	1	276	Reflow pipe	Deutz
	160085	MZ 474082	1	276	Ditto	Ford
42	150064	S165-9.16.8	4	276	Clamp	
43	160086	MZ 475184	1	276	Suction pipe	
44	160087	MZ 474085	1	276	Reflow pipe	
45	100004	DIN315-M6	2	276	Wing nut	
46	140015	DIN126-7	AR	276	Washer	
47	482082	MZ 250158	1	276	Cover	
48	470036	VMSDA 2/1	1	570	Principal security	
49	470037	WSG 511/10X	1	570	Fuse	50 Amp
50	470038	WSGL 511L 12X	1	570	Fuse	25 Amp
51	120131	DIN933 3/8"x20	1	257	Cap screw	
52	120036	DIN603-M6x90	2	276	Ditto	
54	330003	N3-10.20.1	2	276	Strap	
55	482090	MZ 252877	1	558	Plate	
	487032		1	669	Plate	
	487698		1	725	Plate	
56	140045	DIN127-A10	1	276	Lockwasher	
57	180016	N50-12.58.1,5	1	570	Spring	
58	030167		1	276	Cable	
59	030160		1	570	Connecting cable	
60	030153		1	276	Cable	
61	030157	Tudor 3947	1	257	Battery	12V - 120 AH
	430025	Tudor 4507	2	570	Battery	6 V - 120 AH
62	484361	MZ 456630	1	570	Clamp	
63	100013	DIN934-M5	1	570	Nut	
64	120010	DIN86-AM5x15	1	570	Screw	
65	330017	N3-75.20.1	5	276	Clamp	
66	489221	MZ 333901	1	251	Handle	

Code 248 : 501001 - 531999  
 251 : 501001 - 561999  
 276 : 501001 - 925999  
 363 : 541001 - 925999  
 390 : 551001 - 925999  
 441 : 582001 - 925999

Code 257 : 501001 - 652999  
 558 : 663001 - 753999  
 570 : 663001 - 925999  
 669 : 764001 - 834999  
 725 : 845001 - 925999





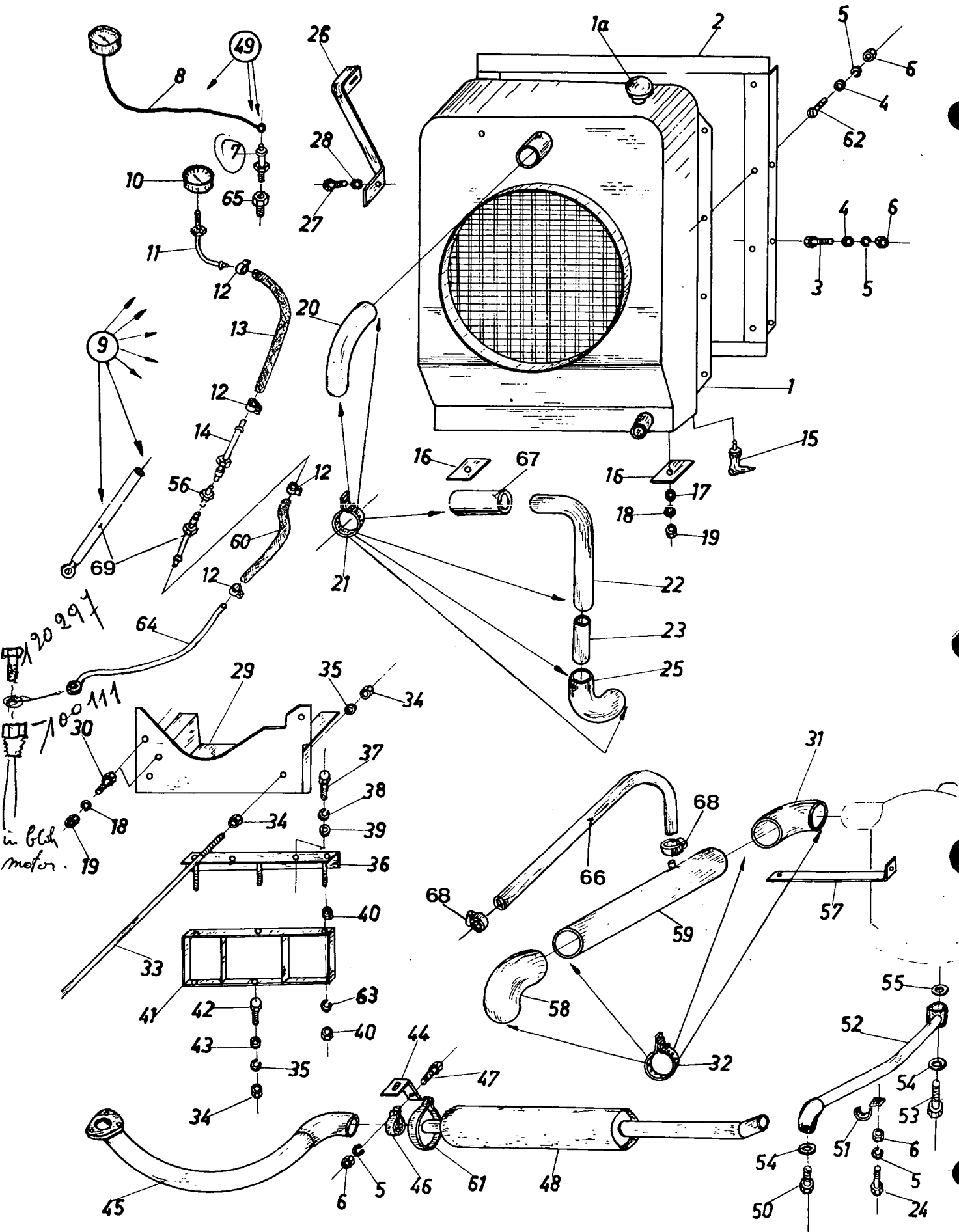
TOEBEHOREN VOOR FORD MOTOR - ACCESSORIES FOR FORD ENGINE  
 ACCESSOIRES POUR MOTEUR FORD - ZUBEHÖR FÜR FORD MOTOR

590E  
 409001 - 925999

Fig.	Order ref.	Old reference	Qty.	Code	Description	N.B.
1	090081	MZ 474043	1	38	Radiator	incl.fig.1a
1a	307637	MZ 474043.01	1	38	Plug	
2	482403	MZ 474522	1	38	Support	
3	120099	DIN933-M6x15	2	38	Cap screw	
4	140015	DIN126-7	12	38	Plain washer	
5	322357	DIN127-A6	12	38	Lockwasher	
6	100014	DIN934-M6	12	38	Hex nut	
7	450010	MZ 254094.02	1	38	Element	
8	305175	MZ 254094.01	1	38	Thermometer	
9	030152	MZ 477000.69	1	675	Oil pipe	incl.fig.11 thru 14,56,60 64
	160077	MZ 474100.69	1	264	Oil pipe	
10	305177	MZ 254099	1	38	Oil pressure indicator	
11	160042	MZ 255172	1	276	Oil pipe	
12	150064	S165-9.16.8	2	276	Clamp	
13	160115	MZ 257091	1	675	Oil pipe	
	160041	MZ 255168	1	257	Ditto	
	160081	MZ 476668	1	558	Ditto	
14	030168	MZ 257092	1	570	Oil pipe	
15	350015	MZ 250170	1	38	Cock	
16	482411	MZ 474034	2	38	Plate	
17	140018	DIN126-14	4	38	Washer	
18	140046	DIN127-A12	4	38	Lockwasher	
19	100018	DIN934-M12	12	38	Hex nut	
20	190077	S123-45.140.180	1	38	Rubber elbow	
21	320451	S160-16.170	6	38	Clamp	
22	190075	S123-42.150.220	1	441	Hose	
		MZ 474047	1	13	Ditto	
23	200156	S101-39.5.44.5.60	1	441	Connection pipe	
24	120100	DIN933-M6x20	1	276	Cap screw	
25	190076	S123-45.70.100	1	38	Rubber elbow	
26	482412	MZ 474039	1	38	Support	
27	120129	DIN933 5/6"x20	2	38	Cap screw	
28	322358	DIN127-A8	2	38	Lockwasher	
29	482425	MZ 474175	1	38	Support	
30	120120	DIN933-M12x30	3	38	Cap screw	
31	190078	S123-70.96.142	1	38	Rubber elbow	
32	150062	S160-16.260	4	38	Clamp	
33	340060	MZ 474012	2	276	Rod	
34	100016	DIN934-M10	4	38	Hex nut	

Code 13 : 409001 - 561999  
 19 : 409001 - 652999  
 26 : 409001 - 753999  
 35 : 409001 - 865999  
 38 : 409001 - 925999  
 257 : 501001 - 652999

Code 264 : 501001 - 753999  
 276 : 501001 - 925999  
 441 : 582001 - 925999  
 558 : 663001 - 753999  
 570 : 663001 - 925999  
 675 : 764001 - 925999  
 737 : 905001 - 925999



TOEBEHOREN VOOR FORD MOTOR - ACCESSORIES FOR FORD ENGINE

ACCESSOIRES POUR MOTEUR FORD - ZUBEHÖR FÜR FORD MOTOR

409001 - 925999

Fig.	Order ref.	Old reference	Qty.	Code	Description	N.B.
35	140045	DIN127-A10	2	38	Lockwasher	
36	482423	MZ 474074	1	38	Support	
37	120104	DIN933-M8x20	6	38	Cap screw	
38	322358	DIN127-A8	6	38	Lockwasher	
39	100015	DIN934-M8	6	88	Hex nut	
40	100020	DIN934-M16	6	38	Hex nut	
41	482413	MZ 474042	1	38	Support	
42	120112	DIN933-M10x40	6	38	Cap screw	
43	410017	DIN126-11,5	6	38	Washer	
44	482434	MZ 474093	1	276	Support	
45	160079	MZ 474032	1	38	Exhaust pipe	
46	150051	N4-60.20.1	1	675	Clamp	
	150114	N4-62.20.1	1	26	Clamp	
47	120101	DIN933-M6x30	2	38	Cap screw	
48	484322	MZ 253923	1	38	Silencer	
49	030213	MZ 254000.94	1	38	Thermometer compl.	incl.fig.7,8
50	150059	S59 1/2"	1	35	Plug	
	150060		1	737	Ditto	
51	330010	N3-21.20.1	1	35	Clamp	
	330029		1	737	Clamp	
52	160099	MZ 474025	1	35	Oil pipe	
	488751		1	737	Oil pipe	
53	120152	MZ 474028	1	35	Screw	
	120265		1	737	Screw	
54	220024	DIN7603-20.24.2	2	35	Seal ring	
	220122		2	737	Seal ring	
55	220025	DIN7603-24.30.2,5	1	35	Ditto	
	220122		1	737	Ditto	
56	150110	DIN3902-L6	1	570	Nipple	
57	482419	MZ 474055	1	38	Support	
58	190079	S123-70.120.120	1	38	Rubber elbow	
59	160080	MZ 474059	1	38	Suction pipe	
60	160100	MZ 477068	1	675	Oil pipe	
61	150052	N4-122.20.1	1	276	Clamp	
62	120013	DIN86-AM6x15	12	38	Screw	
63	140048	DIN127-A16	3	38	Lockwasher	
64	160101	MZ 477069	1	675	Oil pipe	
65	150084	MP 472080	1	675	Nipple	
66	190175	MZ 474091	1	19	Suction pipe	
67	220133	S122-45.55.120	1	13	Pipe	
68		S165-18.28.14	2	19	Clamp	
69	030168	MZ 257092	1	675	Oil pipe	
	306800	MZ 476669	1	558	Oil pipe	
	160082	MZ 475169	1	257	Oil pipe	

*120 258 gebruikt van nummer 90.*

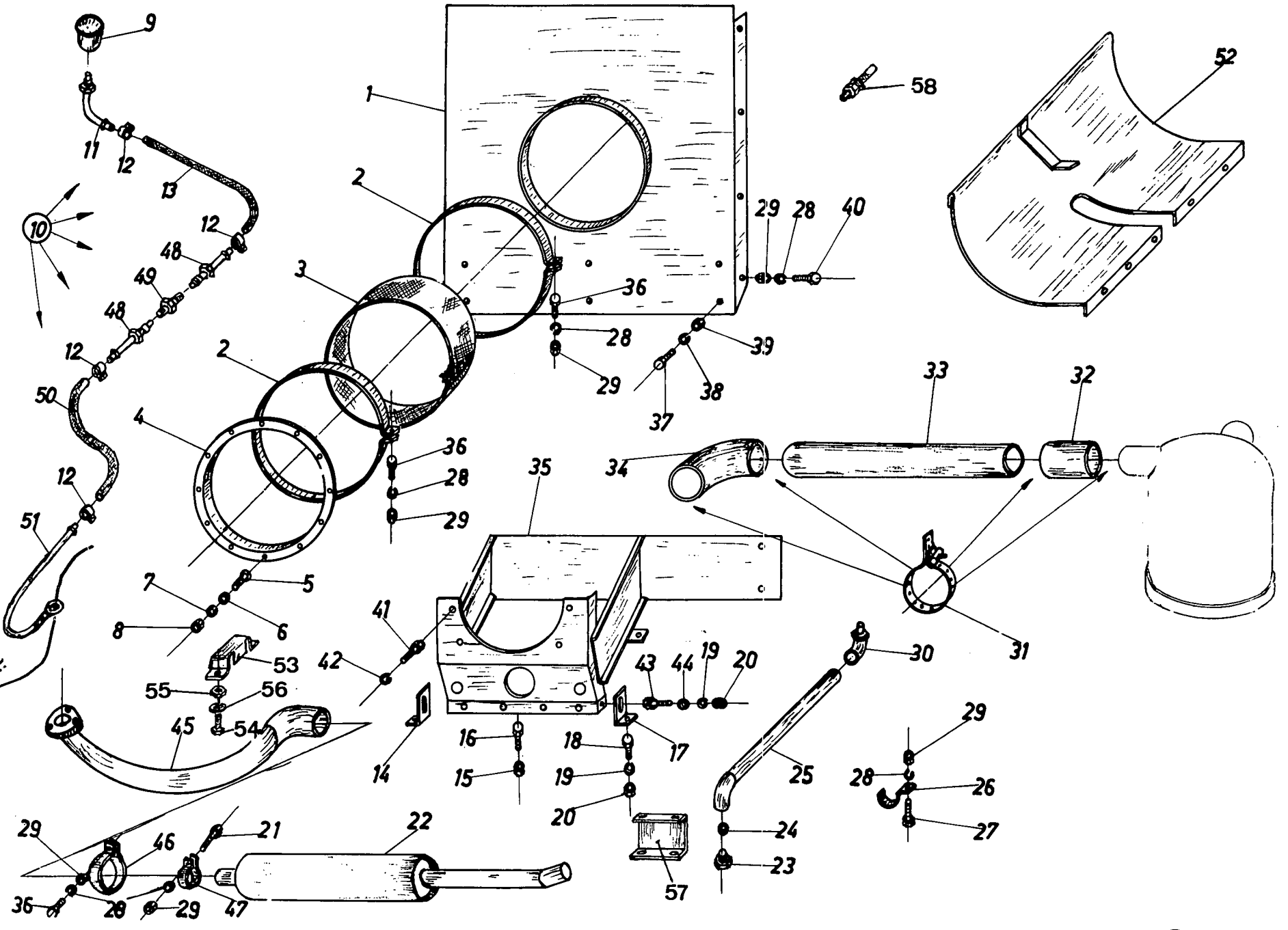
*120265 is enkel in geval van beschadigde draad in Carter*

Code 13 : 409001 - 561999  
 19 : 409001 - 652999  
 26 : 409001 - 753999  
 35 : 409001 - 865999  
 38 : 409001 - 925999  
 257 : 501001 - 652999

Code 264 : 501001 - 753999  
 276 : 501001 - 925999  
 441 : 582001 - 925999  
 558 : 663001 - 753999  
 570 : 663001 - 925999  
 675 : 764001 - 925999  
 737 : 905001 - 925999

*\* Vanaf motor nummer S 397.637 gebruik 489778*

292



## TOEBEHOREN VOOR DEUTZ MOTOR - ACCESSORIES FOR DEUTZ ENGINE

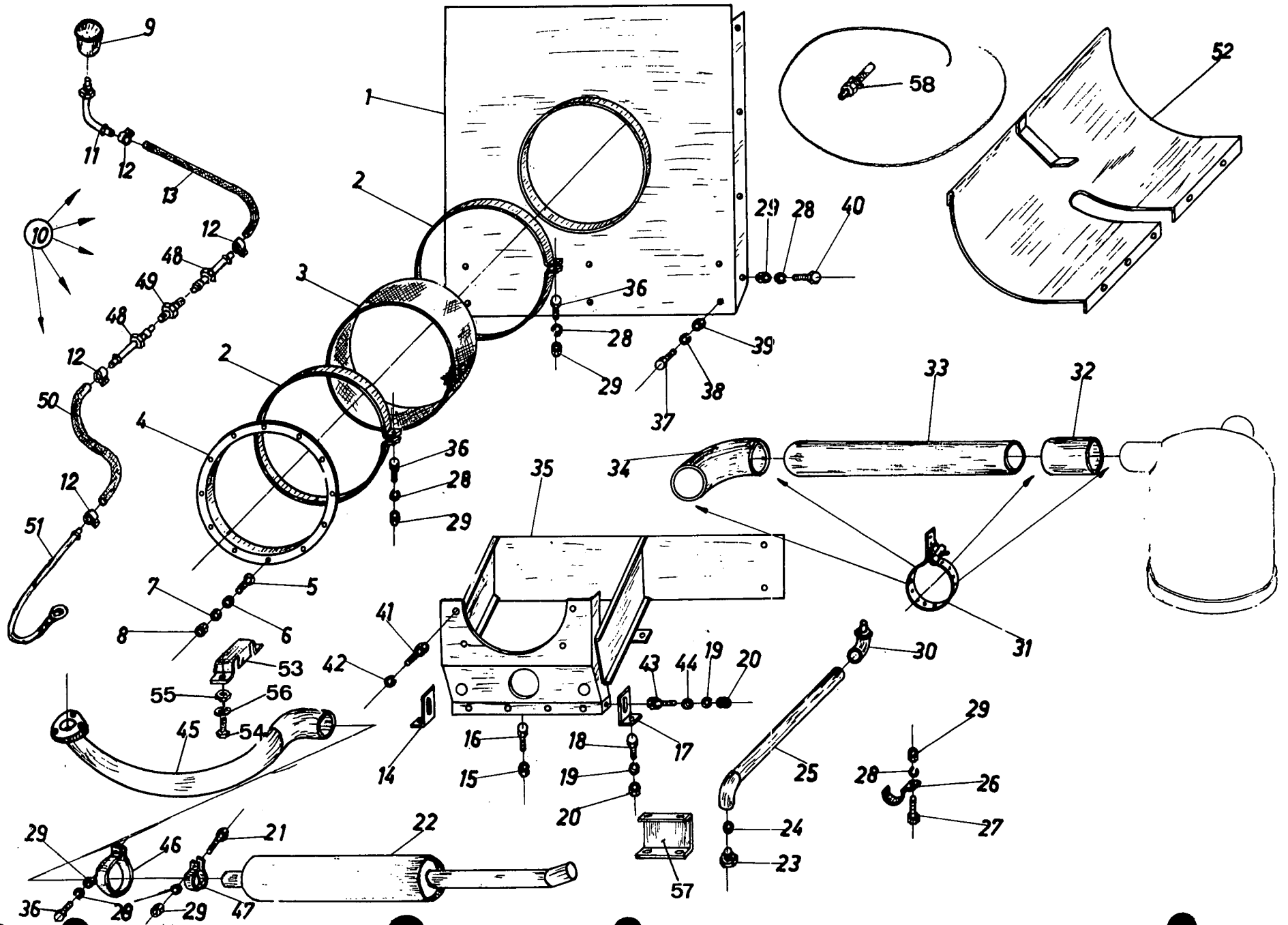
## ACCESSOIRES POUR MOTEUR DEUTZ - ZUBEHÖR FÜR DEUTZ MOTOR

409001 - 925999

Fig.	Order ref.	Old reference	Qty.	Code	Description	N.B.
1	484359	MZ 454522	1	38	Plate	
2	150054	N4-306.20.1	2	38	Clamp	
3	190170	MZ 454071	1	13	Protecting canvas	
	030320		1	441	Ditto	
4	482400	MZ 454073	1	38	Ring	
5	120010	DIN86-AM5x15	12	38	Screw	
6	140014	DIN126-5,8	12	38	Washer	
7	322356	DIN127-A5	12	38	Lockwasher	
8	100013	DIN934-M5	12	38	Hex nut	
9	450012	MZ 254099	1	276	Oil pressure indicator	
10	160068	MZ 454100.69	1	264	Oil pipe	incl.fig.11,12,13,48
	030164	MZ 457000.68	1	746	Ditto	incl.fig.11,12,13,48,49,50,51
	030267		1	747	Ditto	incl.fig.11,12,13,48,49,50,51
11	160042	MZ 255172	2	38	Pipe	
12	150064	S165-9.16.8	4	38	Clamp	
13	160041	MZ 255168	1	257	Pipe	
	160097	MZ 457068	1	558	Pipe	
	160115	MZ 257091	1	675	Pipe	
14	482075	MZ 254036	1	38	Support	
15	100018	DIN934-M12	1	38	Hex nut	
16	120122	DIN933-M12x50	1	38	Cap screw	
17	482077	MZ 254041	1	38	Support	
18	120111	DIN933-M10x30	2	38	Cap screw	
19	140045	DIN127-A10	4	38	Lockwasher	
20	100016	DIN934-M10	6	38	Hex nut	
21	120101	DIN933-M6x30	1	38	Cap screw	
22	484322	MZ 254923	1	38	Silencer	
23	150059	S59-12.1/2"	1	38	Plug	
24	220022	DIN7603-27.22.2	1	38	Gasket	
25	160096	MZ 454025	1	38	Oil drain pipe	
26	330010	N3-21.20.1	1	38	Clamp	
27	120013	DIN86-AM6x15	2	38	Screw	
28	322357	DIN127-A6	18	38	Lockwasher	
29	100014	DIN934-M6	18	38	Hex nut	
30	150047	MZ 454028	1	38	Connection for pipe	

Code 7 : 409001 - 490999  
 13 : 409001 - 561999  
 38 : 409001 - 925999  
 257 : 501001 - 652999  
 264 : 501001 - 753999  
 276 : 501001 - 925999

Code 441 : 582001 - 925999  
 558 : 663001 - 753999  
 570 : 663001 - 925999  
 675 : 764001 - 925999  
 746 : 764001 - 784437  
 747 : 784438 - 925999



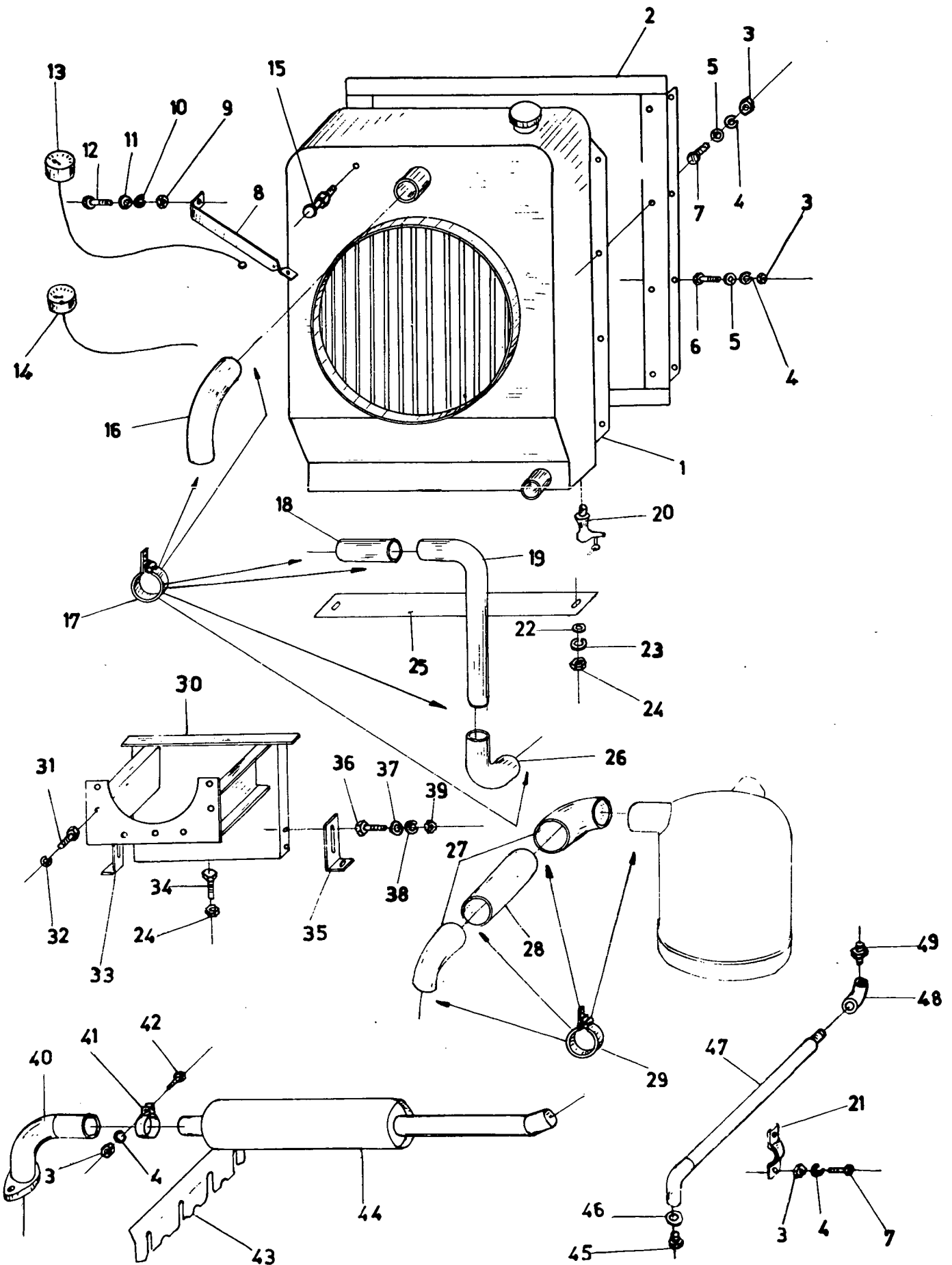
TOEBEHOREN VOOR DEUTZ MOTOR - ACCESSORIES FOR DEUTZ ENGINE  
 ACCESSOIRES POUR MOTEUR DEUTZ - ZUBEHÖR FÜR DEUTZ MOTOR

409001 - 925999

Fig.	Order ref.	Old reference	Qty.	Code	Description	N.B.
31	150062	S160.16.260	4	38	Clamp	
32	190073	S122-70.80.100	1	38	Hose	
33	160071	MZ 454059	1	38	Pipe	
34	190079	S123-70.120.120	1	38	Rubber elbow	
35	482390	MZ 454042	1	38	Support	
36	120102	DIN933-M6x40	3	38	Cap screw	
37	120103	DIN933-M8x15	6	38	Cap screw	
38	322358	DIN127-A8	6	38	Lockwasher	
39	100015	DIN934-M8	6	38	Hex nut	
40	120099	DIN933-M6x15	6	38	Cap screw	
41	120087	DIN931-M14x100	4	38	Cap screw	
42	140047	DIN127-A14	4	38	Lockwasher	
43	120111	DIN933-M10x30	2	38	Cap screw	
44	140017	DIN126-11,5	2	38	Washer	
45	160070	MZ 454032	1	38	Exhaust pipe	
46	150052	N4-122.20.1	1	276	Clamp	
47	150051	N4-60.20.1	1	276	Clamp	
48	030168	MZ 257092	1	675	Oil pipe	
	160042	MZ 255172	1	558	Ditto	
49	150110	DIN3902-L6	1	570	Coupling piece	
50	160097	MZ 457068	1	746	Oil pipe	
	160100		1	747	Oil pipe	
51	301058	MZ 456669	1	558	Ditto	
	030141	MZ 457069	1	746	Oil pipe	
	030266		1	747	Ditto	
52	360051	MZ 454019	1	570	Plate	
53	489259	MZ 452286	1	7	Protection	
54	120007	DIN86-AM4x15	2	7	Screw	
55	100012	DIN934-M4	2	7	Nut	
56	322355	DIN127-A4	2	7	Lockwasher	
57	489774	MZ 454076	1	7	Support	
58	450027	MZ 454094.02	1	38	Element Temp.	Deutz

Code 7 : 409001 - 490999  
 13 : 409001 - 561999  
 38 : 409001 - 925999  
 257 : 501001 - 652999  
 264 : 501001 - 753999  
 276 : 501001 - 925999

Code 441 : 582001 - 925999  
 558 : 663001 - 753999  
 570 : 663001 - 925999  
 675 : 764001 - 925999  
 746 : 764001 - 784437  
 747 : 784438 - 925999





TOEBEHOREN VOOR PERKINS MOTOR - ACCESSORIES FOR PERKINS ENGINE  
 ACCESSOIRES POUR MOTEUR PERKINS - ZUBEHÖR FÜR PERKINS MOTOR

409001 - 490999

Fig.	Order ref.	Old reference	Qty.	Code	Description	N.B.
1	350191	MZ 464743	1	7	Radiator	
2		MZ 464722	1	7	Support	
3	100014	DIN934-M6	20	7	Hex nut	
4	322357	DIN127-A6	20	7	Lockwasher	
5	140015	DIN126-7	20	7	Washer	
6	120099	DIN933-M6x15	12	7	Cap screw	
7	120013	DIN86-AM6x15	10	7	Screw	
8	489267	MZ 464055	1	7	Support	
9	100015	DIN934-M8	1	7	Hex nut	
10	322358	DIN127-A8	1	7	Lockwasher	
11	140016	DIN126-9,5	1	7	Washer	
12	120104	DIN933-M8x20	1	7	Cap screw	
13	305175	MZ 254098.01	1	7	Element	
14	305177	MZ 254099	1	7	Oil pressure indicator	
15	450010	MZ 254098.02	1	7	Element	
16	301479	S123-45.140.140	1	7	Rubber elbow	
17	320451	S160-16.170	6	7	Clamp	
18	190070	S122-38.46.120	1	7	Hose	
19	489266	MZ 463947	1	7	Hose	
20		MZ 250170	1	7	Cock	
21	330010	N3-21.20.1	1	7	Clamp	
22	140018	DIN126-14	2	7	Washer	
23	140046	DIN127-A12	2	7	Lockwasher	
24	100018	DIN934-M12	3	7	Hex nut	
25	482411	MZ 474034	2	7	Intermediate piece	
26	190074	S123-36.75.125	1	7	Rubber elbow	
27	190171	MZ 463937	1	7	Ditto	
28	489268	MZ 464059	1	7	Pipe	
29	150062	S160-16.260	4	7	Clamp	
30	489263	MZ 464042	1	7	Support	
31	120131	DIN933 3/8"x20	7	7	Cap screw	
32	140045	DIN127-A3/8"	7	7	Lockwasher	
33	482075	MZ 254036	1	7	Support	
34	120122	DIN933-M12x50	1	7	Cap screw	
35	482077	MZ 254041	1	7	Support	
36	120110	DIN933-M10x25	4	7	Cap screw	
37	140017	DIN126-11,5	4	7	Washer	
38	140045	DIN127-A10	4	7	Lockwasher	
39	100016	DIN934-M10	4	7	Hex nut	
40	489262	MZ 464032	1	7	Exhaust pipe	
41	150114	N4-62.20.1	1	7	Clamp	
42	120101	DIN933-M6x30	1	7	Cap screw	
43	360251	MZ 462060	1	7	Plate	
44	484322	MZ 253923	1	7	Silencer	
45	150059	S59 1/2" Gas	1	7	Plug	
46	220051	DIN7603-22.27.2	1	7	Seal ring	
47	301060	MZ 464025	1	7	Oil drain pipe	
48	150011	S31-1/2" Gas	1	7	Elbow	
49	300883	S34 3/4" 1/2 Gas	1	7	Reduction nipple	

Code 7 : 409001 - 490999

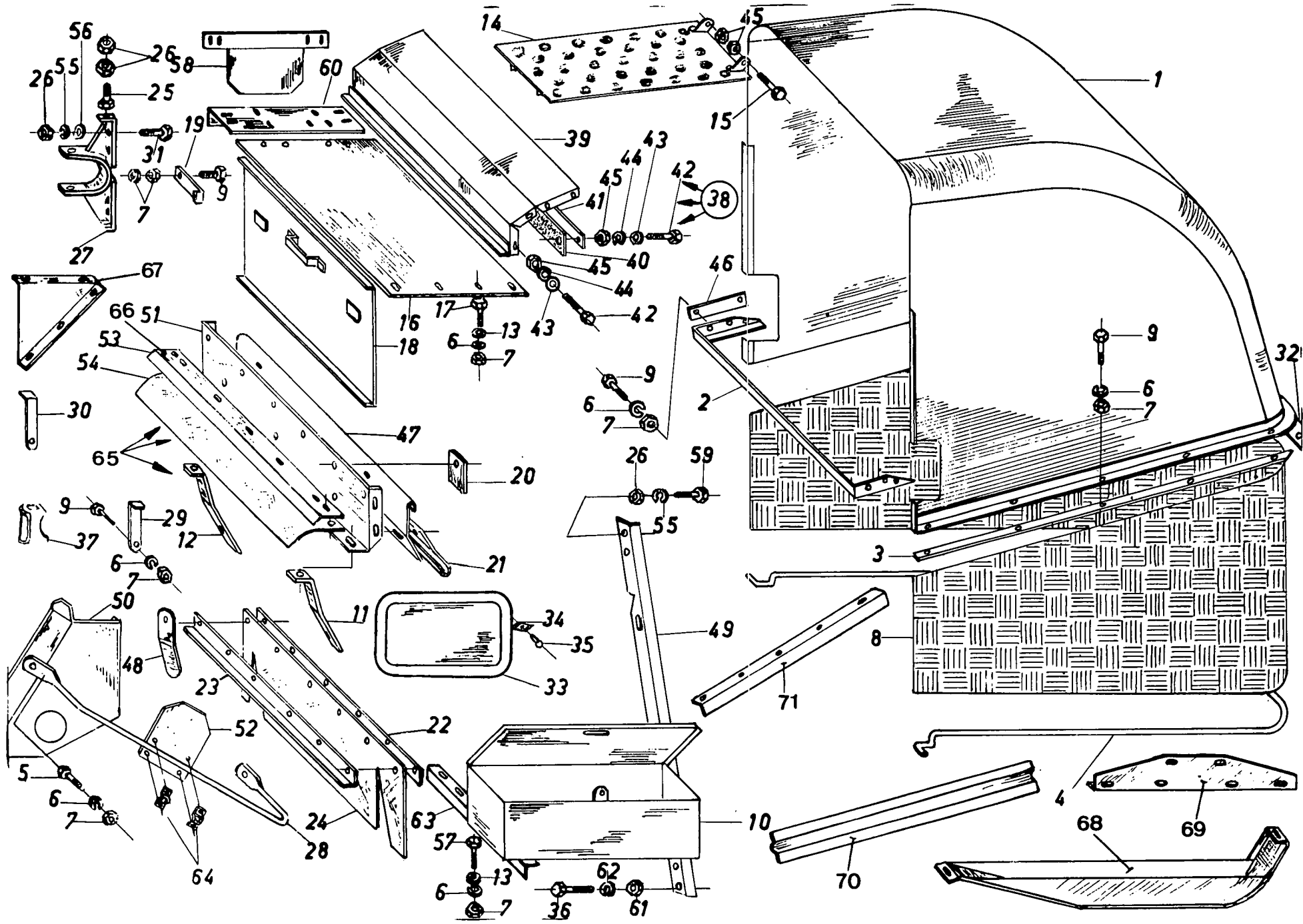


Fig.	Order ref.	Old reference	Qty.	Code	Description	N.B.
1	481953	MZ 123920	1	38	Cap	
2	489144	MZ 124060	1	4	Support	
	481980	MZ 124760	1	180	Ditto	
3	481964	MZ 124028	2	38	Lath	
4	481962	MZ 124026	1	38	Rod for canvas	
5	120105	DIN933-M8x30	48	38	Cap screw	
6	322358	DIN127-A8	90	38	Lockwasher	
7	100015	DIN934-M8	90	38	Hex nut	
8	190044	MZ 124025	1	38	Canvas	
9	120105	DIN933-M8x30	20	38	Cap screw	
10	481970	MZ 124040	1	38	Tool box	
11	487768		1	725	Support	
12	487769		1	725	Support	
13	140016	DIN126-9,5	62	38	Washer	
14	310099	MZ 123918	1	38	Cover	(a)
15	120100	DIN933-M6x20	2	38	Cap screw	
16	310103	MZ 826645	1	570	Cover	
	360245	MZ 124041	1	13	Cover	
	310031	MZ 754045	1	422	Cover	
17	120103	DIN933-M8x15	22	38	Cap screw	
18	484278	MZ 124014	1	38	Plate in front	
19	481942	MZ 124013	2	38	Locking piece	
20	482346		3	725	Ditto	
	481949	MZ 125817	2	422	Ditto	
21	487765		1	725	Dust plate	
	484304		1	669	Ditto	
22	481960	MZ 123921	1	38	Lath	
23	481952	MZ 123919	1	38	Fixing lath	
24	190045	MZ 123929	1	38	Rubber jointing	
25	120124	DIN933-M12x90	1	38	Cap screw	
26	100018	DIN934-M12	7	38	Hex nut	
27	485474	MZ 123910	1	38	Suspension for cutterbar	Right-hand
28	481976	MZ 124043	1	38	Protection	
29	481978	MZ 120155	1	38	Locking piece	Left-hand
30	481979	MZ 120156	1	38	Ditto	Right-hand
31	120121	DIN933-M12x40	4	38	Cap screw	
32	481963	MZ 123927	1	38	Lath	
33	310017	MZ 124050	4	38	Cover	
34	330002	N1.50.1	24	38	Lock	
35	130024	DIN660-5x8	24	38	Rivet	
36	120126	DIN933-M16x30	1	570	Cap screw	

(a) Bij machines met 2e reiniging op platform "type 9102M" of 2e reiniging op graantank "type 9202M", gebruikt 310107 (= MZ 915318).  
 Pour les machines avec 2ème nettoyage sur plateforme "type 9102M" ou 2ème nettoyage sur trémie "type 9202M" employez 310107 (= MZ 915318).  
 For machines with 2nd cleaning on platform "type 9102M" or 2nd cleaning on graintank "type 9202M" use 310107 (= MZ 915318).  
 Für Maschinen mit 2. Reinigung auf Plattform "Type 9102M" oder 2. Reinigung auf Korntank "Type 9202M" gebrauchte 310107 (= MZ 915318).

Code 4 : 409001 - 459999	Code 276 : 501001 - 925999
7 : 409001 - 490999	422 : 582001 - 561999
13 : 409001 - 561999	429 : 582001 - 753999
19 : 409001 - 652999	570 : 663001 - 925999
38 : 409001 - 925999	669 : 764001 - 834999
180 : 470001 - 925999	675 : 764001 - 925999
251 : 501001 - 561999	725 : 845001 - 925999
264 : 501001 - 753999	

300

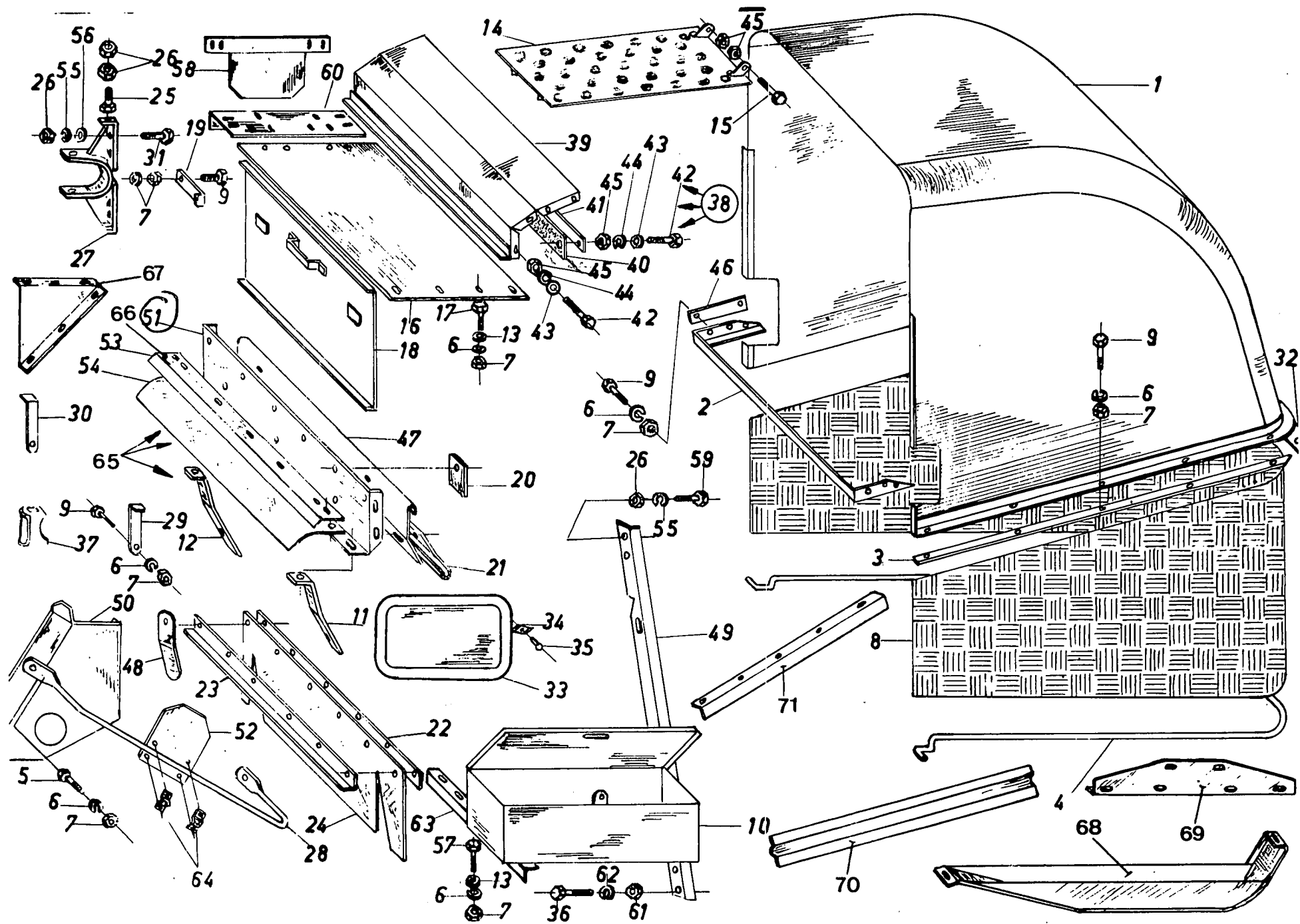
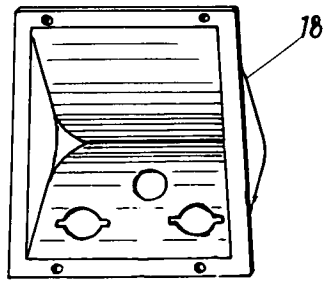
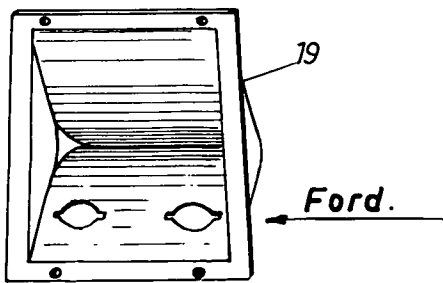
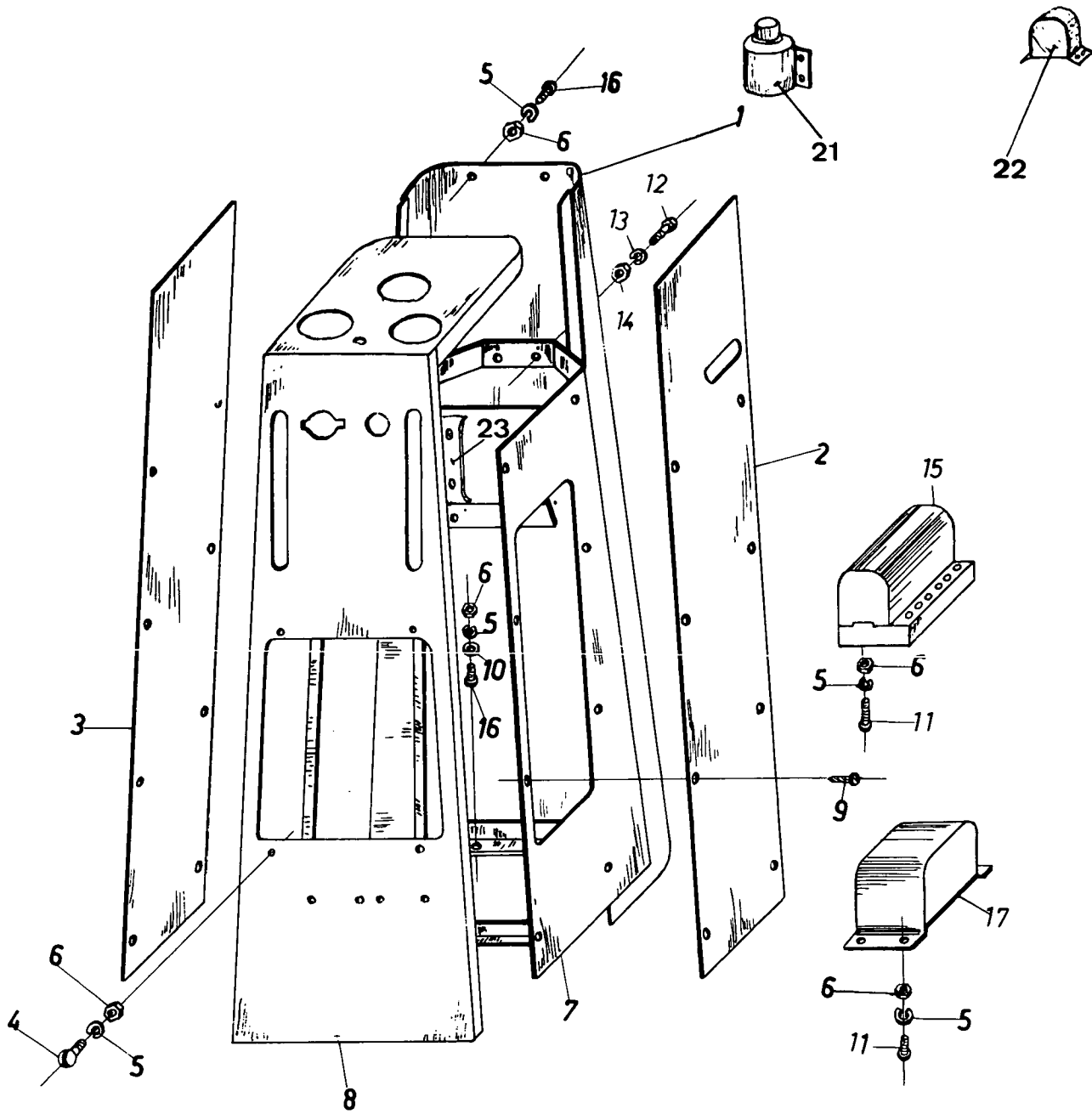


Fig.	Order ref.	Old reference	Qty.	Code	Description	N.B.	
37	481969	MZ 124035	2	38	Support	incl.fig.39 thru 45	
38	030130	MZ 124700.62	1	276	Dust plate compl.		
39	484283	MZ 124762	1	276	Dust plate		
40	190046	MZ 124763	1	276	Jointing		
41	484285	MZ 124764	1	276	Lath		
42	120101	DIN933-M6x30	15	276	Cap screw		
43	140015	DIN126-7	15	276	Washer		
44	322357	DIN127-A6	15	276	Lockwasher		
45	100014	DIN934-M6	15	276	Hex nut		
46	481983	MZ 124761	AR	276	Plate		
47	487770		1	725	Dust plate		
	484305		1	669	Ditto		
48	481965	MZ 124030	2	276	Joint		Left-hand
49	481977	MZ 125845	1	570	Support		
50	481961	MZ 124024	1	276	Protection		
51	310136		1	725	Plate		
	360244	MZ 123911	1	13	Plate		
	481939	MZ 125811	1	429	Plate		
	481940		1	669	Plate		
52	360165		1	725	Protection		
53	484306		1	675	Lath		
54	190122		1	675	Rubber jointing		
	190043	MZ 123922	1	19	Ditto		
55	140046	DIN127-A12	8	38	Lockwasher		
56	140018	DIN126-14	4	38	Washer		
57	120104	DIN933-M8x20	4	38	Cap screw		
58	484567	MZ 826650	1	570	Plate		
59	120120	DIN933-M12x30	4	570	Cap screw		
60	484566	MZ 826646	1	570	Plate		
61	100020	DIN934-M16	1	570	Hex nut		
62	140048	DIN127-A16	1	570	Lockwasher		
63	483601	MZ 825908	2	570	Support		
64	330007		2	725	Clamp		
65	030078		1	669	Plate compl.		incl.fig.21,47,51 thru 54
66	481960	MZ 123921	1	19	Lath		
67	310098	MZ 123915	1	19	Protection		
68	489712	MZ 124017	1	7	Support		
69	360037	MZ 124007	1	7	Support		
70	250053	N11-60.1100.1	1	264	Lath		
71	489143	MZ 124042	2	251	Angle steel		

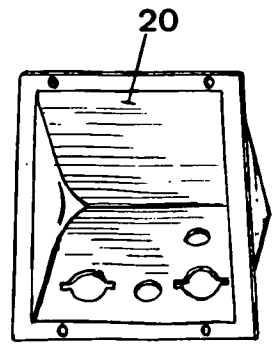
(a) Bij machines met 2e reiniging op platform "type 9102M" of 2e reiniging op graantank "type 9202M", gebruikt 310107 (=MZ 915318).  
 Pour les machines avec 2ème nettoyage sur plateforme "type 9102M" ou 2ème nettoyage sur trémie "type 9202M" employez 310107 (=MZ 915318).  
 For machines with 2nd cleaning on platform "type 9102M" or 2nd cleaning on graintank "type 9202M" use 310107 (=MZ 915318).  
 Für Maschinen mit 2. Reinigung auf Plattform "Type 9102M" oder 2. Reinigung auf Korntank ("Type 9202M" gebrauche 310107 (=MZ 915318).

Code 4 : 409001 - 459999  
 7 : 409001 - 490999  
 → 13 : 409001 - 561999  
 19 : 409001 - 652999  
 38 : 409001 - 925999  
 180 : 470001 - 925999  
 251 : 501001 - 561999  
 264 : 501001 - 753999

Code 276 : 501001 - 925999  
 422 : 582001 - 561999  
 → 429 : 582001 - 753999  
 570 : 663001 - 925999  
 → 669 : 764001 - 834999  
 675 : 764001 - 925999  
 → 725 : 845001 - 925999



DEUTZ



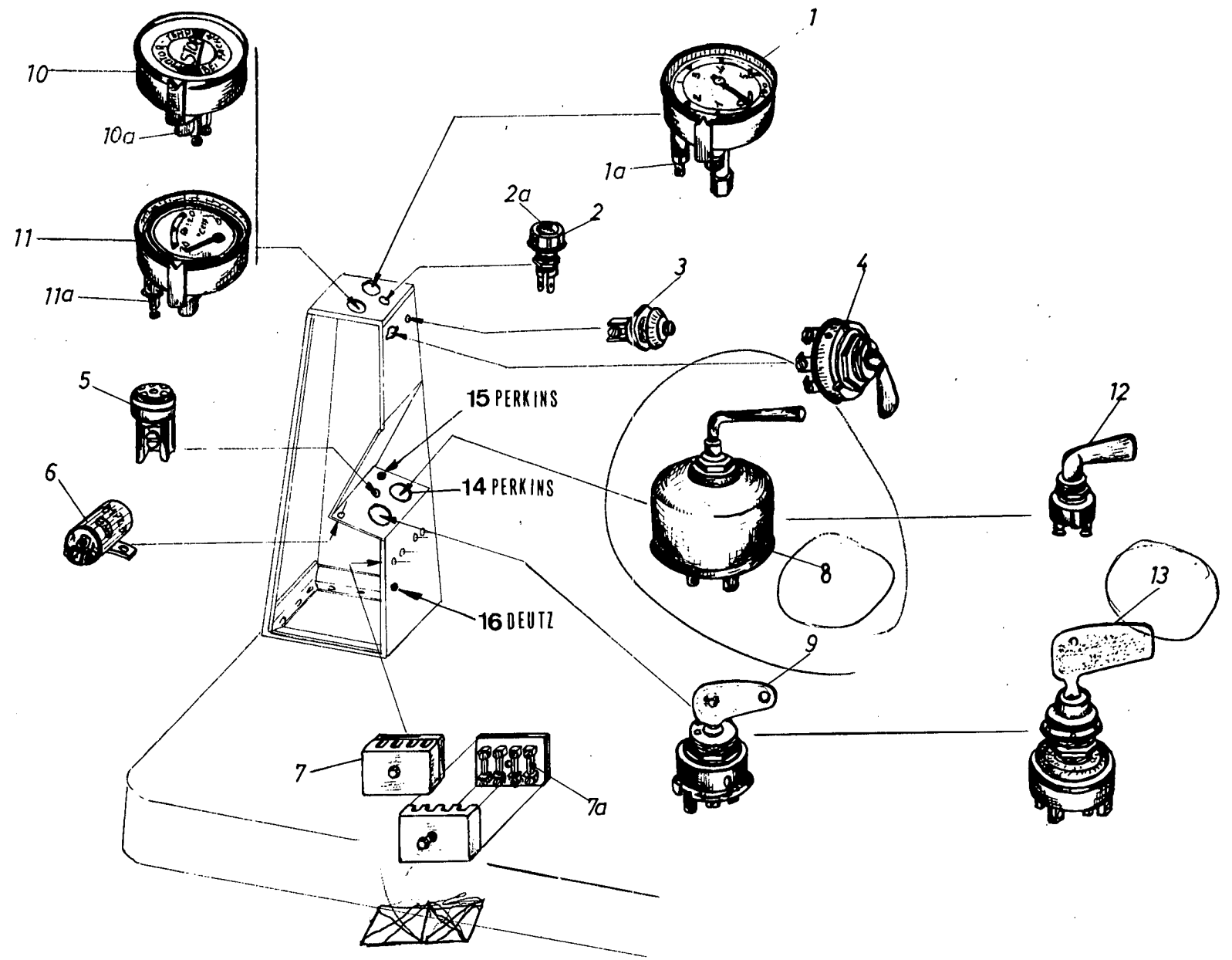
PERKINS

INSTRUMENTENKAST - INSTRUMENT CASING  
BOITE D'INSTRUMENTS - INSTRUMENTENKASTE

409001 - 925999

Fig.	Order ref.	Old reference	Qty.	Code	Description	N.B.
1	482152	MZ 284002	1	7	Plate	
	482164	MZ 285002	1	276	Plate	
2	482164	MZ 285016	1	38	Protecting plate	Right-hand
3	482165	MZ 285017	1	38	Ditto	Left-hand
4	120005	DIN84-AM6x20	4	38	Screw	
5	322357	DIN127-A6	11	38	Lockwasher	
6	100014	DIN934-M6	11	38	Hex nut	
7	482141	MZ 284001	1	38	Casing	
8	482153	MZ 285003	1	276	Plate	
	489167	MZ 284003	1	7	Plate	
9	130055	DIN7971-S4,8x9,5	16	38	Screw	
10	140015	DIN126-7	4	38	Washer	
11	120013	DIN86-AM6x15	8	38	Screw	
12	120104	DIN933-M8x20	2	38	Cap screw	
13	322358	DIN127-A8	2	38	Lockwasher	
14	100015	DIN934-M8	2	38	Hex nut	
15	470011	LUCAS RB 108	1	441	Voltage regulator	
	470012	LUCAS RB 10672	1	13	Ditto	Ford
16	120100	DIN933-M6x20	6	38	Cap screw	
17	470024	RS/TBA/75-90	1	441	Voltage regulator	
	470025	RS/VA130/12/4	1	13	Ditto	Deutz
18	482395	MZ 454044	1	38	Instrument casing	Deutz
19	482417	MZ 474044	1	38	Ditto	Ford
20	489264	MZ 464044	1	7	Ditto	
21	321079	Pirkins 0840003	1	7	Starting equipment	Perkins
22	470011	Lucas RB 108	1	7	Voltage regulator	Perkins
23		MZ 284030	1	4	Spring	

Code 4 : 409001 - 459999  
 7 : 409001 - 490999  
 13 : 409001 - 561999  
 38 : 409001 - 925999  
 276 : 501001 - 925999  
 441 : 582001 - 925999





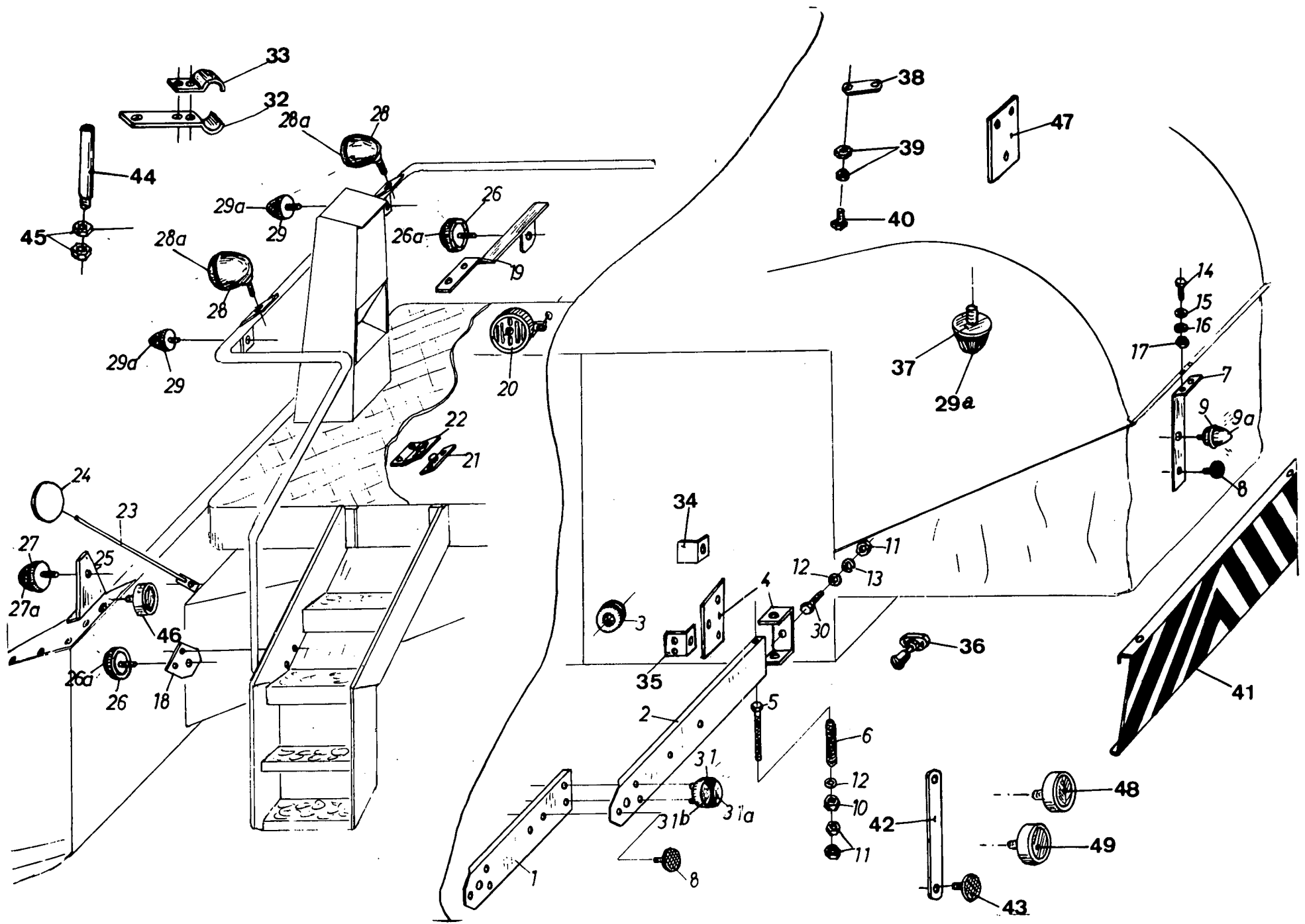
ELEKTRISCHE INSTRUMENTEN - ELECTRICAL INSTRUMENTS  
 INSTRUMENTS ELECTRIQUES - ELEKTRISCHE INSTRUMENTE

409001 - 925999

Fig.	Order ref.	Old reference	Qty.	Code	Description	N.B.
1	450012	MZ 254099	1	38	Oil pressure indicator	incl.fig.1a
1a	470047	Osram 3898.2W	1	38	Lamp	
2	470008	Bosch JJ7/9	1	38	Control light	incl.fig.2a
2a	470013	Osram 3796.2W	1	38	Lamp	
3	470032	Bosch SH/TD 7/1	1	38	Push button	
4	470034	Bosch SH/WH 7/2	1	276	Switch	
	302984	Hella 51/7	1	7	Switch	
5	470050	SHWJ7H 12Z	1	38	Control filament	Deutz
6	470029	Hella 91P2 15W	1	38	Flasher unit	
7	470028	Bosch SEA 17L1Z	2	38	Box with fuses	incl.fig.7a
7a	470005	Bosch NSG 3/3 Z	AR	38	Fuse	
8	470048	Bosch SH/GH1/2	1	38	Starter switch	Deutz
9	470039	SH/KSA 3/6	1	38	Ignition and light switch	Deutz
		SH/GH 1/10	1	7	Ditto	
10	450013	MZ 454094.01	1	276	Thermometer	incl.fig.10a Deutz
	305175	MZ 254098.01	1	7	Ditto	
10a	470013	Osram 3796 2W	1	38	Lamp	
11	305175	MZ 254094.01	1	441	Thermometer	Ford incl.fig.11a
11a	470013	Osram 3796 2W	1	38	Lamp	
12	470035	Bosch SSH38L 22Z	1	276	Light - switch	Ford
	302982	Hella 31/54 D	1	7	Ditto	
13	470030	Bosch SH/Gas 1B1	1	276	Ignition and starter switch	
	302989	CAV 108.24	1	7	Ditto	
14	302990	CAV 108.25	1	7	Heater button	Perkins
15	306381	Perkins 30484	1	7	Pump for starting	Perkins
16	302999	SWJ 10/4Z	1	7	Resistance	Deutz

Code 7 : 409001 - 490999  
 38 : 409001 - 925999  
 276 : 501001 - 925999  
 441 : 582001 - 925999

030149 - Motorkabel ford new 40-75



ELEKTRISCHE VERLICHTING - ELECTRIC LIGHTING EQUIPMENT  
 ECLAIRAGE ELECTRIQUE - ELEKTRISCHE BELEUCHTUNG SANLAGE

409001 - 925999

Fig.	Order ref.	Old reference	Qty.	Code	Description	N.B.
1	484358	MZ 386004	2	570	Plate	(a)
2	484355	MZ 386001	1	488	Plate rear lights	Left-hand
	484357	MZ 386002	1	488	Ditto	Right-hand
	489245	MZ 384001	1	7	Ditto	Left-hand
		MZ 384002	1	7	Ditto	Right-hand
	489246	MZ 385001	1	251	Ditto	Left-hand
	489247	MZ 385002	1	251	Ditto	Right-hand
	482310	MZ 385801	1	418	Ditto	Left-hand
		MZ 385802	1	418	Ditto	Right-hand
3	190067	S99-11.18.6	2	276	Cable passage	
4	488384		2	725	Hinge piece	
		MZ 384005	2	149	Ditto	
	489248	MZ 385005	2	251	Ditto	
		MZ 385803	2	418	Ditto	
		MZ 386003	2	675	Ditto	
5	120118	DIN933-M10x120	2	441	Cap screw	
6	180021	N50-21.78.3,5	2	441	Spring	
7	487040		1	675	Support	(b)
	482354	MZ 385098	1	264	Ditto	(c)
	489256	MZ 384099	1	7	Ditto	(c)
8	470022	Hella R5	2	38	Reflector	
	470023	Hella R9	3	38	Ditto	(b)
9	470026	Hella S410-10	1	276	Rear light	(b) incl.fig.9a
	305171	ULO 5150	1	7	Ditto	
9a	470014	Hella G125	1	276	Lamp	(b)
10	100037	DIN985-M10	2	441	Nut	
11	100016	DIN934-M10	6	38	Hex nut	
12	140017	DIN126-11,5	6	38	Washer	
13	140045	DIN127-A10	4	38	Lockwasher	
14	120105	DIN933-M8x30	2	675	Cap screw	
15	140016	DIN126-9,5	2	675	Washer	
16	322358	DIN127-A8	2	675	Lockwasher	
17	100015	DIN934-M8	2	675	Hex nut	
18	482353	MZ 385197	1	725	Support	
19	487036		1	725	Ditto	
20	470007	Hella B31.12	1	38	Horn	
21	470002	Hella 81/14	1	38	Switch for stop	
22	482321	MZ 384007	1	38	Support	
23	482345	MZ 384020	2	276	Support	
24	350019	MZ 384021	2	276	Rear view mirror	
25	486803		2	675	Support on table	
	489698	MZ 385014	1	264	Ditto	Left-hand
	482323	MZ 385013	1	264	Ditto	Right-hand
	301047	MZ 384004	2	7	Ditto	

(a) Enkel voor kanaalbreedte 3,6-4,2-5,4  
 Only for cutterbar of 11'10"-13'10"-17'10"  
 Uniquement pour barre de coupe 3,6-4,2-5,4  
 Nur für Schnittbreite 3,6-4,2-5,4

(b) Enkel voor Duitsland, Zwitserland en Oostenrijk  
 Only for Germany, Switzerland, Austria  
 Uniquement pour l'Allemagne, la Suisse et Autriche  
 Nur für Deutschland, die Schweiz, Oesterreich

(c) Enkel met pers / Uniquement avec presse / Only with press / Nur mit Presse

Code 7 : 409001 - ~~925999~~ <sup>490999</sup> Code 418 : 582001 - 592999  
 13 : 409001 - 561999 Code 435 : 582001 - 834999  
 38 : 409001 - 925999 Code 441 : 582001 - 925999  
 149 : 470001 - 490999 Code 488 : 602001 - 925999  
 251 : 501001 - 561999 Code 570 : 663001 - 925999  
 264 : 501001 - 753999 Code 675 : 764001 - 925999  
 270 : 501001 - 834999 Code 725 : 845001 - 925999  
 276 : 501001 - 925999

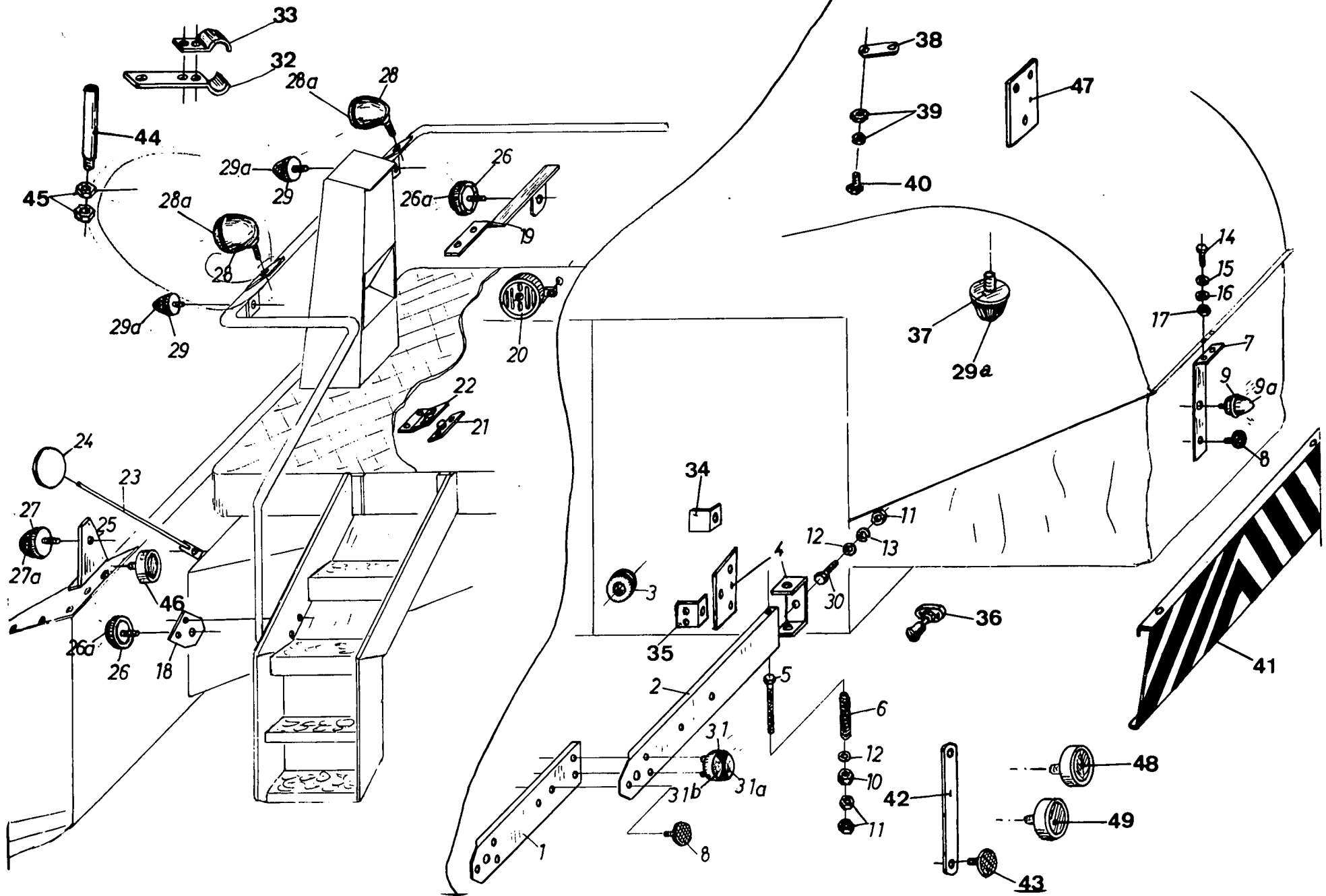


Fig.	Order ref.	Old reference	Qty.	Code	Description	N.B.
26	470001	Hella 10/16	2	276.	Parking light	incl.fig.26a
	305194	ULO 5154	4	7	Ditto	
26a	470017	Hella L125	2	38	Lamp	
27	470001	Hella 10/16	2	276	Parking light	incl.fig.26a
28	470010	Hella 130/95KD	2	38	Head lamp	incl.fig.28a
28a	470020	Osram 7327	2	38	Lamp	
	470019	Bosch NGL 528.1Z	2	38	Lamp	(b)
29	470003	Hella BL410.10	2	276	Front indicator	incl.fig.29a
29a	470021	Osram 7533	2	276	Lamp	
30	120111	DIN933-M10x30	2	441	Cap screw	
31	470027	Hella SBK 100.6	2	276	Rear light	incl.fig.31a,31b
31a	470016	Hella K1210	2	276	Lamp for rear light	
31b	470018	Hella K1215	2	276	Lamp for indicator	
32	489251	MZ 384011	2	251	Support	(b)
33	489252	MZ 384012	2	251	Ditto	(b)
34	489250	MZ 385008	2	251	Thrust piece	
35	489249	MZ 384006	2	13	Ditto	
36	470033	Hella 61/11	1	270	Switch for press	
37	470003	Hella BL410.10	1	270	Light on press	incl.fig.29a
38	330016	N3-73.13.1	AR	270	Clamp	
39	100012	DIN934-M4	2	270	Hex nut	
40	120007	DIN86-AM4x15	2	270	Screw	
41	482344	MZ 384019	1	270	Signal plate on press	(b)
42	489254	MZ 385017	2	251	Support	(b)
43	470022	Hella R5	2	251	Reflector	(b)
44		MZ 384003	2	7	Support	
45	301463	S57-12.G3/4"	4	7	Nut	
46	305193	ULO 5150	2	7	Reflector	(a)
47	482353	MZ 385197	1	435	Support	(c)
48	305192	ULO 5151	2	7	Red light for number-plate	
49	470003	ULO 5153	2	7	Indicator rear	

(a) Enkel voor kanaalbreedte 3,6-4,2-5,4  
 Only for cutterbar of 11'10"-13'10"-17'10"  
 Uniquement pour barre de coupe 3,6-4,2-5,4  
 Nur für Schnittbreite 3,6-4,2-5,4

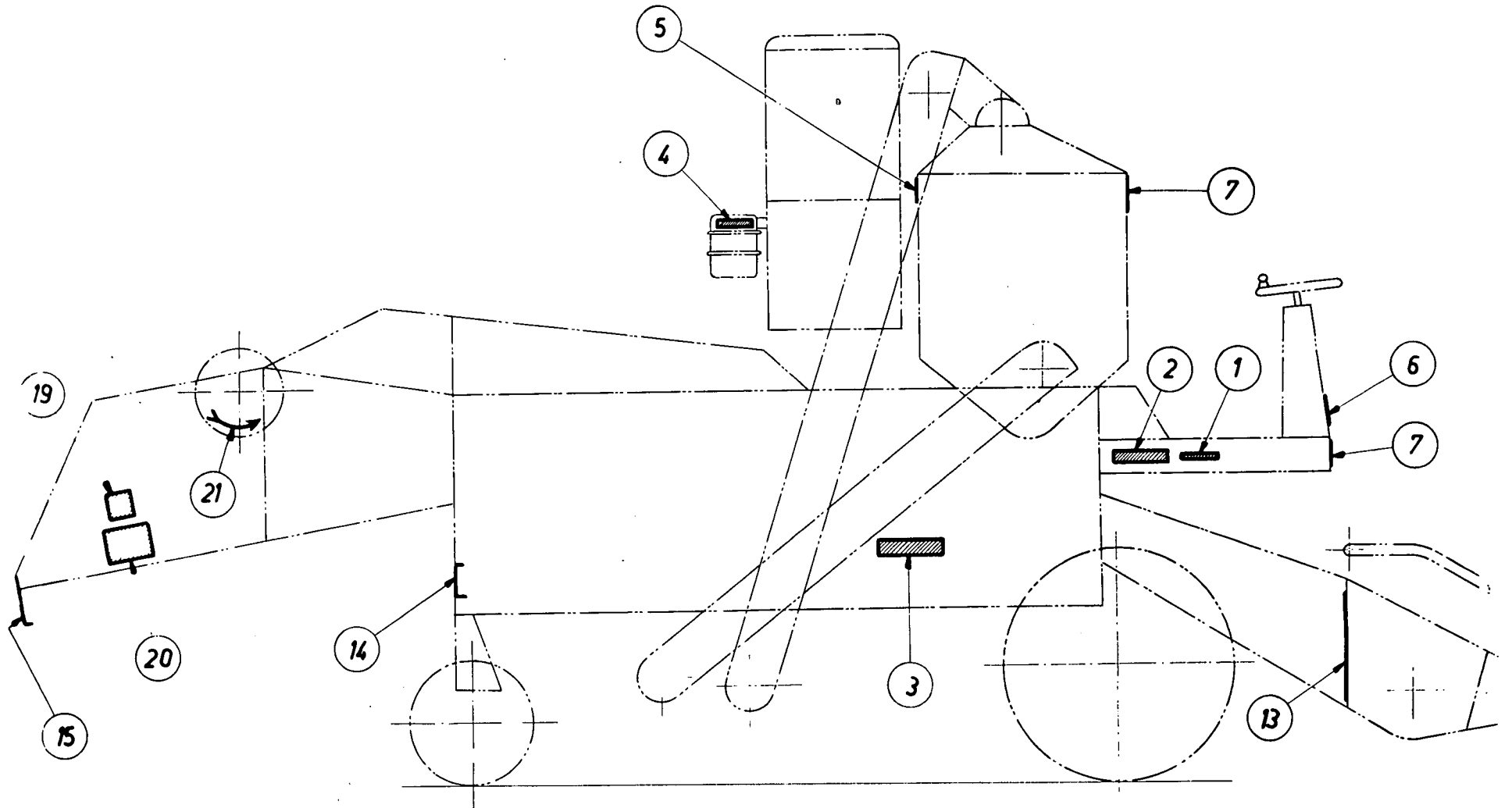
(b) Enkel voor Duitsland, Zwitserland en Oostenrijk  
 Only for Germany, Switzerland, Austria  
 Uniquement pour l'Allemagne, la Suisse et Autriche  
 Nur für Deutschland, die Schweiz, Oesterreich

(c) Enkel met pers / Uniquement avec presse / Only with press / Nur mit Presse

Code 7 : 409001 - 490999  
 13 : 409001 - 561999  
 38 : 409001 - 925999  
 149 : 470001 - 490999  
 251 : 501001 - 561999  
 264 : 501001 - 753999  
 270 : 501001 - 834999  
 276 : 501001 - 925999

Code 418 : 582001 - 592999  
 435 : 582001 - 834999  
 441 : 582001 - 925999  
 488 : 602001 - 925999  
 570 : 663001 - 925999  
 675 : 764001 - 925999  
 725 : 845001 - 925999

310

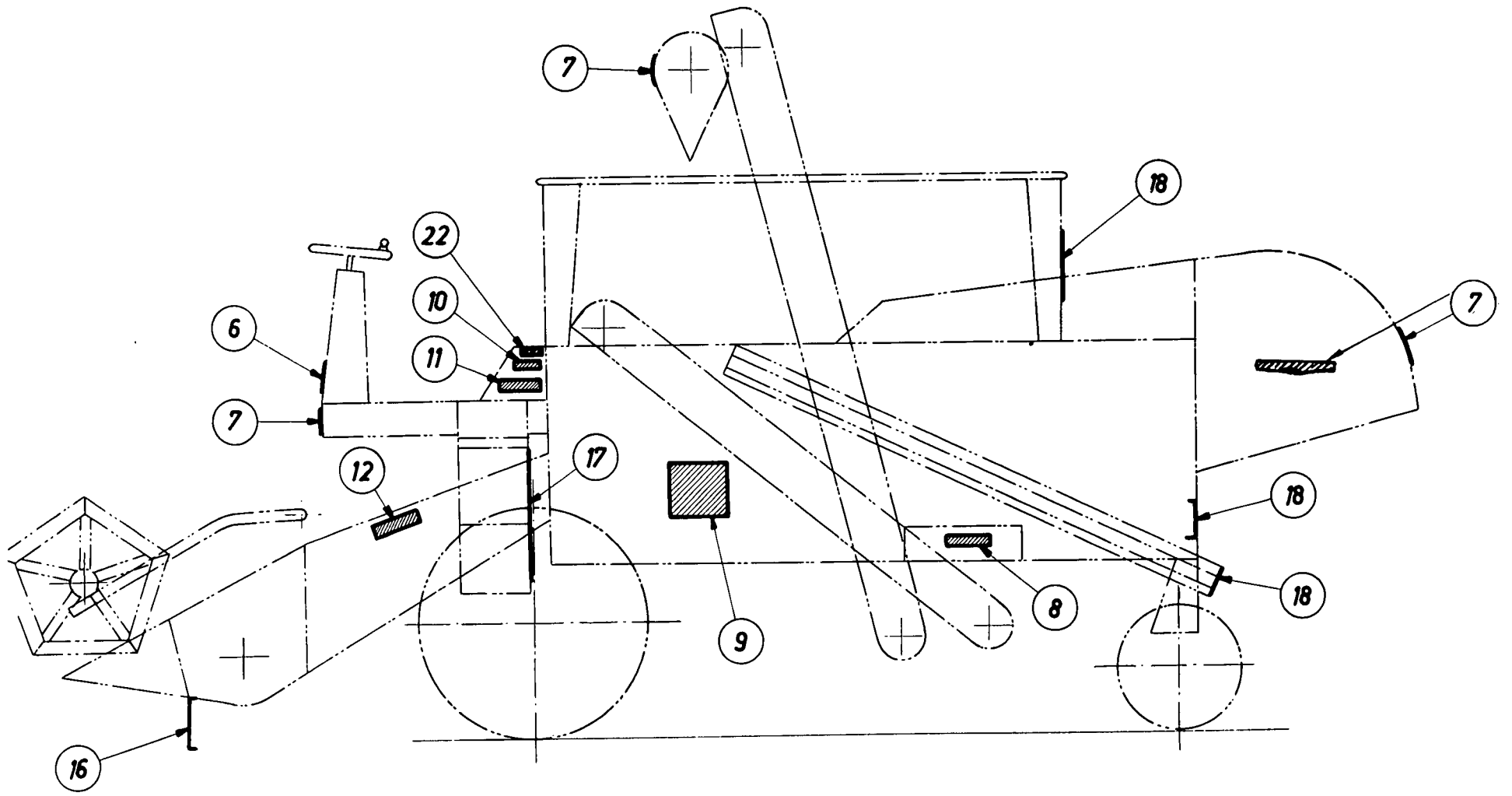


PLAKPLAATJES - TRANSFERS  
 DECALCOMANIES - KLEBEBILDER

409001-925999

Fig.	order ref.	Old reference	Code	Description
1	350027	N200-10.1	38	"Made in Belgium"
2	350046	N200-51.2	38	"Spanning van de trommelriem"
	350047	N200-51.3	38	"Tension de la courroie du batteur"
3	350048	N200-51.4	38	"Tension of drum belt"
	350049	N200-51.5	38	"Spannung des Dreschtrommelriemens"
	350098	N200-51.6	38	"Cylindervariator"
	350066	N200-56.2	38	"Windmolen-reiniging-gebroken graan"
	350067	N200-56.3	38	"Ventilateur-nettoyage-grain cassé"
	350068	N200-56.4	38	"Air flow-cleaning-broken grain"
4	350069	N200-56.5	38	"Wind-reinigung-Kornerbruch"
	350099	N200-56.6	38	"TAERSKNING"
	350050	N200-52.2	38	"Luchtfilter"
	350051	N200-52.3	38	"Filtre à air"
	350052	N200-52.4	38	"Air filter"
5	350053	N200-52.5	38	"Luftfilter"
	350062	N200-55.2	38	"Motor"
	350063	N200-55.3	38	"Moteur"
	350064	N200-55.4	38	"Engine"
	350065	N200-55.5	38	"Motor"(Deutsch)
6	350100	N200-55.6	38	"Motor"(Dänisch)
	350028	N200-11.1	38	"M103"
7	350097	N200-13.1	38	"Clayson"
8	350054	N200-53.2	38	"Let op riemen en kettingen"
	350055	N200-53.3	38	"Attention courroies et chaînes"
	350056	N200-53.4	38	"Warning belts and chains"
	350057	N200-53.5	38	"Achtung Riemen und Ketten"
	350099	N200-56.6	38	"TAERSKNING"
9	350042	N200-50.2	38	"Tractievariator"
	350043	N200-50.3	38	"Variateur de traction"
	350044	N200-50.4	38	"Ground speed variator"
	350045	N200-50.5	38	"Stufenloses Getriebe"
	350101	N200-50.6	38	"Million gear"

Code 38 : 409001 - 925999





PLAKPLAATJES - TRANSFERS  
 DECALCOMANIES - KLEBEBILDER

409001 - 925999

Fig.	Order ref.	Old reference	Code	Description
10	350070	N200-57.2	38	"Spanning platte riem"
	350071	N200-57.3	38	"Tension de la courroie plate"
	350072	N200-57.4	38	"Tension of flat belt"
	350073	N200-57.5	38	"Spannung des Flachriemens"
	350102	N200-57.6	38	"Fladremmen"
11	350029	N200-12.1	38	"Motor zonder olie, zonder water, hydrauliek zonder olie" "Moteur sans huile, sans eau, hydraulique sans huile" "Engine without oil, without water, hydraulic without oil" "Motor ohne Oel, ohne Wasser, Hydraulik ohne Oel"
12	350058	N200-54.2	38	"Maaibalk, elevatorkettingen"
	350059	N200-54.3	38	"Barre de coupe, chaine du convoyeur"
	350060	N200-54.4	38	"Cutterbar, elevatorchain"
	350061	N200-54.5	38	"Mähbalken, Elevatorketten"
	350103	N200-54.6	38	"SKAERETØJ OG HALMELEVATOR"
13	350040	N200-40.9	38	Verwittegingsstrepen / Bandes de signalisation / Warning stripes / Benachrichtigungsstreichen
14	350041	N200-41.9	38	Idem
15	350032	N200-20.7	38	Idem
16	350033	N200-21.7	38	Idem voor kanaal 2,5m / Pour tablier 2,5 m / for table 8'2" / für Schneidwerk 2,5m
	350034	N200-22.7	38	Idem 3m - 9'10"
	350035	N200-23.7	38	Idem 3,6 m - 11'10"
	350036	N200-24.7	38	Idem 4,2 m - 13'10"
17	350038	N200-26.8	38	Verwittegingsstrepen / Bandes de signalisation / Warning stripes / Benachrichtigungsstreichen
18	350039	N200-27.8	38	Idem
19	350080	N200-71.5	38	"Wichtig"
20	350079	N200-70.3	38	"Rivierre Casalis"
21	350081	N200-72.8	38	"Pijl" "Pfeil" "Flèche"
22	350074	N200-58.5	38	"Arrow" "Achtung bei Strassenfahrt"

Code 38 : 409001 - 925999

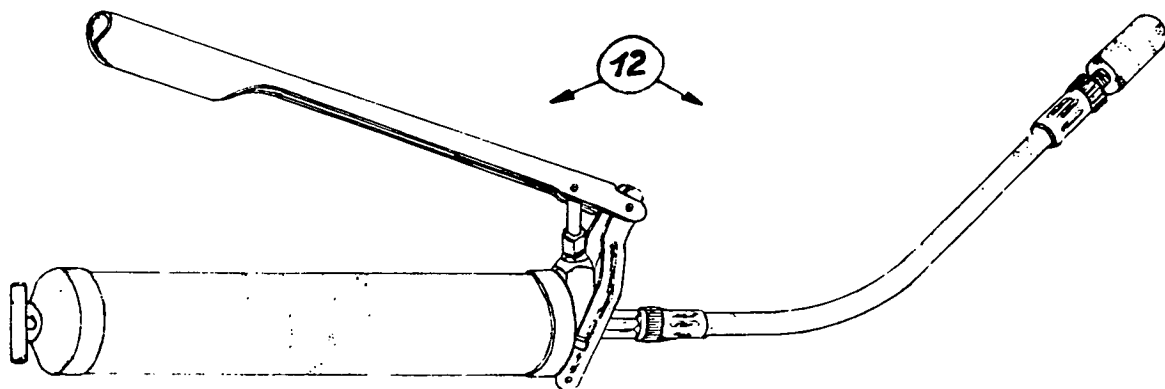
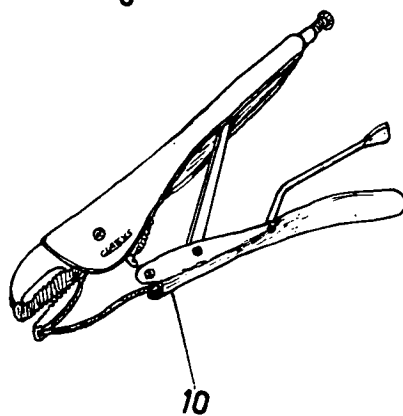
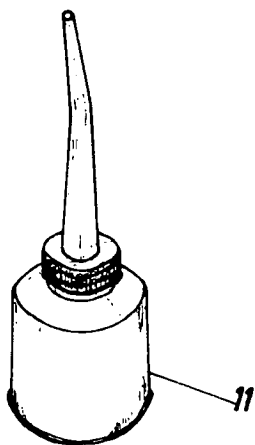
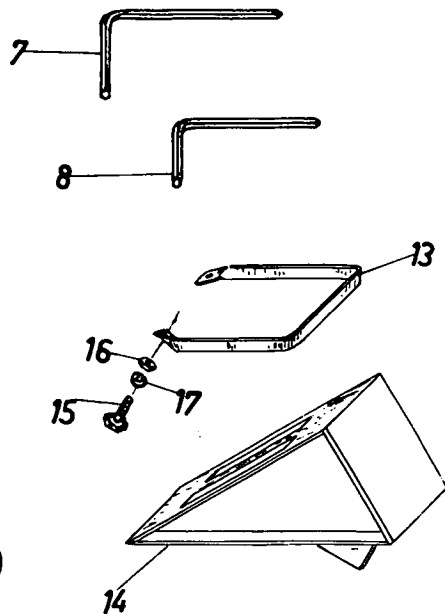
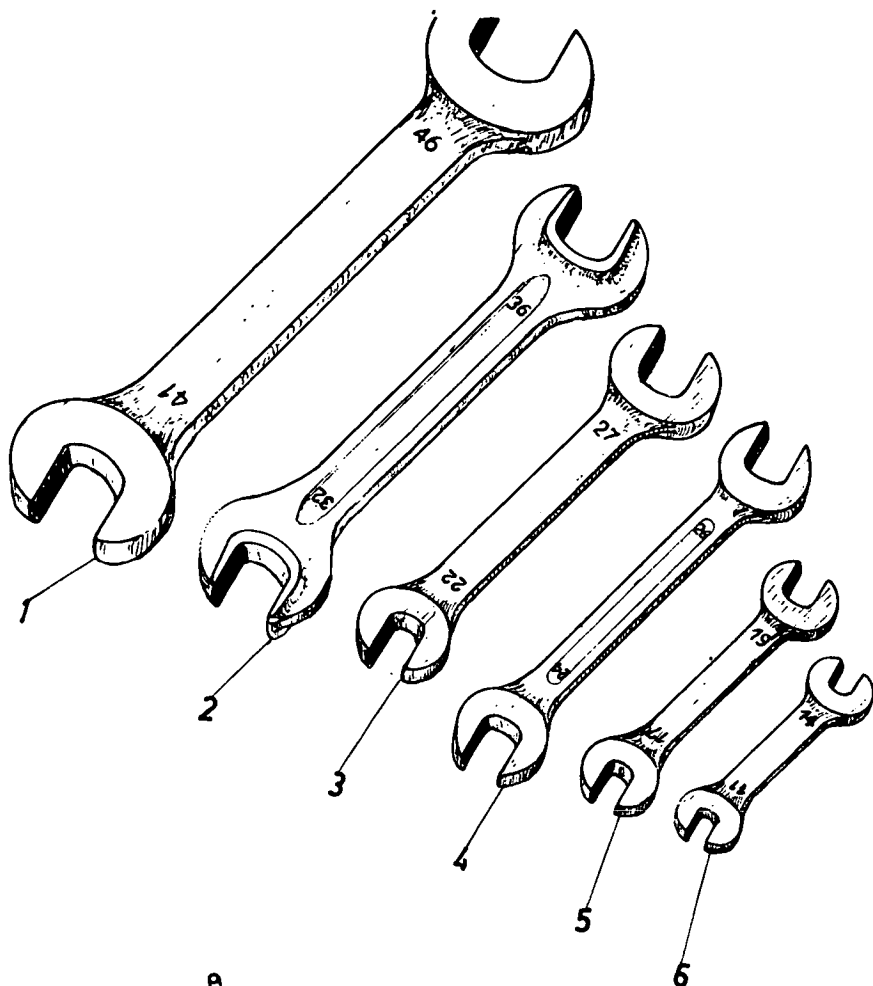
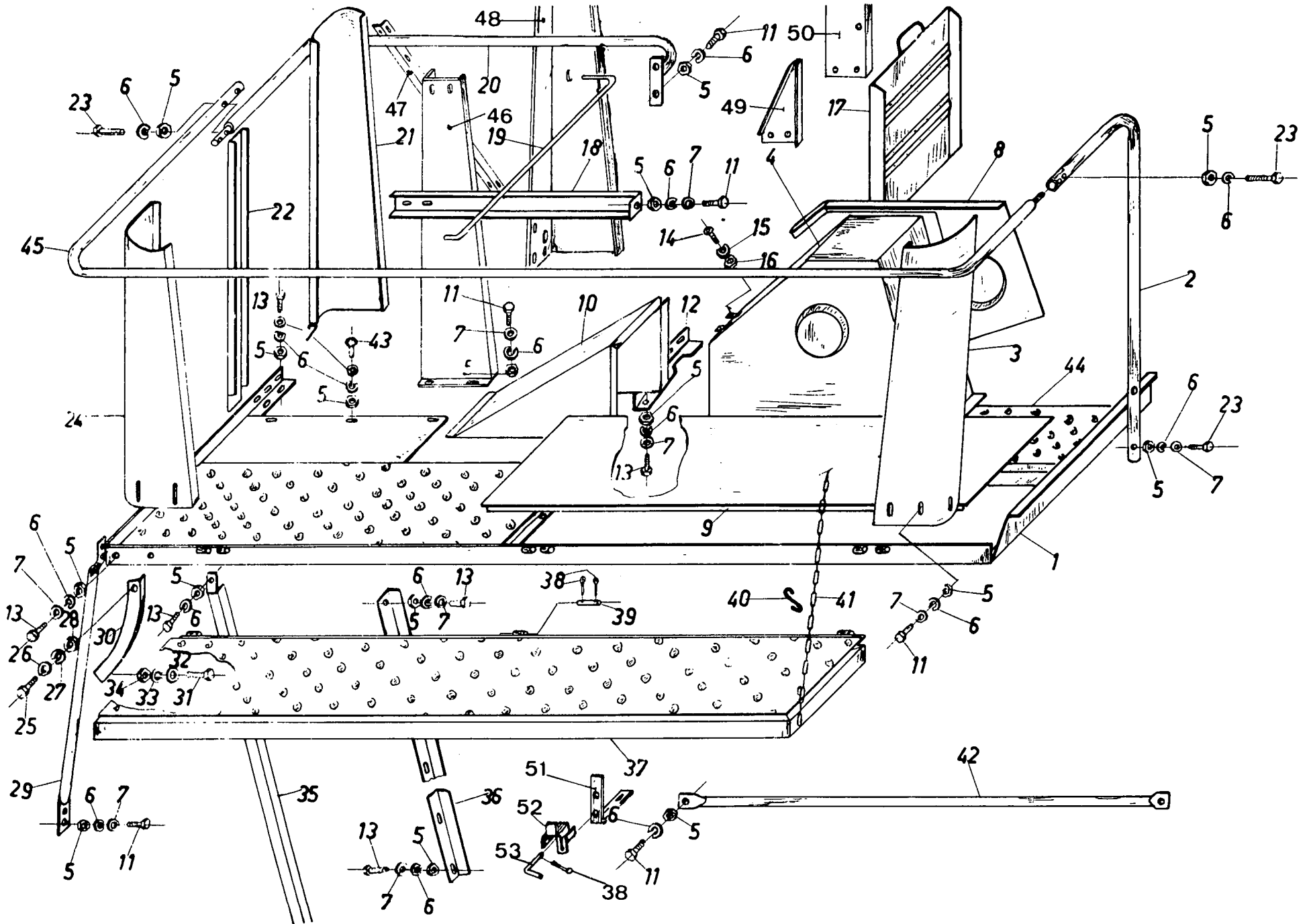


Fig.	Order ref.	Old reference	Qty.	Code	Description	N.B.
1	440010	N202-46.41	1	38	Double end spanner	46.41
2	440009	N202-36.32	1	38	Ditto	36.32
3	440008	N202-27.22	1	38	Ditto	27.22
4	440007	N202-26.24	1	38	Ditto	26.24
5	440006	N202-19.17	1	38	Ditto	19.17
6	440005	N202-14.11	1	38	Ditto	
7	440002	DIN911-6	1	38	Hex head wrench	6 mm
8	440001	DIN911-5	1	38	Ditto	5 mm
9	440011	N204-10.1	1	38	Screw driver	
10	440012	N204-10.2	1	38	Vise-grip wrench	
11	440013	N204-10.3	1	38	Oil-can	
12	440014	N204-10.4	1	38	Grease-gun	
13	482352	MZ 384026	1	38	Fixing piece	
14	482347	MZ 384025	1	38	Key	
15	120111	DIN933-M10x30	2	38	Cap screw	
16	100016	DIN934-M10	2	38	Hex nut	
17	140045	DIN127-A10	2	38	Lockwasher	

Code 38 : 409001 - 925999



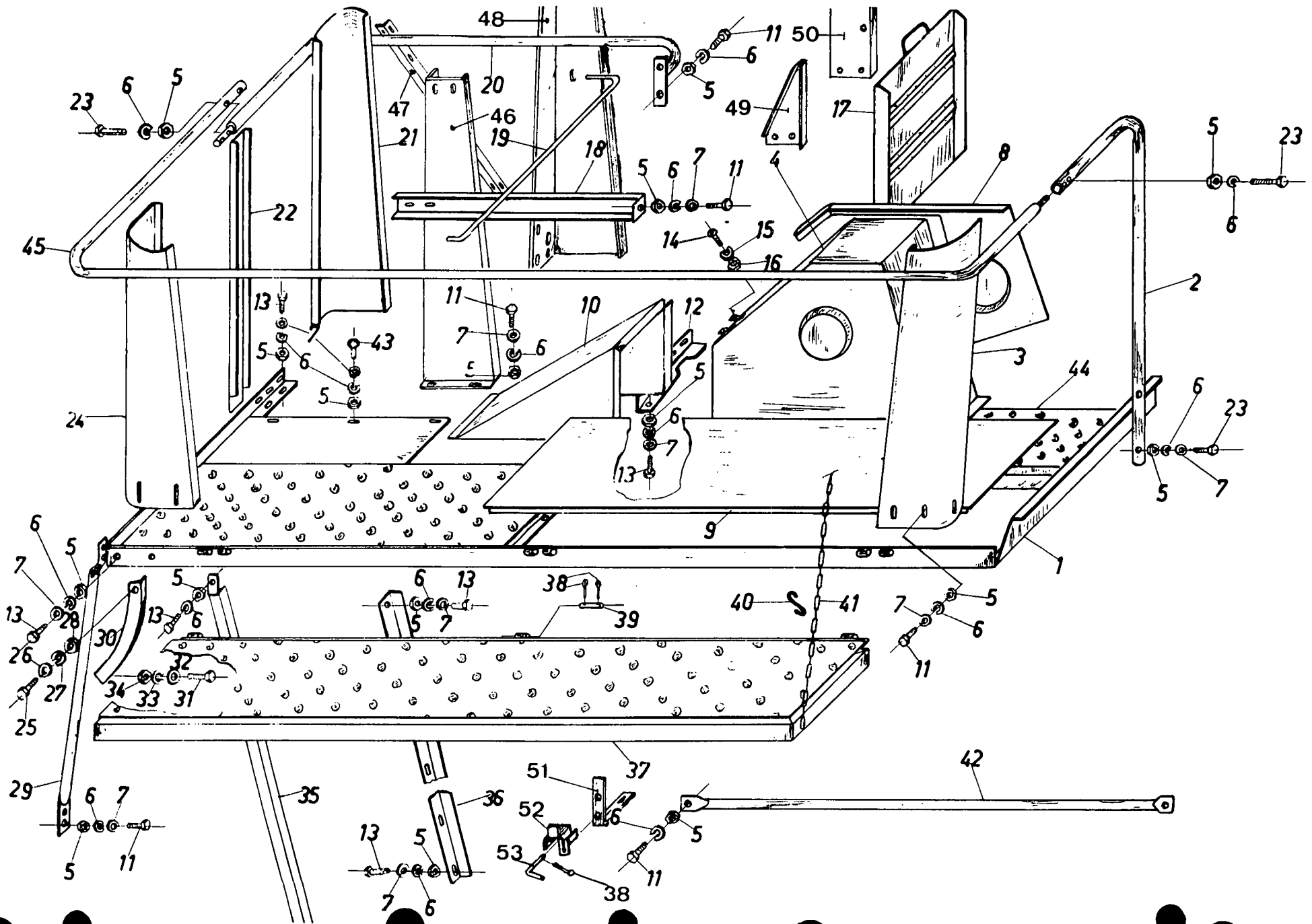
PLATFORM VOOR SORTEERDER - PLATFORM FOR SORTER  
 PLATEFORME POUR TRIEUR - PLATTFORM FÜR SORTIERZYLINDER

409001 - 925999

Fig.	Order ref.	Old reference	Qty.	COde	Description	N.B.
1	483576	MZ 824001	1	7	Platform	Left-hand Left-hand
	484560	MZ 825901	1	276	Ditto	
2	486978		1	675	Hand-rail	
	485486	MZ 826821	1	576	Ditto	
3	486983		1	675	Support	
	483606	MZ 824017	1	26	Support	
4	360093	MZ 825825	1	441	Protection	
	360263	MZ 824725	1	13	Ditto	
5	100015	DIN934-M8	65	38	Hex nut	
6	322358	DIN127-A8	55	38	Lockwasher	
7	140016	DIN126-9,5	53	38	Washer	
8	360094	MZ 825826	1	441	Protection	
9	310035	MZ 824003	1	38	Cover	
10	360091	MZ 824701.10	1	180	Protection	
	360262	MZ 824001.10	1	4	Ditto	
11	120104	DIN933-M8x20	29	38	Cap screw	
12	483589	MZ 824002	1	38	Connecting angle	
13	120105	DIN933-M8x30	14	38	Cap screw	
14	120026	DIN87-AM5x20	4	38	Screw	
15	322356	DIN127-A5	4	38	Lockwasher	
16	100013	DIN934-M5	4	38	Hex nut	
17	360092	MZ 824010	1	276	Cover	
18	484563	MZ 824014	1	38	Support	
19	483602	MZ 824009	1	38	Rod	
20	483609	MZ 824020	1	38	Hand-rail	Right-hand
21	486985		1	675	Support	
	483608	MZ 824019	1	26	Support	
22	486982		1	675	Support	
	483605	MZ 824015	1	26	Support	
23	120107	DIN933-M8x50	6	38	Cap screw	
24	486984		1	675	Support	
	483607	MZ 824018	1	26	Support	

Code 4 : 409001 - 459999  
 7 : 409001 - 490999  
 13 : 409001 - 561999  
 26 : 409001 - 753999  
 38 : 409001 - 925999  
 180 : 470001 - 925999

Code 276 : 501001 - 925999  
 441 : 582001 - 925999  
 570 : 663001 - 925999  
 576 : 683001 - 753999  
 675 : 764001 - 925999

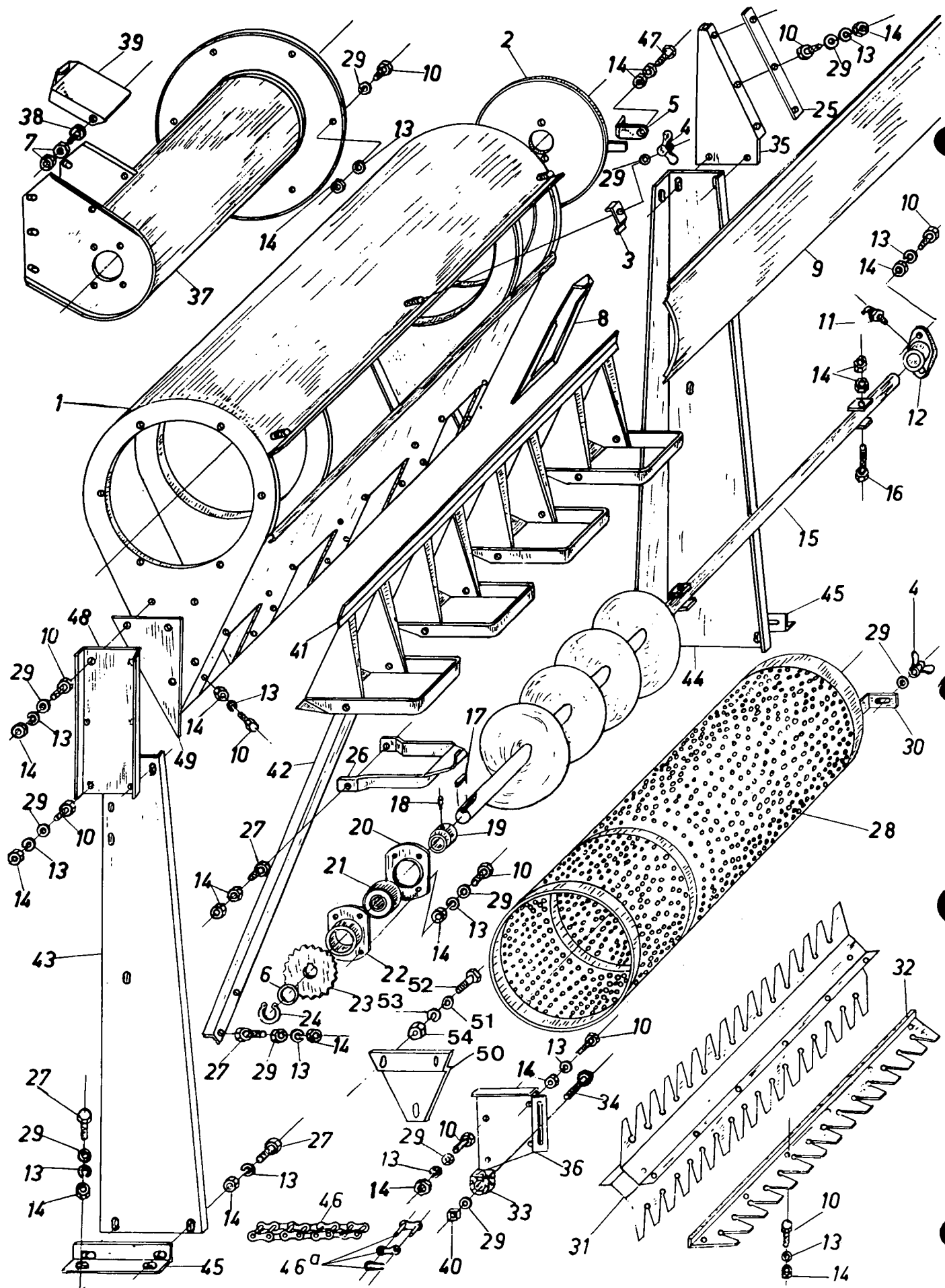


PLATFORM VOOR SORTEERDER – PLATFORM FOR SORTER  
 PLATEFORME POUR TRIEUR – PLATTFORM FÜR SORTIERZYLINDER 409001 – 925999

Fig.	Order ref.	Old reference	Qty.	Code	Description	N.B.
25	120111	DIN933-M10x30	6	38	Cap screw	
26	140017	DIN126-11,5	2	38	Washer	
27	140045	DIN127-A10	2	38	Lockwasher	
28	100016	DIN934-M10	2	38	Hex nut	
29	483621	MZ 825070	1	276	Hand-rail	
	489453	MZ 824070	1	7	Hand-rail	
30	483618	MZ 824059	1	38	Support	
31	120120	DIN933-M12x30	1	38	Cap screw	
32	140018	DIN126-14	1	38	Washer	
33	140046	DIN127-A12	1	38	Lockwasher	
34	100018	DIN934-M12	1	38	Hex nut	
35	483619	MZ 824960	1	276	Support	
	489449	MZ 824060	1	7	Support	
36	483620	MZ 824061	1	38	Support	
37	493593	MZ 824004	1	38	Platform	
38	130003	DIN94-3x20	6	38	Cotter pin	
39	390020	DIN1433-10x70x60	3	38	Shaft	
40	483598	MZ 824006	2	38	Hook	
41	230026	MZ 824005	2	38	Chain	
42	483622	MZ 824071	1	38	Hand-rail	
43	120020	DIN86-AM8x30	16	38	Screw	
44	483600	MZ 825907	1	441	Plate	
45	485488	MZ 826827	1	570	Hand-rail	
	483612	MZ 824021	1	13	Hand-rail	
46	489324	MZ 754012	1	7	Support	
47	483269	MZ 754010	1	7	Angle steel	
48	489323	MZ 754011	1	7	Support	
49	483274	MZ 754020	1	7	Support	
50	483275	MZ 753921	1	7	Support	
51	489450	MZ 824063	1	7	Support	
52	489451	MZ 824064	1	7	Fixing piece	
53	489452	MZ 824065	1	7	Locking device	

Code 4 : 409001 - 459999  
 7 : 409001 - 490999  
 13 : 409001 - 561999  
 26 : 409001 - 753999  
 38 : 409001 - 925999  
 180 : 470001 - 925999

Code 276 : 501001 - 925999  
 441 : 582001 - 925999  
 570 : 663001 - 925999  
 576 : 683001 - 753999  
 675 : 764001 - 925999





GRAANSORTEERDER – GRAIN SORTER  
TRIEUR – SORTIERZYLINDER

409001 – 925999

Fig.	Order ref.	Old reference	Qty.	Code	Description	N.B.
1	489326	MZ 753940	1	7	Casing	
	485485	MZ 754840	1	276	Casing	
2	310029	MZ 753932	1	38	Cover	
3	483284	MZ 750935	3	38	Closing piece	
4	100005	DIN315-M8	5	38	Nut	
5	483283	MZ 752234	2	38	Closing piece	
6	301469	S101-30.35.3		423	Ring	
	200137	S101-30.40.3		588	Ring	
7	100014	DIN934-M6	8	38	Nut	
8	310030	MZ 751033	4	38	Slide	
9	310106	MZ 754030	1	38	Cover	
10	120104	DIN933-M8x20	8	38	Screw	
11	332038	DIN71412-AM10x1	1	19	Grease fitting	
	332039	DIN71412-BM10x1	1	570	Grease fitting	
12	320037	N62-30.65.3	1	13	Bearing	incl.fig.11
	320038	N62-30.65.5	1	441	Bearing	incl.fig.11
13	322358	DIN127-A8	22	38	Lockwasher	
14	100015	DIN934-M8	38	38	Nut	
15	240052	MZ 754001	1	38	Shaft	
16	120107	DIN931-M8x65	2	7	Screw	
	120062	DIN931-M8x70	2	276	Screw	
17	170006	S61-8.7.28	1	38	Key	
18	110003	DIN915-AM10x12-10K	1	19	Screw	
	110016	N5-M10x10	1	570	Screw	
19	300026	N58-30.45.3	1	7	Clamping ring	incl.fig.18
	300004	N58-30.45.2	1	276	Clamping ring	incl.fig.18
20	310079	N67-46.50.2	1	19	Protection	
	310080	N67-46.75.1	1	570	Protection	
21	210043	SKF 6206-2RS	1	38	Ball bearing	
22	310046	N40-62.16.1	1	38	Bearing housing	
23	270063	N21-110.30.1	1	38	Sprocket	
24	370003	DIN471-Ø30	1	38	Circlip	
25	483275	MZ 754022	1	276	Reinforcement	
26	489325	MZ 750731	4	7	Closing piece	
	485483	MZ 754831	4	276	Closing piece	
27	120105	DIN 933-M8x30		276	Screw	

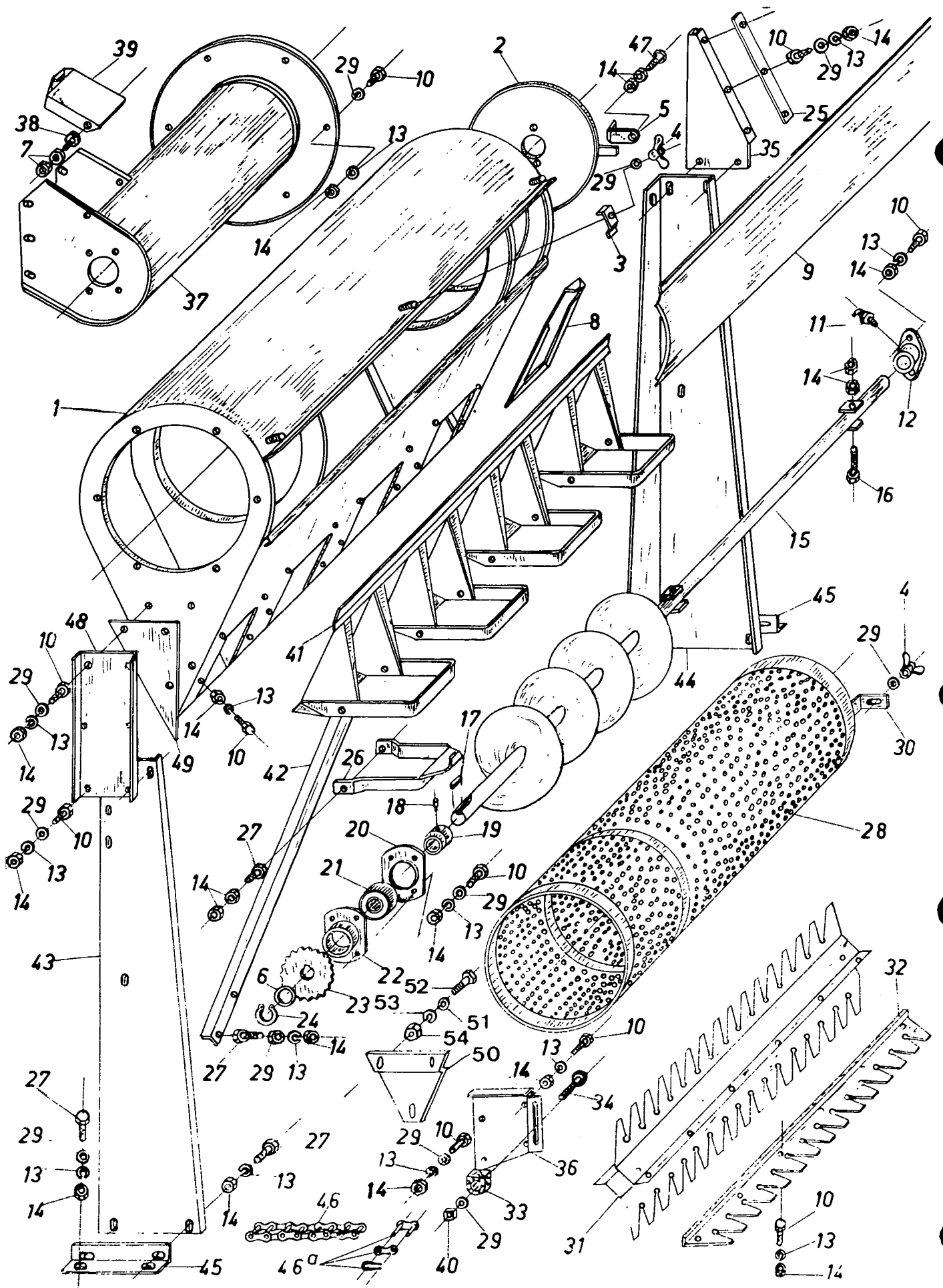
Code 7 : 409001 - 490999  
13 : 409001 - 561999  
19 : 409001 - 652999  
38 : 409001 - 925999  
257 : 501001 - 652999

Code 276 : 501001 - 925999  
422 : 582001 - 652999  
423 : 582001 - 663999  
441 : 582001 - 925999  
570 : 663001 - 925999  
588 : 683001 - 925999

(a) Enkel voor rijst  
Uniquement pour le riz  
Only for rice  
Nur für Reis

(b) Enkel voor spelt  
Uniquement pour épeautre  
Only for spelt  
Nur für Spelt

(c) Enkel voor bietenzaad  
Uniquement pour betteraves  
Only for beets  
Nur für Ruben



GRAANSORTEERDER – GRAIN SORTER  
 TRIEUR – SORTIERZYLINDER

409001 – 925999

Fig.	Order ref.	Old reference	Qty.	Code	Description	N.B.
28	460035	MZ 752280	1	38	Sieve	5,6x25 - 2,75x20
	460037	MZ 752281	1	38	Sieve	4,25x25 - 2,5x20
	460039	MZ 752282	1	38	Sieve	Ø3,6 - Ø2
	460041	MZ 752283	1	38	Sieve	Ø16 - 4,25x25
	460037	MZ 752284	1	38	Sieve	4,25x25 - 2x20
	460045	MZ 752286	1	276	Sieve	Ø3,5 - Ø12 (a)
	460047	MZ 752287	1	276	Sieve	5x25 - 7x30 (b)
	460084	MZ 752288	1	276	Sieve	Ø12 - 2,5x25 (c)
29	140016	DIN126-9,5	94	38	Washer	
30	484865	MZ 752236	2	38	Fixing	
31	030079	MZ 752202	1	7	Blade wheel	
32	483264	MZ 754703	2	276	Blade	
33	483265	MZ 753904	1	38	Tension block	
34	120039	DIN603-M8x50	1	38	Screw	
35	483274	MZ 754020	1	276	Plate	
36	483266	MZ 754008	1	38	Support	
37	484531	MZ 754009	1	38	Supply pipe	
38	120013	DIN86-AM6x15	2	38	Screw	
39	360247	MZ 064021	1	7	Cover	
	310013	MZ 065021	1	276	Cover	
40	100008	DIN557-M8	1	38	Nut	
41	483294	MZ 754841	1	276	Bagging attachment	
42	483269	MZ 754010	1	276	Fixing piece	
43	483270	MZ 754811	1	276	Support	Right-hand
44	483271	MZ 754812	1	276	Support	Left-hand
45	483272	MZ 751413	2	276	Fixing piece	
46	230082	MZ 754085	1	276	Chain	incl.fig.46a
46a	230031	N26-110.056	1	276	Coupling link	
47	120100	DIN933-M6x20	2	13	Screw	
	120104	DIN933-M8x20	2	422	Screw	
	120019	DIN86-AM8x20	2	570	Screw	
48	483275	MZ 753921	1	276	Fixing plate	
49	483277	MZ 754023	1	276	Plate	
50	483303	MZ 754050	1	257	Seal plate	
51	140017	DIN126-11,5	3	257	Washer	
52	120109	DIN933-M10x20	3	257	Screw	
53	140045	DIN127-A10	3	257	Lockwasher	
54	100016	DIN934-M10	3	257	Nut	

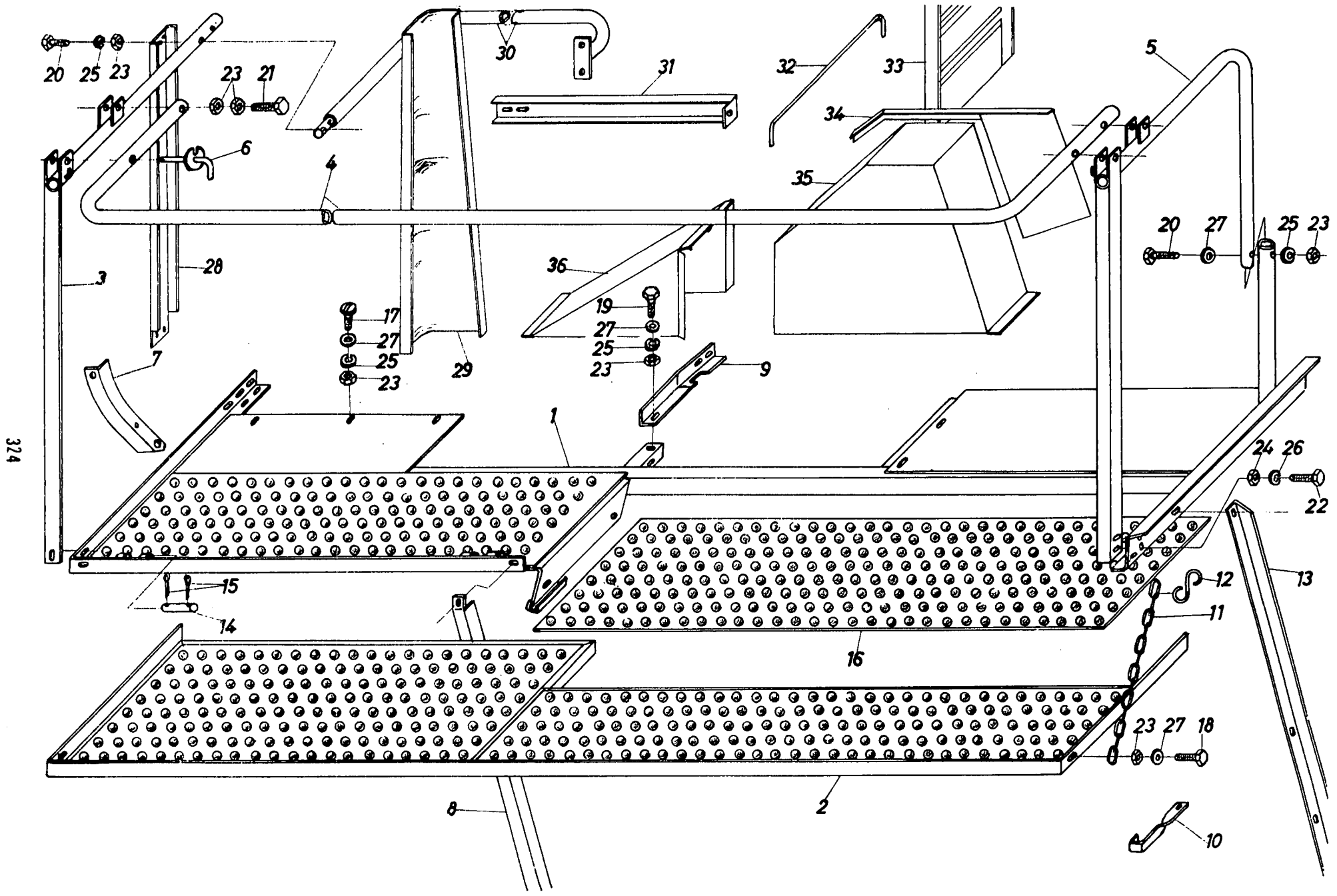
Code 7 : 409001 - 490999  
 13 : 409001 - 561999  
 19 : 409001 - 652999  
 38 : 409001 - 925999  
 257 : 501001 - 652999

Code 276 : 501001 - 925999  
 422 : 582001 - 652999  
 423 : 582001 - 663999  
 441 : 582001 - 925999  
 570 : 663001 - 925999  
 588 : 683001 - 925999

(a) Enkel voor rijst  
 Uniquement pour le riz  
 Only for rice  
 Nur für Reis

(b) Enkel voor spelt  
 Uniquement pour épeautre  
 Only for spelt  
 Nur für Spelt

(c) Enkel voor bietenzaad  
 Uniquement pour betteraves  
 Only for beets  
 Nur für Ruben



SORTEERDER PLATFORM - SORTER PLATFORM  
 PLATE-FORME TRIEUR - SORTIERZYLINDER PLATTFORM (\*)

764001 - 925999

Fig.	Order ref.	Old reference	Qty.	Code	Description	N.B.
1	487543		1	675	Platform	
2	487534		1	675	Hinging platform	
3	487609		1	675	Hand-rail	
4	487617		1	675	Ditto	
5	487614		1	675	Ditto	
6	483525	MZ 814015	2	675	Locking device	
7	483618	MZ 824059	1	675	Support	
8	487618		1	675	Support	
9	483589	MZ 824002	1	675	Connecting angle steel	
10	487687		1	675	Hook	
11	230026	MZ 824005	2	675	Chain	
12	483598	MZ 824006	2	675	Hook	
13	483620	MZ 824061	1	675	Support	
14	390020	DIN1433.10.70.60	2	675	Shaft	
15	130003	DIN94-3x20	4	675	Center pin	
16	310035	MZ 824003	1	675	Cover	
17	120020	DIN86-AM8x30	5	675	Screw	
18	120104	DIN933-M8x20	1	675	Cap screw	
19	120105	DIN933-M8x30	11	675	Cap screw	
20	120107	DIN933-M8x50	3	675	Cap screw	
21	120061	DIN931-M8x60	2	675	Cap screw	
22	120111	DIN933-M10x30	5	675	Cap screw	
23	100015	DIN934-M8	24	675	Hex nut	
24	100016	DIN934-M10	6	675	Hex nut	
25	322358	DIN127-A8	18	675	Lockwasher	
26	140045	DIN127-A10	4	675	Lockwasher	
27	140016	DIN126-9,5	16	675	Washer	
28	486982		1	675	Support	
29	486985		1	675	Support	
30	483609	MZ 824020	1	675	Hand rail	
31	484563	MZ 824014	1	675	Angle steel	
32	483602	MZ 824009	1	675	Looking device	
33	360092	MZ 824010	1	675	Cover	
34	360094	MZ 825826	1	675	Protection	
35	360093	MZ 825825	1	675	Ditto	
36	360091	MZ 824701.10	1	675	Protection	

Code 675 : 764001 - 925999

(\*) Enkel voor maaibord 2,85 m  
 Only for header 9'4"  
 Uniquement pour tablier 2,85 m  
 Nur für Plattformwanne 2,85 m

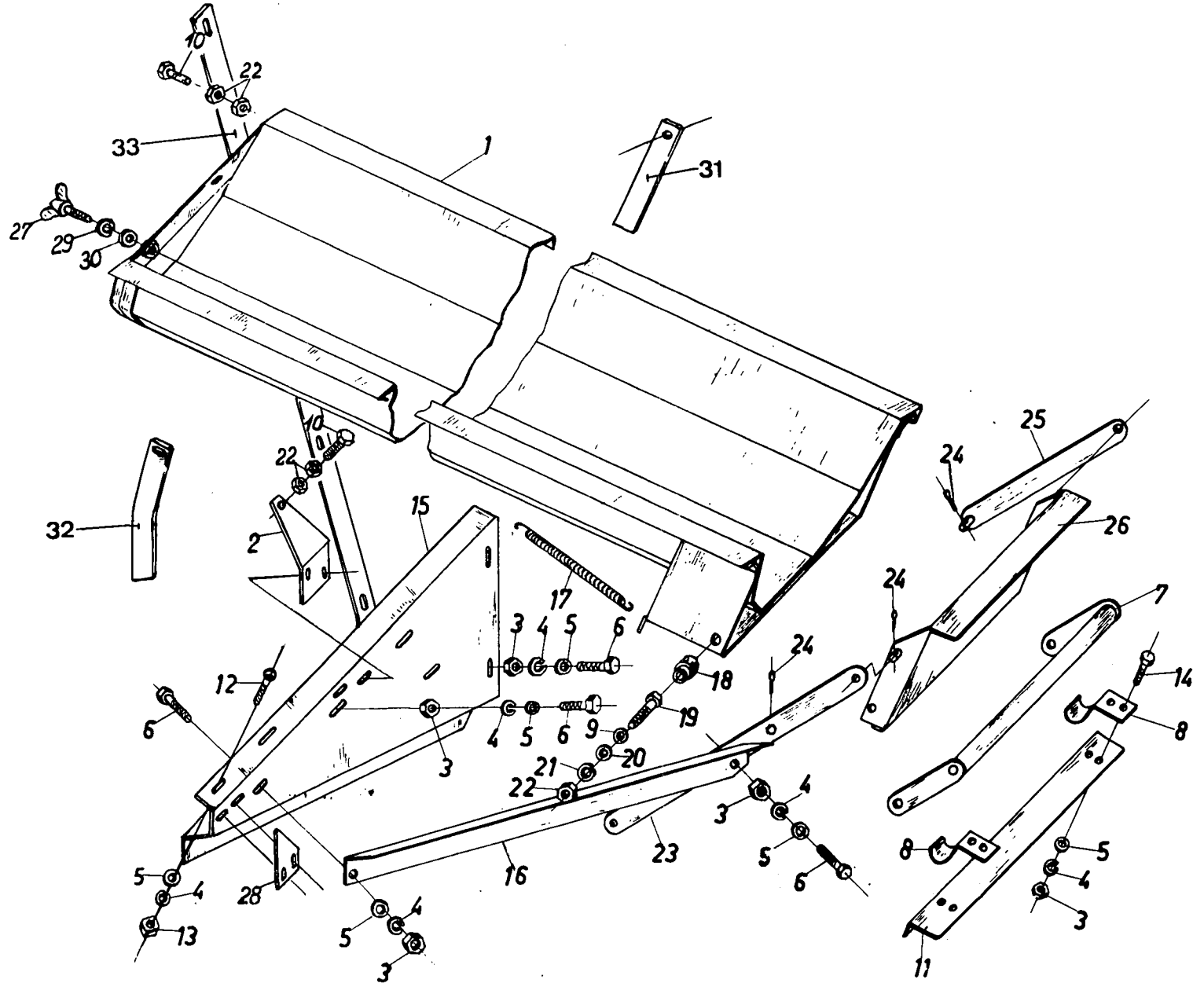
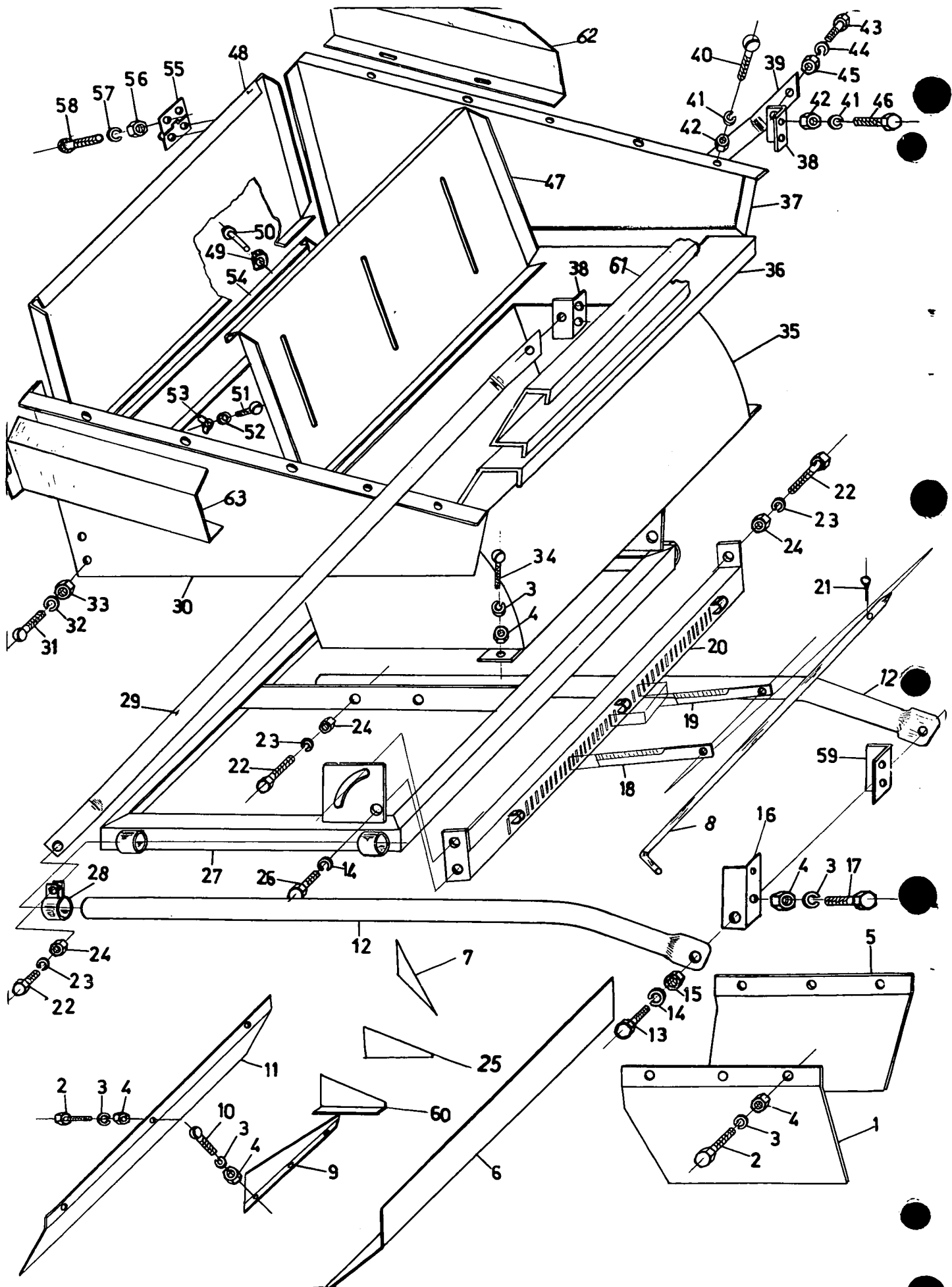


Fig.	Order ref.	Old reference	Qty.	Code	Description	N.B.
1	487723		1	675	Bag chute	(a)
	483628	MZ 833950	1	32	Ditto	
2	487596		1	675	Support	(a)
3	100015	DIN934-M8	12	38	Cap screw	
4	322358	DIN127-A8	16	38	Lockwasher	
5	140016	DIN126-9,5	24	38	Washer	
6	120104	DIN933-M8x20	8	38	Cap screw	
7	483639	MZ 833952	1	38	Hinge	
8	483642	MZ 834853	2	38	Support	
9	140017	DIN126-11,5	6	38	Washer	
10	120111	DIN933-M10x30	2	38	Cap screw	
11	483627	MZ 834849	1	38	Support	
12	120037	DIN603-M8x20	4	38	Screw	
13	100008	DIN 557 -M8	4	38	Nut	
14	120105	DIN933-M8x30	4	38	Cap screw	
15	487725		1	675	Support	(a)
	483623	MZ 834001	1	435	Support	
	483647	MZ 834057	1	13	Support	
16	483648	MZ 835856	1	441	Support	
	489455	MZ 833958	1	13	Support	
17	180037	N52-17.164.2	1	38	Spring	
18	200064	MZ 833956	2	38	Bushing	
19	120112	DIN933-M10x40	2	38	Cap screw	
20	140079	S13-10.20.5	2	38	Washer	
21	140045	DIN127-A10	2	38	Lockwasher	
22	100016	DIN934-M10	4	38	Hex nut	
23	483645	MZ 833955	1	38	Closing piece	
24	130008	DIN94-4x30	4	38	Cotter pin	
25	483643	MZ 833954	1	38	Closing piece	
26	310036	MZ 833951	1	38	Cover	
27	120211	DIN316-M12x30	1	675	Wing screw	(a)
28	487688		1	675	Support	(a)
29	140046	DIN127-A12	1	675	Lockwasher	(a)
30	140018	DIN126-14	1	675	Washer	(a)
31	483649	MZ 834059	1	13	Support	(a)
32	483650	MZ 834060	1	13	Support	
33	483651	MZ 834062	1	32	Support	

(a) Enkel voor Duitsland  
Only for Germany  
Uniquement pour l'Allemagne  
Nur für Deutschland

Code 13 : 409001 - 561999  
32 : 409001 - 834999  
38 : 409001 - 925999  
435 : 582001 - 834999  
441 : 582001 - 925999  
675 : 764001 - 925999





## STROSNIJDER OMHULSEL – STRAW CHOPPER CASING

## HACHE PAILLE ENVELOPPE – STROHSCHNEIDER VERKLEIDUNG REKORD

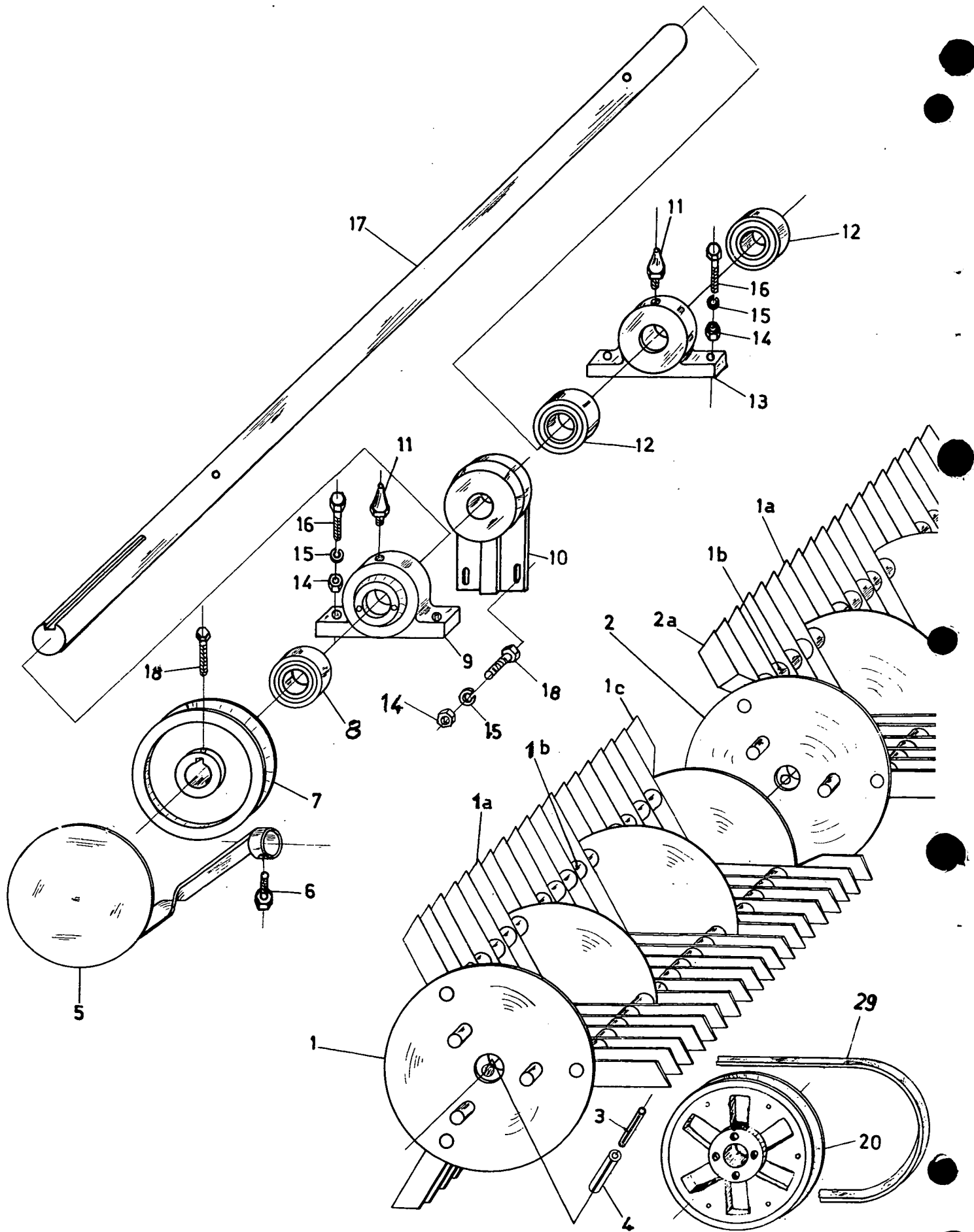
409001 – 490999

Fig.	Order ref.	Old reference	Qty.	Code	Description	N.B.
1	360104	MZ 970127	1	7	Protection	
2	120130	DIN933-3/8"x15	9	7	Cap screw	
3	140045	DIN127-A10	23	7	Lockwasher	
4	100026	DIN934-3/8"	23	7	Hex nut	
5	360105	MZ 970132	1	7	Protection	
6	484021	MZ 970126	1	7	Plate	
7	484025	MZ 970139	1	7	Plate	
8	484015	MZ 970109	1	7	Fixing piece	
9	484030	MZ 970146	1	7	Plate	
10	120024	DIN86 3/8"x15	6	7	Screw	
11	360103	MZ 970125	1	7	Plate	
12	489513	MZ 974058	1	7	Pipe	
13	120097	DIN933-5/8"x35	2	7	Cap screw	
14	140048	DIN127-A16	4	7	Lockwasher	
15	100028	DIN934-5/8"	2	7	Hex nut	
16	484024	MZ 970138	1	7	Support	
17	120132	DIN933-3/8"x25	4	7	Cap screw	
18	484016	MZ 970110	36	7	Knife	
19	484027	MZ 970142	4	7	Knife	
20	484028	MZ 970143	1	7	Support	
21	130004	DIN94-3x25	1	7	Cotter pin	
22	300829	DIN933-1/2"x30	6	7	Cap screw	
23	322357	DIN127-A6	6	7	Lockwasher	
24	100027	DIN934-1/2"	6	7	Hex nut	
25	489514	MZ 974059	1	7	Pipe	
26	120132	DIN933-3/8"x25	4	7	Cap screw	
27	484014	MZ 970101	1	7	Frame	
28	484029	MZ 970145	2	7	Support	
29	484034	MZ 974053	1	7	Support	
30	489511	MZ 974052	1	4	Plate	
	484033	MZ 974752	1	149	Plate	
31	120023	DIN86-1/4"x15	4	7	Screw	
32	300614	DIN127-1/4"	4	1	Lockwasher	
33	100025	DIN 934-1/4"	4	7	Hex nut	
34	120025	DIN86-3/8"x20	4	7	Screw	
35	484019	MZ 970116	1	7	Casing	
36	489515	MZ 974060	1	7	Plate	
37	489510	MZ 974051	1	4	Plate	
	484032	MZ 974751	1	149	Plate	
38	489512	MZ 974055	2	7	Support	
39	484035	MZ 974054	1	7	Suspension lath	
40	120018	DIN86-AM8x15	10	7	Screw	
41	322358	DIN127-A8	14	7	Lockwasher	
42	100015	DIN934-M8	14	7	Hex nut	
43	120110	DIN933-M10x25	2	7	Cap screw	
44	140045	DIN127-A10	2	7	Lockwasher	
45	100016	DIN934-M10	2	7	Hex nut	
46	120104	DIN933-M8x20	4	7	Cap screw	
47	360106	MZ 974057	1	7	Protecting plate	
48	310179	MZ 974062	1	4	Cover	
	310044	MZ 974762	1	149	Cover	
49	330002	N1-50.1	2	7	Locking piece	
50	130015	DIN660-5x10	2	7	Rivet	
51	120019	DIN86-AM8x20	3	7	Screw	
52	140016	DIN126-9,5	6	7	Washer	
53	100005	DIN315-M8	3	7	Wing nut	
54	484039	MZ 974061	1	7	Locking plate	
55	350082	S140-60.60	2	7	Hinge	
56	100013	DIN934-M5	8	7	Hex nut	
57	322356	DIN127-A5	8	7	Lockwasher	
58	300579	DIN87-AM5x15	8	7	Screw	
59	484023	MZ 970137	1	7	Support	
60	484026	MZ 970140	1	7	Support	
61	484018	MZ 970115	1	7	Guide	

Code 4 : 409001 - 459999

7 : 409001 - 490999

149 : 470001 - 490999



STROSNIJDER, MESSENSCHIJVEN EN LAGERS  
HACHE PAILLE, DESQUES POUR COUTEAUX ET PALIERS  
STRAW CHOPPER, KNIFE DISCS AND BEARINGS  
STROHSCHNEIDER, MESSERSCHEIBEN UND LAGER

REKORD

409001 - 490999

Fig.	Order ref.	Old reference	Qty.	Code	Description	N.B.
1	090054	MZ 970100.01	1	7	Knife cylinder	incl.fig.1a,1b,1c
1a	484017	MZ 970113	111	7	Knives	
1b	200069	MZ 970124	105	7	Bushing	
1c	484031	MZ 970149	3	7	End knife	incl.fig.1a,1b,2a
2	090055	MZ 970100.02	1	7	Knife cylinder	
2a	487701	MZ 970148	3	7	End knife	
3	130049	DIN1481-6x65	4	7	Pin	
4	130053	DIN1481-10x65	4	7	Pin	
5	360102	MZ 970118	1	7	Protection	
6	120133	DIN933-1/2"x25	1	7	Cap screw	
7	290039	MZ 970117	1	7	Pulley	
8	210017	MZ 970147	1	7	Ball bearing	
9	320031	MZ 970105	1	7	Housing	
10	320032	MZ 970134	1	7	Housing with cover	
11	301453	DIN71412-A1/8"G	3	7	Grease fitting	
12	210016	MZ 970106	2	7	Ball bearing	
13	320030	MZ 970102	1	7	Housing	
14	100027	DIN934-1/2"	6	7	Hex nut	
15	140047	DIN127-1/2"	6	7	Lockwasher	
16	300832	DIN931-1/2"x40	4	7	Cap screw	
17	260154	MZ 970104	1	7	Shaft	
18	300829	DIN933-1/2"x30	3	7	Cap screw	
19	230068	S150-22 7620	1	7	Belt	
20	290200	N73-400.155.1	1	7	Pulley	

Code 7 : 409001 - 490999

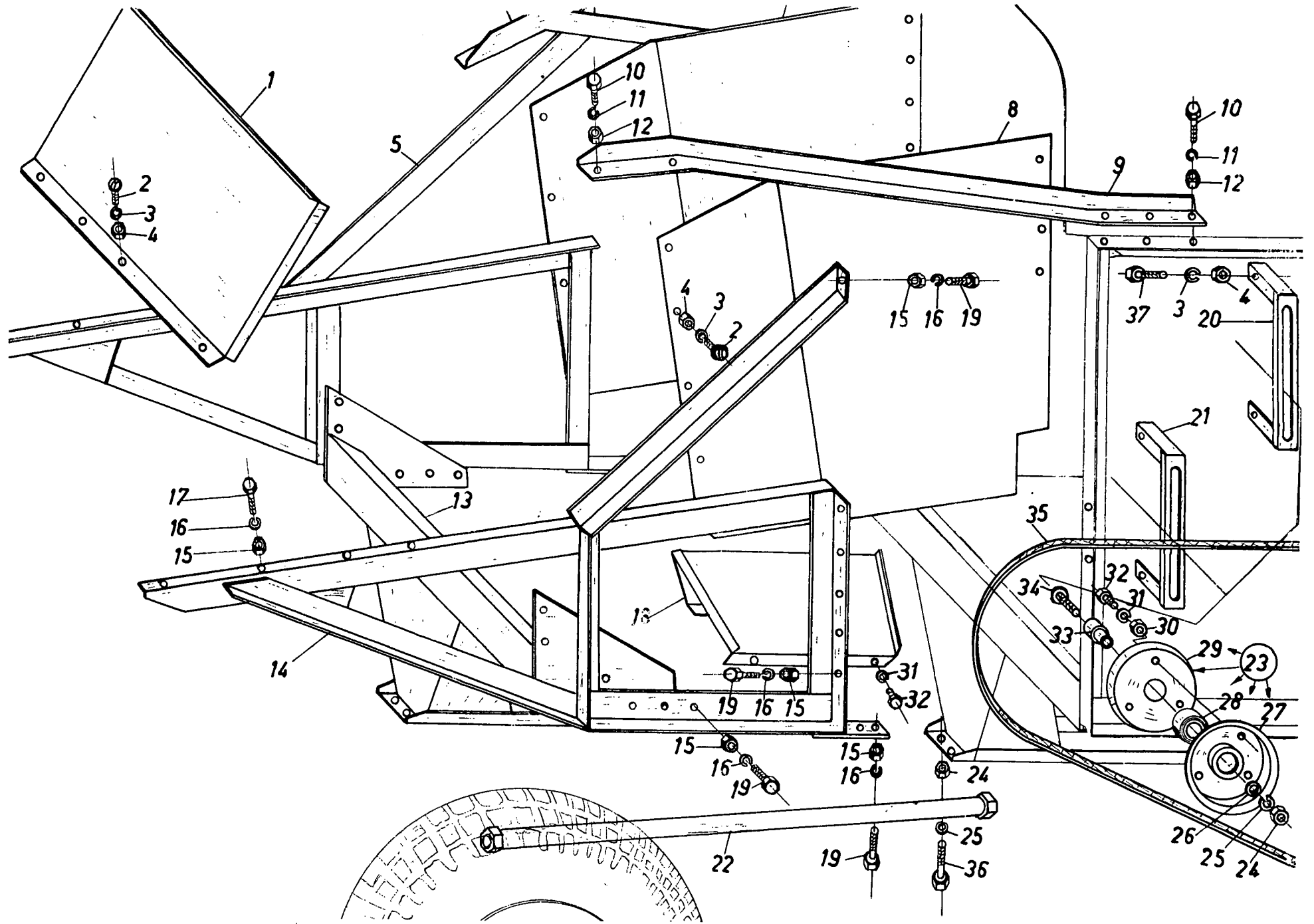


Fig.	Order ref.	Old reference	Qty.	Code	Description	N.B.
1	489518	MZ 984081	1	7	Plate	
2	120019	DIN86-AM8x20	17	7	Screw	
3	322358	DIN127-A8	21	7	Lockwasher	
4	100015	DIN934-M8	21	7	Hex nut	
5	484051	MZ 984065	1	7	Support	Left-hand
6	484085	MZ 984083	1	7	Support	Left-hand
7	489520	MZ 984085	1	7	Plate	
8	489519	MZ 984084	1	7	Plate	
9	484084	MZ 984082	1	7	Support	Right-hand
10	120111	DIN933-M10x30	10	7	Cap screw	
11	140045	DIN127-A10	10	7	Lockwasher	
12	100016	DIN934-M10	10	7	Hex nut	
13	484077	MZ 984075	1	7	Support	
14	484062	MZ 984066	1	7	Suspension piece	
15	100018	DIN934-M12	34	7	Hex nut	
16	140046	DIN127-A12	34	7	Lockwasher	
17	120120	DIN933-M12x30	8	7	Cap screw	
18	360107	MZ 984086	1	7	Cover	
19	120120	DIN933-M12x30	26	7	Cap screw	
20	484080	MZ 984078	1	7	Support	
21		MZ 994309	1	7	Support	
22	484072	MZ 984071	1	7	Steering rod	
23	030069	N89-185.25.2	1	7	Tension pulley compl.	incl.fig.24 thru 34
24	100020	DIN934-M16	6	7	Hex nut	
25	140048	DIN127-A16	6	7	Lockwasher	
26	140020	DIN126-18	2	7	Washer	
27	290122	N85-125.52.2	2	7	1/2 pulley	
28	210042	SKF 6205-2RS	2	7	Ball bearing	
29	290119	N85-185.40.1	2	7	1/2 pulley	
30	100014	DIN934-M6	10	7	Hex nut	
31	322357	DIN127-A6	10	7	Lockwasher	
32	120099	DIN933-M6x15	6	7	Cap screw	
33	200071	N91-25.32.1	2	7	Bushing	
34	120047	DIN603-M16x70	2	7	Screw	
35	230070	S150-22.8820	1	7	Belt	
36	120127	DIN933-M16x40	4	7	Cap screw	
37	120104	DIN933-M8x20	4	7	Cap screw	

Code 7 : 409001 - 490999

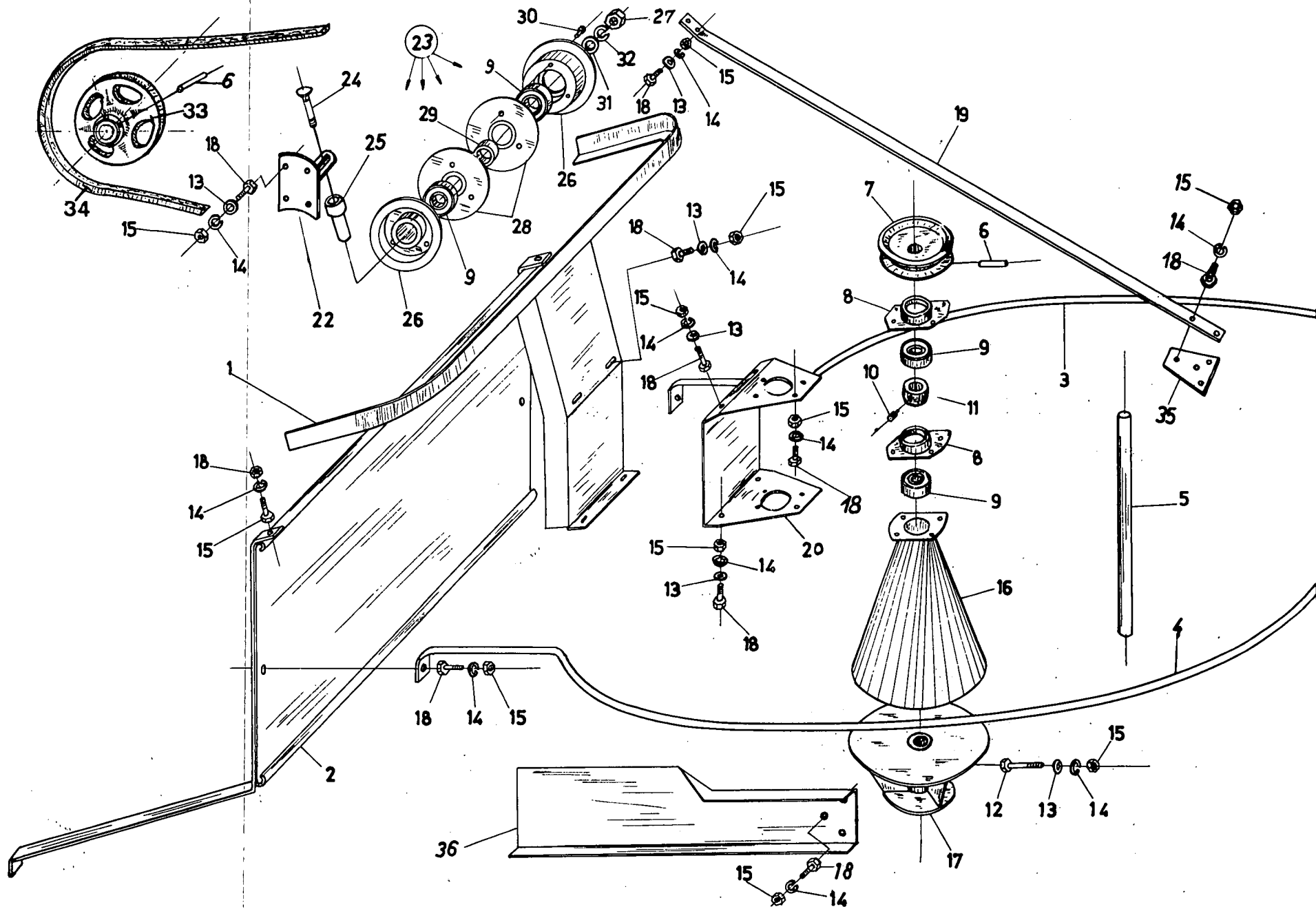


Fig.	Order ref.	Old reference	Qty.	Code	Description	N.B.
1	483994	MZ 954001	1	7	Support	
2	360265	MZ 954004	1	4	Protection	
	360101	MZ 954704	1	149	Protection	
3	489509	MZ 954017	1	7	Protection	
4	484004	MZ 954011	3	7	Blade	
5	260067	MZ 954116	1	7	Shaft	
6	130051	DIN 1481-8x50	1	7	Pin	
7	290060	N72-123.25.3	1	7	Pulley	
8	310048	N40-52.15.1	2	7	Housing	
9	210042	SKF 6205-2RS	4	7	Ball bearing	
10	110003	DIN915-AM10x12	1	7	Screw	
11	300003	N58-25.45.1	1	7	Ring	
12	120061	DIN931-M8x60	1	7	Cap screw	
13	140016	DIN126-9,5	16	7	Washer	
14	322358	DIN127-A8	39	7	Lockwasher	
15	100015	DIN934-M8	39	7	Hex nut	
16	484007	MZ 954112	1	7	Protection	
17	484002	MZ 954010	1	7	Fixing piece	
18	120161	DIN933-M8x25	32	7	Cap screw	
19	484010	MZ 954018	1	7	Support	
20	484009	MZ 954115	1	7	Suspension piece	
21	120104	DIN933-M8x20	8	7	Cap screw	
22	483997	MZ 954002	1	7	Support	
23	200076	N91-25.62.1	1	7	Hub	
24	120049	DIN603-M16x90	1	7	Screw	
25	030062	N89-110.25.2	1	7	Tension pulley compl.	incl. fig. 9, 23, 24, 26 thru 32
26		N85-110.52.1	2	7	1/2 pulley	
27	100020	DIN934-M16	1	7	Hex nut	
28	290224	N85-110.31.1	2	7	Flange	
29	200122	S101-25.30.15	1	7	Bushing	
30	130024	DIN660-5x6	6	7	Rivet	
31	140020	DIN126-18	1	7	Washer	
32	140048	DIN127-A16	1	7	Lockwasher	
33	290065	N72-155.30.1	1	7	Pulley	
34	230050	S150-17.4054	1	7	Belt	

Code 4 : 409001 - 459999  
7 : 409001 - 490999  
149 : 470001 - 490999

336

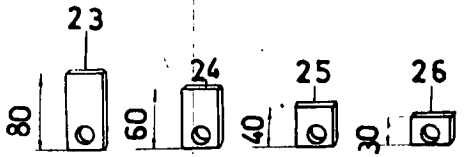
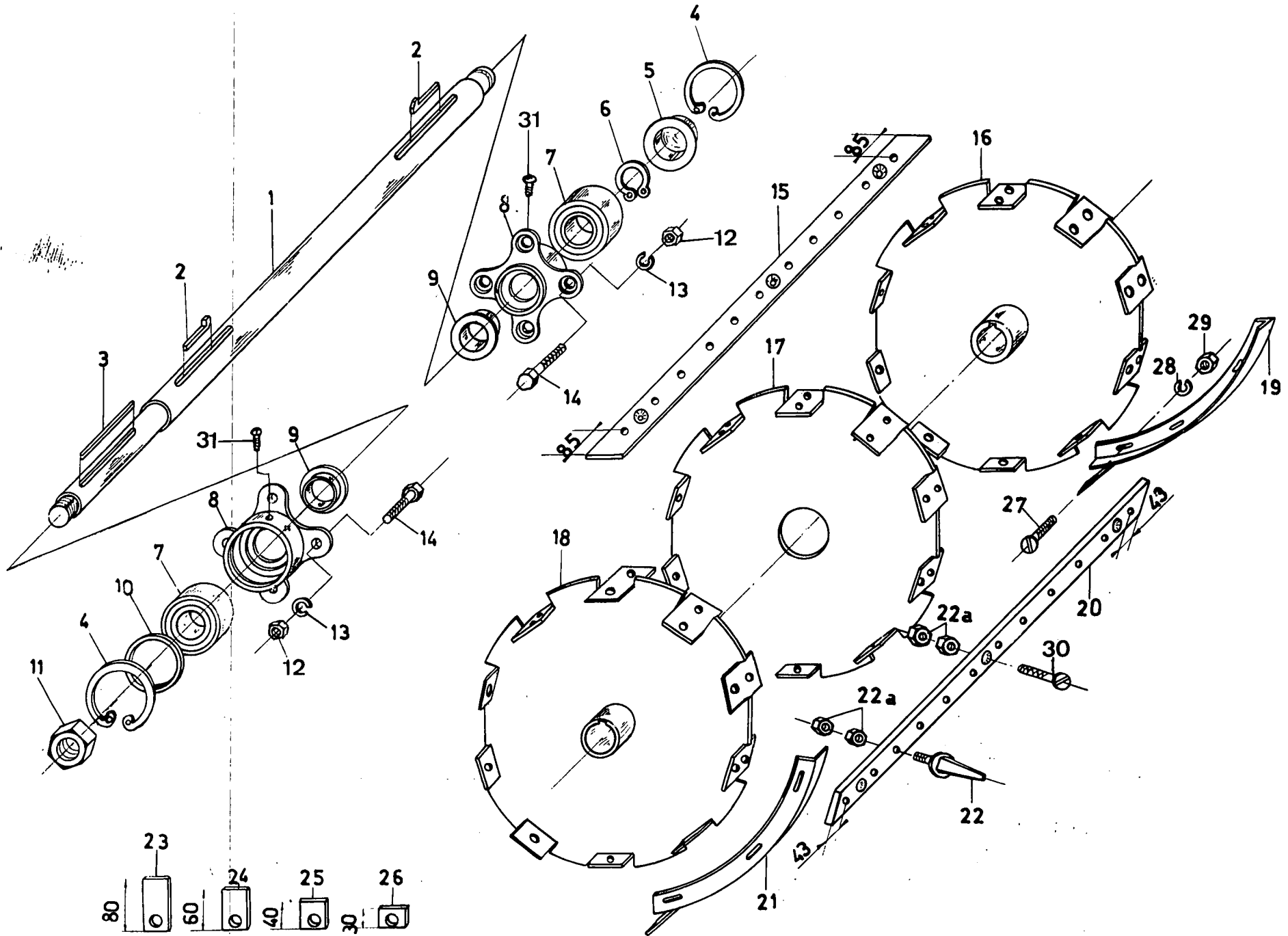
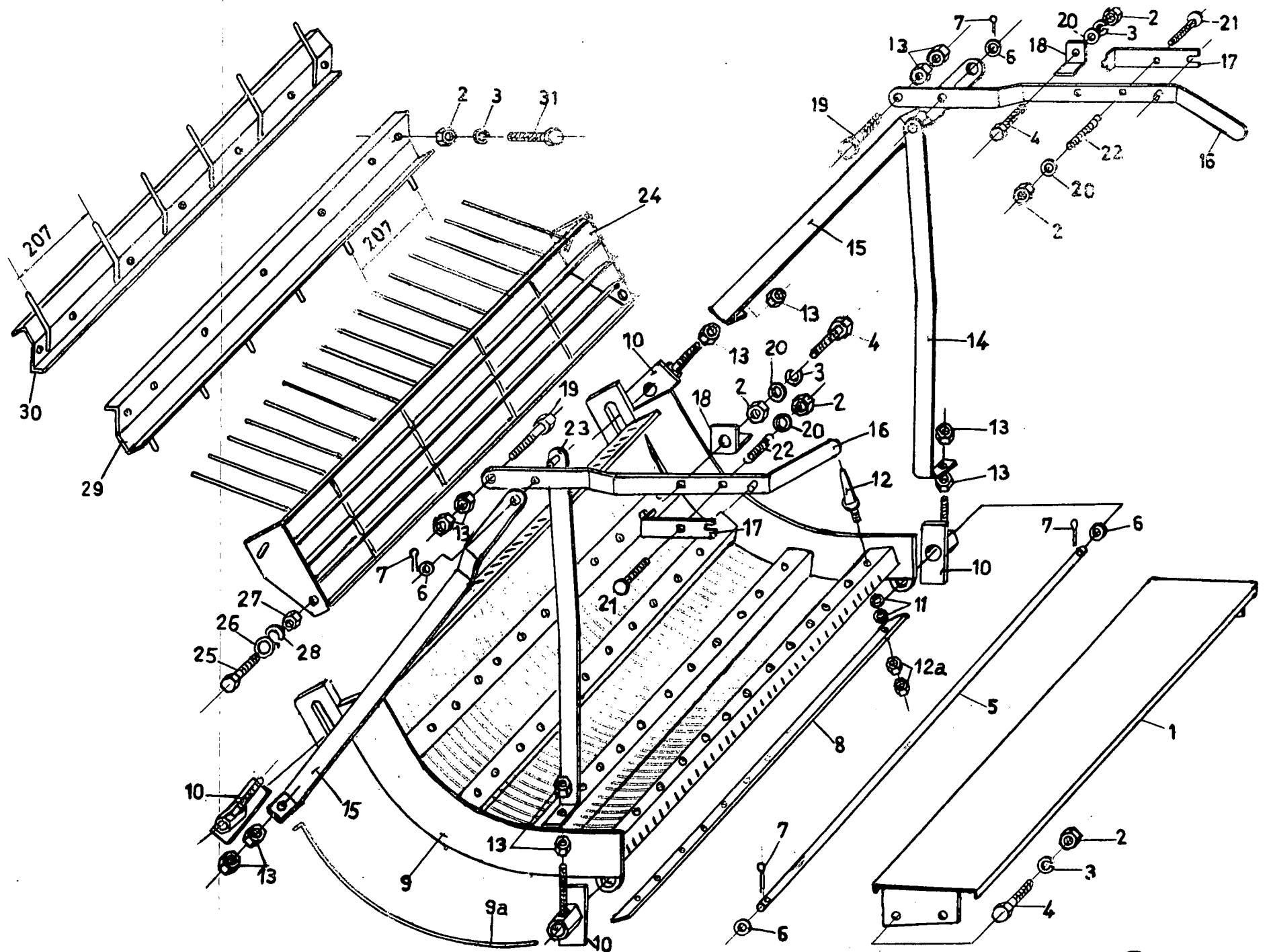




Fig.	Order ref.	Old reference	Qty.	Code	Description	N.B.
1	260007	MZ 014001	1	7	Shaft	
2	307379	S66-14.9.5.63	2	7	Key	
3	170018	S61-12.8.180	1	7	Key	
4	370013	DIN472-Ø90	2	7	Circlip	
5	310066	N66-90.2	1	7	Cover	
6	370006	DIN471-40E	1	7	Circlip	
7	301177	SKF 6308-2RS	2	7	Ball bearing	
8	320047	N65-40.127.4	2	7	Housing	
9	200020	MZ 014002	2	7	Ring	
10	140138	S13-75.5.90.2	1	7	Washer	
11	100035	DIN936-M35x1,5	1	7	Hex nut	
12	100016	DIN934-M10	8	7	Hex nut	
13	140045	DIN127-A10	8	7	Lockwasher	
14	120111	DIN933-M10x30	8	7	Cap screw	
15	483674	MZ 852208	5	7	Beater bar	
16	483668	MZ 850104	1	7	Hub	Left-hand
17	483669	MZ 850105	1	7	Hub	Middle
18	483670	MZ 850106	1	7	Hub	Right-hand
19	486987	MZ 014046	1	7	Guide	
20	483673	MZ 852207	5	7	Beater bar	
21	486986	MZ 014045	1	7	Guide	
22	350024	MZ 850197	115	7	Pin	incl.fig.22a
22a	100019	DIN934-M14	60	7	Hex nut	
23	483693	MZ 850192	AR	7	Balance weight	L = 80 mm
24	483694	MZ 850193	AR	7	Ditto	L = 60 mm
25	483695	MZ 850194	AR	7	Ditto	L = 40 mm
26	483696	MZ 850195	AR	7	Ditto	L = 30 mm
27	300580	DIN87-AM6x15	6	7	Screw	
28	322357	DIN127-A6	6	7	Lockwasher	
29	100014	DIN934-M6	6	7	Hex nut	
30	120051	DIN604-M14x50	30	7	Screw	
31	120111		2	7	Screw	

Code 7 : 409001 - 490999

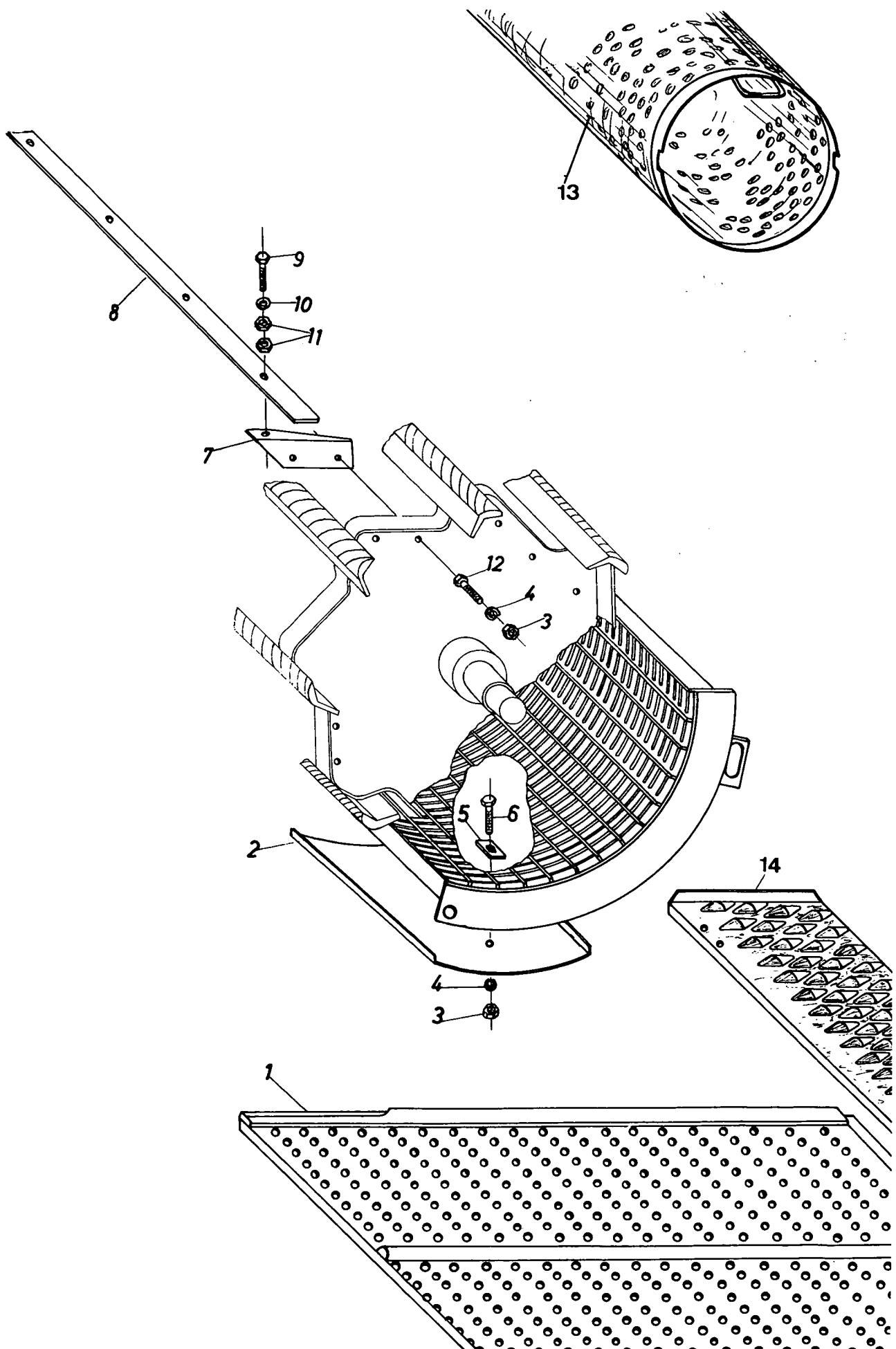


DORSMANTEL VOOR RIJSTOOGST - CONCAVE FOR RICE-HARVEST  
 CONTRE-BATTEUR POUR MOISSON DE RIZ - DRESCHKORB FÜR REISERNT

409001 - 490999

Fig.	Order ref.	Old reference	Qty.	Code	Description	N.B.
1	483728	MZ 874076	1	7	Plate	
2	100015	DIN934-M8	22	7	Hex nut	
3	322358	DIN127-A8	20	7	Lockwasher	
4	120103	DIN933-M8x15	8	7	Cap screw	
5	390005	MZ 023904	2	7	Support	
6	140020	DIN126-18	6	7	Washer	
7	130008	DIN94-4x30	6	7	Cotter pin	
8	483684	MZ 853926	4	7	Lath	
9	483675	MZ 853925	1	7	Concave	
9a		MZ 854025.08	AR	7	Wire	
10	340036	MZ 024002	4	7	Adjusting screw	
11	140092	S13-17.25.3	96	7	Washer	
12	350024	MZ 850197	48	7	Pin	
12a	100019	DIN934-M14	AR	7	Hex nut	incl.fig.12a
13	100020	DIN934-M16	12	7	Hex nut	
14	489113	MZ 024007	1	7	Rod	
15	489112	MZ 024006	2	7	Rod	
16	<del>483908</del>	MZ 023908	2	7	Lever	
17	481513	MZ 023909	2	7	Lever	489114
18	481526	MZ 024016	2	7	Thrust piece	
19	120141	MZ 023905	2	7	Cap screw	
20	140017	DIN126-9,5	4	7	Washer	
21	120039	DIN603-M8x50	2	7	Screw	
22	180013	N50-11.15.2	2	7	Spring	
23	489111	MZ 024003	1	7	Rod	
24	483685	MZ 853930	1	7	Rake for concave	
25	120110	DIN933-M10x25	4	7	Cap screw	
26	140017	DIN126-11,5	4	7	Washer	
27	100016	DIN934-M10	4	7	Hex nut	
28	140045	DIN127-A10	4	7	Lockwasher	
29	483689	MZ 853950	1	7	Rake	
30	483692	MZ 853951	1	7	Rake	
31	120104	DIN933-M8x20	14	7	Cap screw	

Code 7 : 409001 - 490999



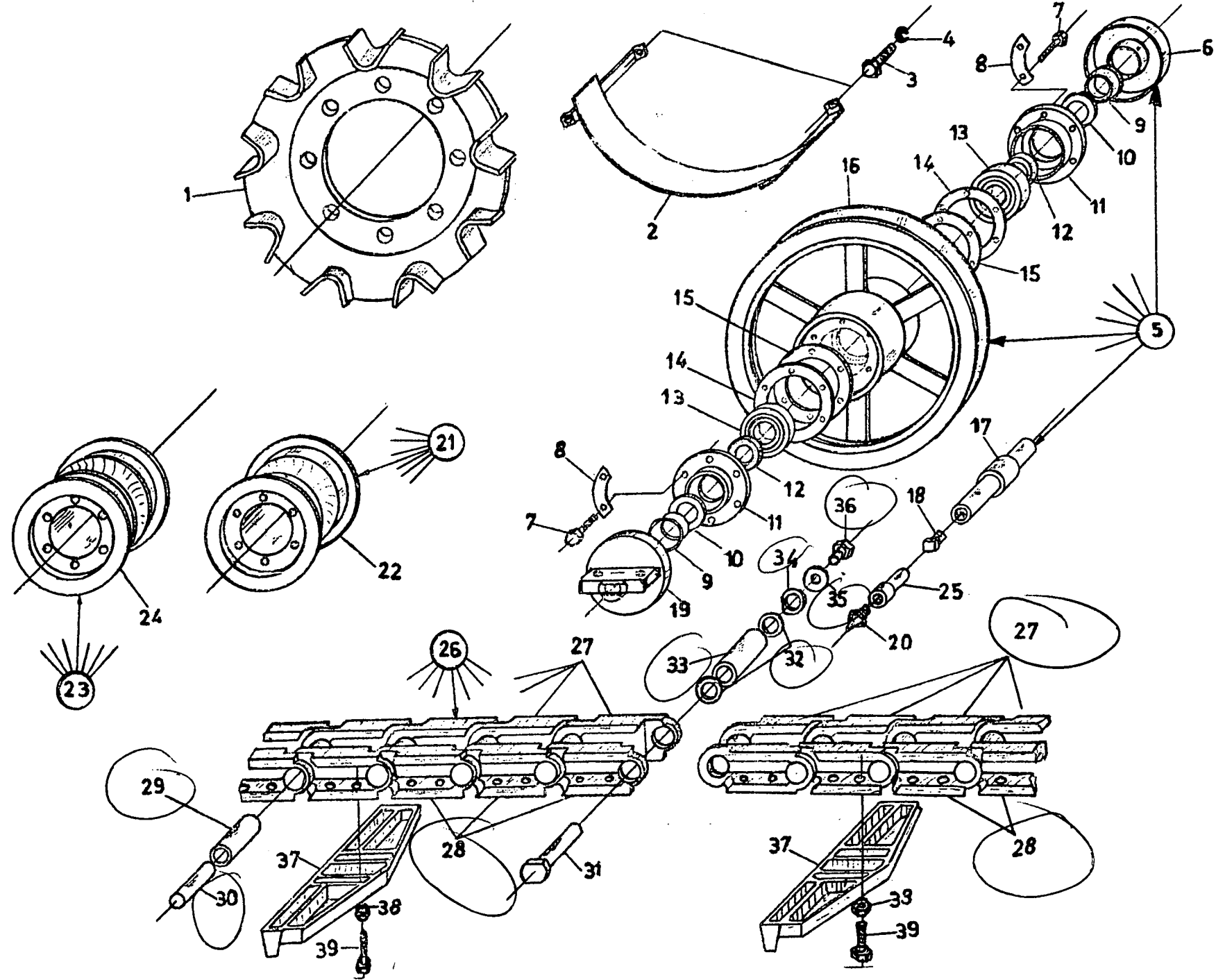
KLAVERZAADOOGSTUIRUSTING – EQUIPMENT FOR CLOVER-SEED HARVEST  
 EQUIPEMENT POUR LA RECOLTE DU TREFLE – KLEESAMENERNTEAUSRÜSTUNG

409001 – 490999

Fig.	Order ref.	Old reference	Qty.	COde	Description	N.B.
1	030122	MZ 073900.94	1	7	Sieve	Ø3mm
2	483699	MZ 864050	2	7	Plate	
3	100015	DIN934-M8	68	7	Nut	
4	322358	DIN127-A8	68	7	Lockwasher	
5	483700	MZ 864055	4	7	Plate	
6	120216	DIN603-M8x60	4	7	Screw	
7	483697	MZ 864010	32	7	Support	(a)
8	483698	MZ 864025	8	7	Slat	(a)
9	120112	DIN931-M10x40	32	7	Screw	(a)
10	140017	DIN126-11,5	32	7	Washer	(a)
11	100016	DIN934-M10	64	7	Nut	(a)
12	120104	DIN933-M8x20	64	7	Screw	(a)
13	460039	MZ 752282	1	7	Sieve	Ø3,6 mm
14	460050	MZ 874064	1	7	Graepel plate	

(a) Enkel voor inkarnaatklaverzaad  
 Only for red clover-seed  
 Uniquement pour tréfle rouge  
 Nur für Rotklee samen

Code 7 : 409001 - 490999



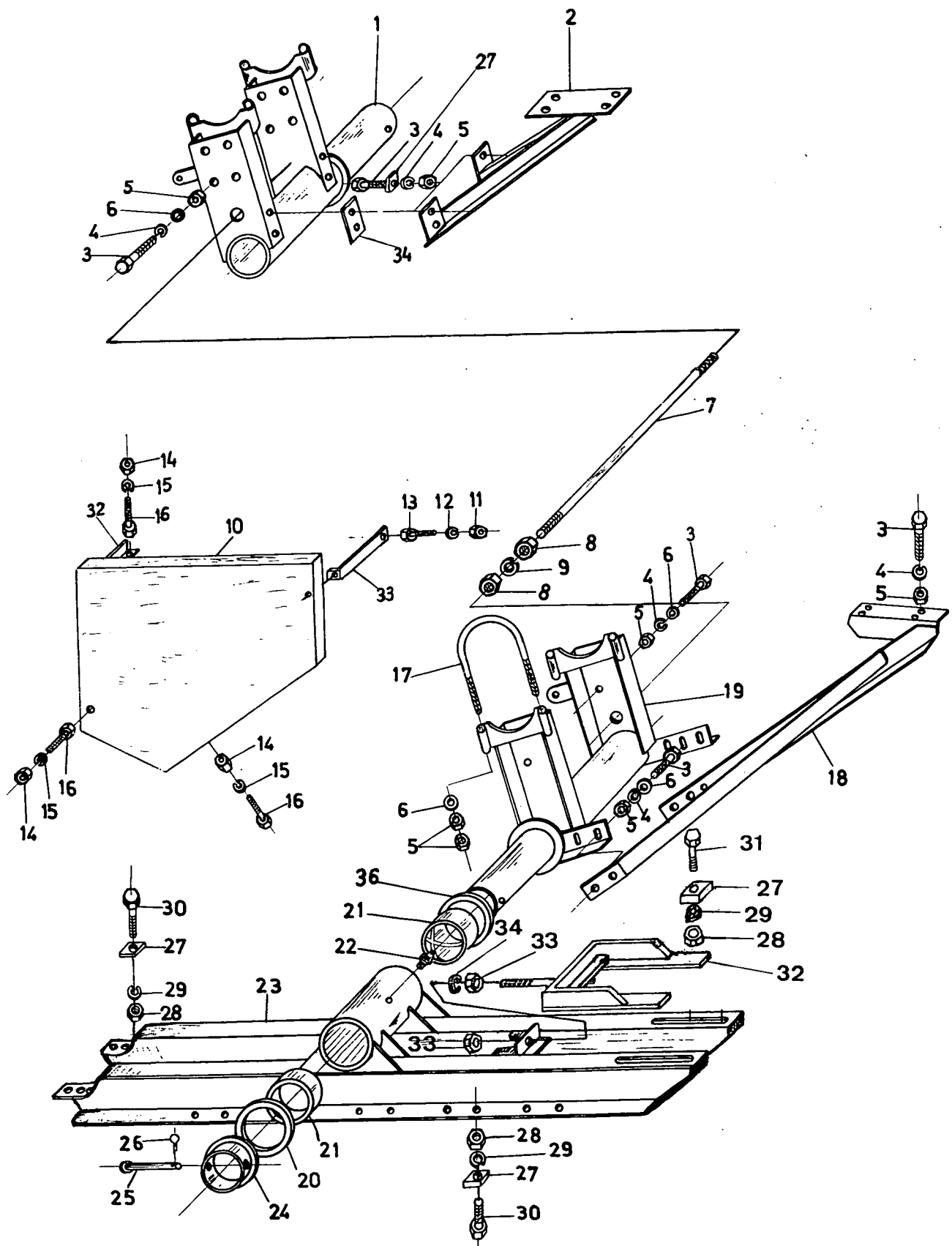
RUPSEN, WIELEN ROLLEN EN KETTINGEN  
 TRACKS, WHEELS ROLLS AND CHAINS  
 CHENILLES, ROUES ROULEAUX ET CHAINES  
 RAUPEN, RAEDER, ROLLEN UND KETTEN

409001 - 490999

Fig.	Order ref.	Old reference	Qty.	Code	Description	N.B.
1	270005	MZ 492801	2	7	Sprocket	comp. incl.fig.6,7,8,9,10, 11,12,13,14,15,16,17,18, 19
2	360252	MZ 494049	1	7	Belt guard	
3	300381	DIN933-M8x35-8G	3	7	Screw	
4	322358	DIN127-A8	3	7	Lockwasher	
5	030461	MZ 494000.01	4	7	Guide wheel	
6	301551	FT331A	14	7	Bearing	incl.fig.6,7,8,9,10,11,12,13, 14,15,16,17,18,19,20,22
7	120111	DIN931-M10x30	48	7	Screw	
	301558	FT461	120	7	Screw	
8	301545	FT325	84	7	Safety plate	
9	301556	FT338	28	7	Seal ring	
10	301550	FT330	28	7	Washer	
11	301549	FT329	28	7	Bearing	
12	301544	FT319	28	7	Seal ring	
13	301557	FT418	28	7	Ball bearing	
14	301546	FT327	7	7	Adjusting shim	
15	301548	FT326	7	7	Adjusting shim	
16	482473	MZ 494003	4	7	Guide wheel	
17	301547	FT328	14	7	Shaft	
18	301555	FT335	14	7	Screw	
19	301554	FT334A	14	7	Bearing	
20	332038	DIN71412-AM10x1	2	7	Grease nipple	
21	030462	MZ 492800.03	6	7	Travelling roller	
22	391542	FT232	6	7	Travelling roller	
23		MZ 492800.02	4	7	Travelling roller	
24	301553	FT333	4	7	Travelling roller	
25	482527	MZ 494099	2	7	Reduction piece	
26	482470	MZ 492800.04	2	7	Chain complete	
27	301559	FT469	64	7	1/2 link	Right-hand Left-hand
28	301560	FT470	64	7	1/2 link	
29	301562	FT 472	62	7	Bushing	not serviced
30	301561	FT471	62	7	Pin	
31		FT474	2	7	Coupling shaft	
32	301566	FT478	4	7	Distance bushing	
33	301541	FT159	2	7	Bushing	
34	301543	FT287	2	7	Lockwasher	
35	301565	FT476	2	7	Washer	
36	301564	FT475	2	7	Screw	
37	482474	MZ 492805	64	7	Track plate	
38	100038	DIN985-M12	256	7	Nut	
39	300809	DIN931-M12x65-8G	256	7	Screw	

Code 7 : 409001 - 490999

x Enkel voor leiding  
 x x Enkel voor looprol



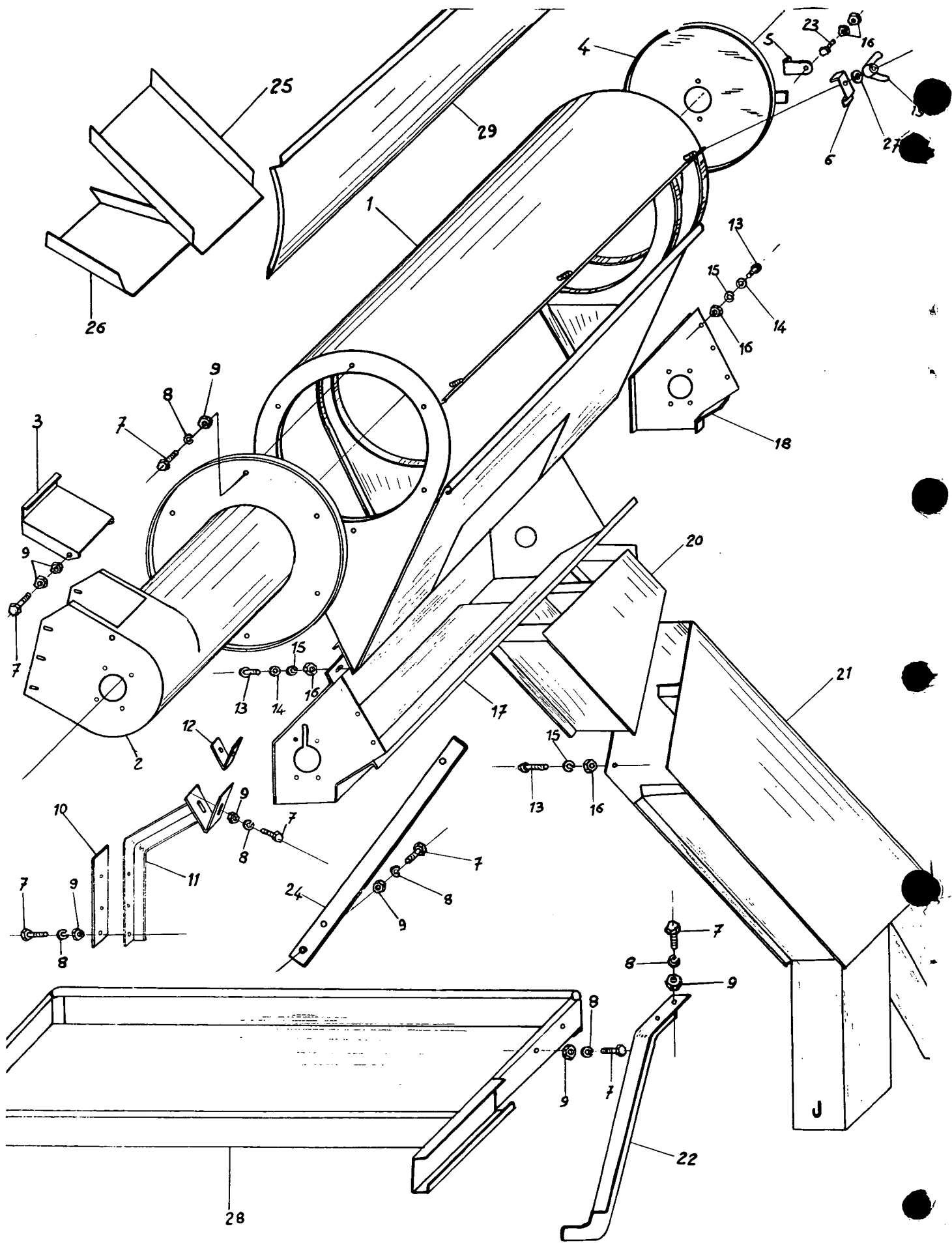


RUSPEN - TRACKS  
CHENILLES - RAUPEN

409001 - 490999

Fig.	Order ref.	Old reference	Qty.	Code	Description	N.B.
1	482488	MZ 494021	1	4	Support	Right-hand
	482488	MZ 494721	1	149	Support	Right-hand
2	482497	MZ 494023	1	7	Support	Right-hand
3	120127	DIN931-M16x40-8G	33	7	Screw	
4	140048	DIN127-A16	33	7	Lockwasher	
5	100020	DIN934-M16	49	7	Nut	
6	140020	DIN126-Ø18	25	7	Washer	
7	340063	MZ 494026	1	7	Connecting rod	
8	100024	DIN934-M24x1,5	4	7	Nut	
9	321245	DIN127-A24	2	7	Lockwasher	
10	360052	MZ 494051	1	7	Belt guard	
11	100016	DIN934-M10	2	7	Nut	
12	140045	DIN127-A10	2	7	Lockwasher	
13	120111	DIN933-M10x30-8G	2	7	Screw	
14	100015	DIN934-M8	2	7	Screw	
15	322358	DIN127-A8	2	7	Lockwasher	
16	120104	DIN933-M8x20	2	7	Screw	
17	482503	MZ 494025	4	7	Clamp	
18	482493	MZ 494022	1	7	Support	
19	482477	MZ 494020	1	4	Support	Left-hand
		MZ 494720	1	149	Support	Left-hand
20		S13-111.149.8	2	7	Washer	
21	210015	MZ 494043	4	7	Bushing	
22	332038	DIN71412-AM10x1	2	7	Grease nipple	
23	482504	MZ 494040	2	7	Support	incl.fig.22
24	482502	MZ 494024	2	7	Ring	
25	390010	MZ 493942	2	7	Pin	
26	136008	DIN94-Ø4x30	2	7	Cotter pin	
27	140039	DIN434-Ø18	60	7	Nut	
28	100019	DIN934-M14	56	7	Nut	
29	140047	DIN127-A14	56	7	Lockwasher	
30	120085	DIN931-M14x60	48	7	Screw	
31	120086	DIN931-M14x70	8	7	Screw	
32	482510	MZ 494041	2	7	Chain tensioner	
33	100023	DIN934-M20	4	7	Nut	
34	322359	DIN127-A20	2	7	Lockwasher	
35	140090	S13-16,5.30.2	48	7	Washer	

Code 4 : 409001 - 459999  
7 : 409001 - 490999  
149 : 470001 - 490999

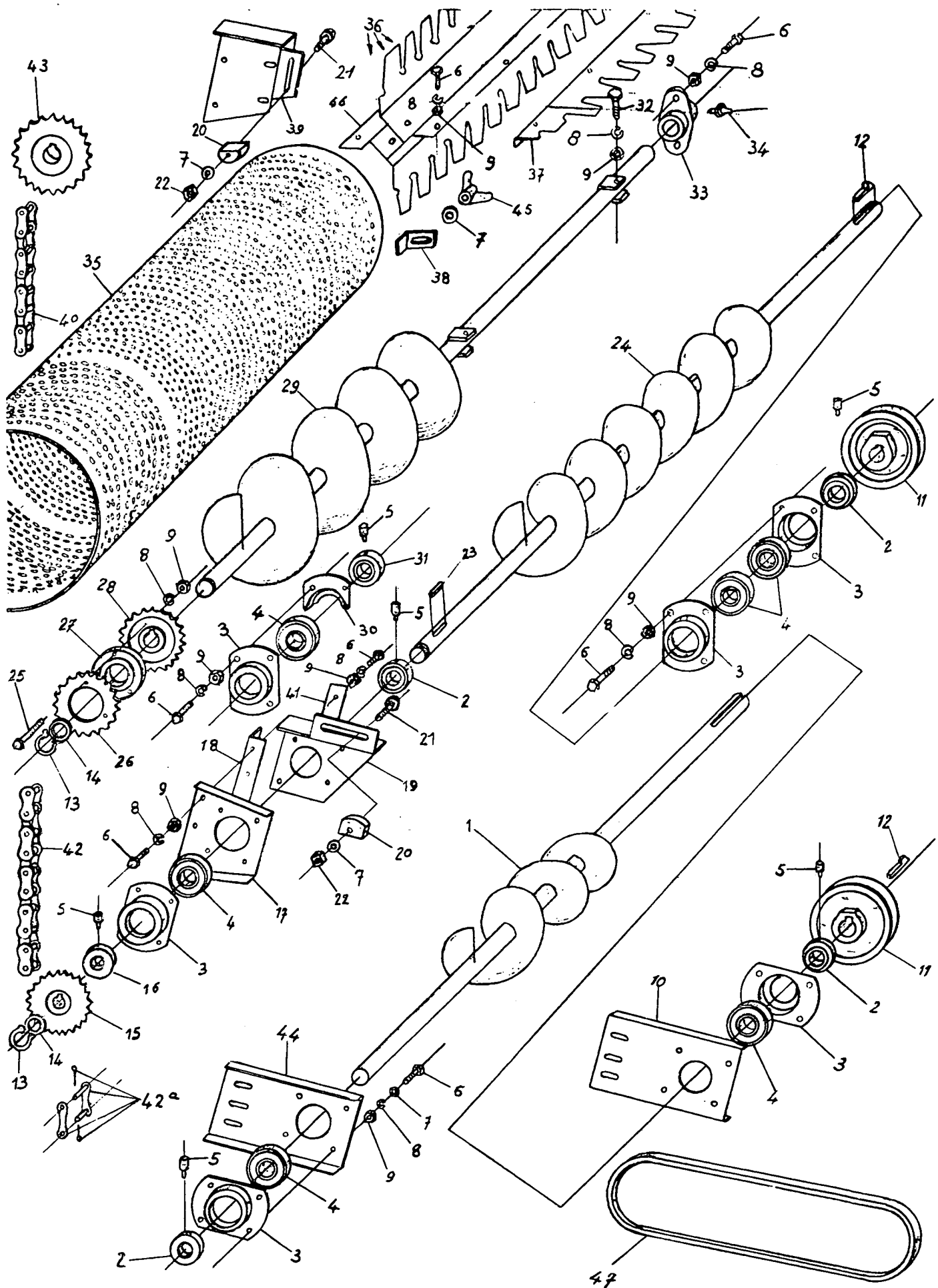


SORTEERDER OP GRAANTANK, OMHULSEL  
 SORTER ON GRAINTANK, CASING  
 TRIEUR SUR TREMIE, ENVELOPPE  
 SORTIERZYLINDER AUF KORNTANK, VERKLEIDUNG

409001 - 490999

Fig.	Order ref.	Old reference	Qty.	Code	Description	N.B.
1	489402	MZ 794540	1	7	Casing	
2	484531	MZ 754009	1	7	Supply pipe	
3	360247	MZ 064021	1	7	Cover	
4	310029	MZ 753932	1	7	Cover	
5	483283	MZ 752234	2	7	Closing piece	
6	483284	MZ 750935	3	7	Closing piece	
7	120104	DIN933-M8x20-8G	21	7	Screw	
8	322358	DIN127-A8	21	7	Lockwasher	
9	100015	DIN934-M8	22	7	Nut	
10		MZ 794544	2	7	Reinforcement	
11	489405	MZ 794545	2	7	Support	
12	483355	MZ 794546	2	7	Reinforcement	
13	120013	DIN86-AM6x15	45	7	Screw	
14	140015	DIN126-Ø7	30	7	Washer	
15	322357	DIN127-A6	45	7	Lockwasher	
16	100014	DIN934-M6	49	7	Nut	
17	484851	MZ 794525	1	7	Eduction	
18	483332	MZ 794526	1	7	Cover	
19	100005	DIN315-M8	3	7	Nut	
20	489406	MZ 794555	1	7	Intermediate	
21	483365	MZ 794560	1	7	Pipe	
22	483311	MZ 794007	1	7	Support	
23	120100	DIN933-M6x20-8G	2	7	Screw	
24	483312	MZ 794009	1	7	Fixing piece	
25	489404	MZ 794542	1	7	Slide	
26	489403	MZ 794541	1	7	Slide	
27	140016	DIN126-Ø9,5	3	7	Washer	
28	489330	MZ 794010	1	7	Platform	
29	310106	MZ 754030	1	7	Cover	

Code 7 : 409001 - 490999



SORTEERDER OP GRAANTANK, DRAAIENDE DELEN  
 SORTER ON GRAINTANK, MOVING PARTS  
 TRIEUR SUR TREMIE, PARTIES MOBILES  
 SORTIERZYLINDER AUF KORNTANK, DREHENDE TEILE

409001 - 490999

Fig.	Order ref.	Old reference	Qty.	Code	Description	N.B.
1	240012	MZ 794515	1	7	Vis sans fin	
2	300006	N58-30.50.2	4	7	Clamping ring	
3	310049	N40-62.16.1	6	7	Housing	
4	210043	SKF 6206-2RS	6	7	Ball bearing	
5	110003	DIN915-AM10x12-10K	6	7	Stud	
6	120104	DIN933-M8x20-8G	35	7	Screw	
7	140016	DIN126-Ø9,5	36	7	Washer	
8	322358	DIN127-A8	44	7	Lockwasher	
9	100015	DIN934-M8	44	7	Nut	
10	489331	MZ 794516	1	7	Support	Left-hand
11	290061	N72-125.30.1	2	7	Pulley	
12	470025	S66-8.7.5.56	2	7	Headed key	
13	370003	DIN471-Ø30	2	7	Circlip	
14	301469	S101-30.35.3	2	7	Washer	
15	270063	N21-110.30.1	1	7	Pignon	
16	300027	N58-30.50.4	1	7	Clamping ring	
17	489333	MZ 794521	1	7	Support	
18	489335	MZ 794522	1	7	Reinforcement	
19	489408	MZ 794558	1	7	Support	
20	483265	MZ 793904	2	7	Tension block	
21	120039	DIN603-M8x50	2	7	Screw	
22	100014	DIN557-M8	2	7	Nut	
23	170006	S61-8.7.28	1	7	Key	
24	240114	MZ 794520	1	7	Unloading auger	
25	120107	DIN931-M8x50-8G	3	7	Screw	
26	270008	N20-110.50.1	1	7	Pinion	
27	280048	N95.50.40.1	1	7	Bushing	
28	<del>270020</del>	N21-110.30.2	2	7	Pinion	
29	240052	MZ 754001	1	7	Shaft	
30	310079	N67-46.50.2	1	7	Protection	
31	300004	N58-30.45.2	1	7	Clamping ring	
32		DIN931-M8x65-8G	2	7	Screw	
33	320037	N62-30.65.3	1	7	Bearing	
34	332038	DIN71412-AM10x1	1	7	Grease nipple	
35	460035	MZ 752280	1	7	Sieve	5,6x25 - 2,75x20
	460037	MZ 752281	1	7	Sieve	4,5x25 - 2,5x20
	460039	MZ 752282	1	7	Sieve	Ø3,5 - Ø2
	460041	MZ 752283	1	7	Sieve	Ø16 - 4,25x25
	460043	MZ 752284	1	7	Sieve	2x20-4,25x25
	460045	MZ 752286	1	7	Sieve	Ø3,5 - Ø12
36	030079	MZ 752200.02	1	7	Blade wheel	incl.fig.6,7,8,37,46
37	483264	MZ 754703	2	7	Awner blade	
38	484865	MZ 752236	2	7	Support	
39	483266	MZ 754008	1	7	Support	
40	230082	MZ 754085	1	7	Chain	
41	489332	MZ 794518	2	7	Reinforcement	
42	230024	MZ 794570	1	7	Chain	
42a	230031	N26 (5/8" )	1	7	Coupling link	
43	270018	N21-110.25.2	1	7	Pinion	
44	483324	MZ 794517	2	7	Support	Left-hand
45	100005	DIN315-M8	2	7	Winged nut	
46	483260	MZ 754702	1	7	Blade wheel	
47	230041	S150-17-1002	1	7	Belt	

270023

Code 7 : 409001 - 490999

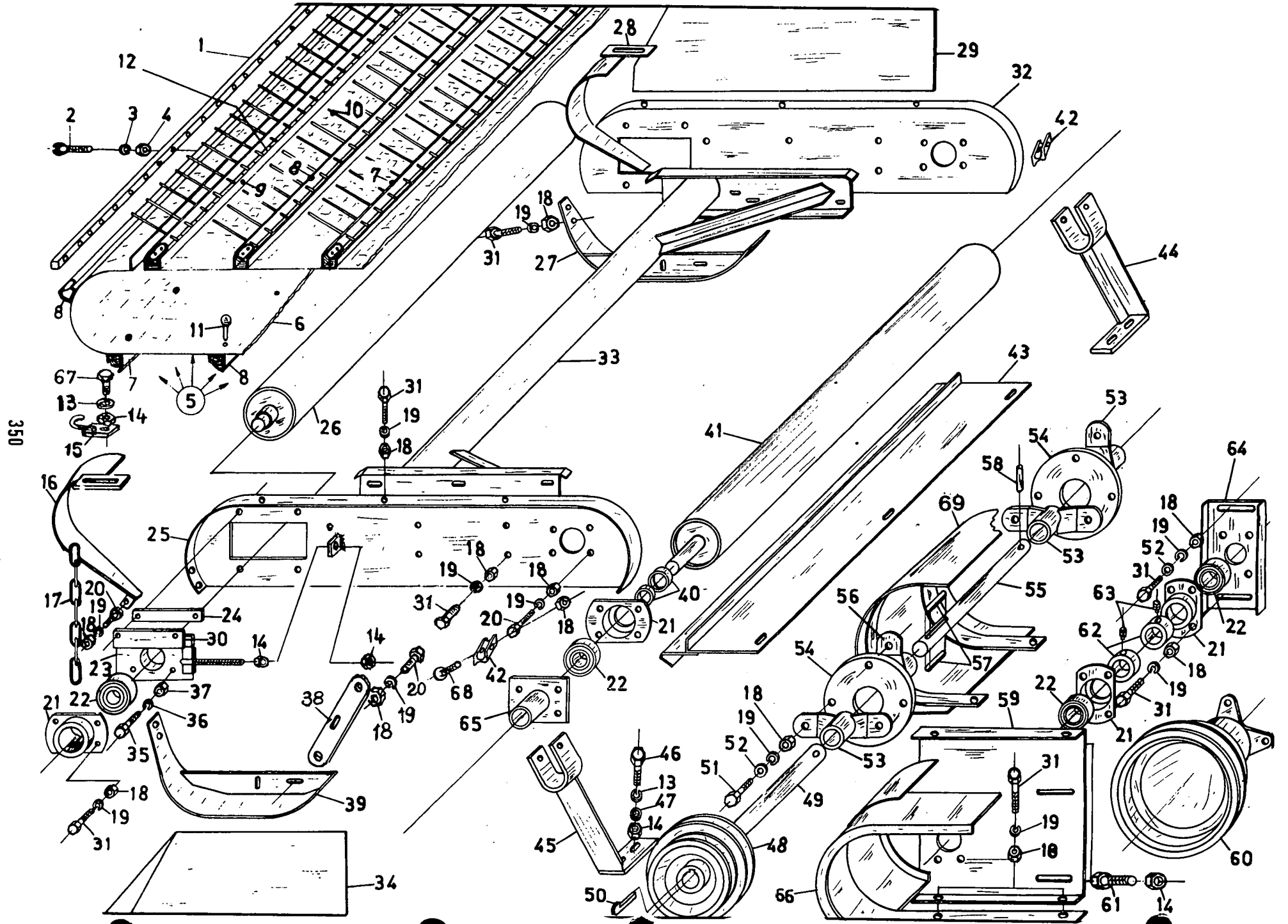


Fig.	Order ref.	Old reference	Qty.	Code	Description	N.B.
1	483233	MZ 740951	1	7	Locking-piece	
2	120012	DIN86-AM5x25	20	7	Screw	
3	322356	DIN127-A5	20	7	Lockwasher	
4	100013	DIN934-M5	20	7	Hex nut	
5	483225	MZ 744050	1	7	Canvas compl.	incl.fig.6 thru 12
6	190055	MZ 744050.01	1	7	Canvas	
7	483231	MZ 740950.04	4	7	Lath	incl.fig.10,12
8	483229	MZ 740950.03	5	7	Lath	incl.fig.10,12
9	483226	MZ 740950.02	1	7	Lath	incl.fig.10,12
10	180047	S90.105.100.3,5	90	7	Rake	
11	300700	DIN674-CU5x10	410	7	Rivet	
12	483228	MZ 740950.02.02	90	7	Plate	
13	140045	DIN127-A10	6	7	Lockwasher	
14	100016	DIN934-M10	11	7	Hex nut	
15	483182	MZ 740916	2	7	Support	
16	360078	MZ 744034	1	7	Protection	Left-hand
17	230022	MZ 740917	2	7	Chaine	
18	100015	DIN934-M8	78	7	Hex nut	
19	322358	DIN127-A8	60	7	Lockwasher	
20	120104	DIN933-M8x20	10	7	Cap screw	
21	310045	N40-52.15.1	6	7	Cover	
22	210042	SKF 6205-2RS	6	7	Ball bearing	
23	489354	MZ 744013	2	7	Adjusting piece	
24	483180	MZ 744014	4	7	Plate	
25	489357	MZ 744026	1	7	Side	Left-hand
26	483173	MZ 744011	1	7	Driving-roll	
27	483201	MZ 744030	1	7	Slipper	Right-hand
28	360077	MZ 744033	1	7	Protection	
29	360075	MZ 744018	1	7	Protection	
30	483181	MZ 744015	4	7	Plate	
31	120103	DIN933-M8x15	44	7	Cap screw	
32	489355	MZ 744025	1	7	Side	Right-hand
33	301084	MZ 744027	1	7	Frame	
34	360076	MZ 744019	1	7	Protection	Left-hand
35	120028	DIN87-AM6x20	8	7	Screw	
36	322357	DIN127-A6	8	7	Lockwasher	
37	100014	DIN934-M6	8	7	Hex nut	

Code 7 : 409 001 - 490999

Enkel snijbreedte (a) 2,50 m - 8'2"  
 Uniquement coupe (b) 3 m - 9'10"  
 Only for cutterbar (c) 3,60 m - 11'10"  
 Nur für Schneidwerk(d) 4,20 m - 13'10"

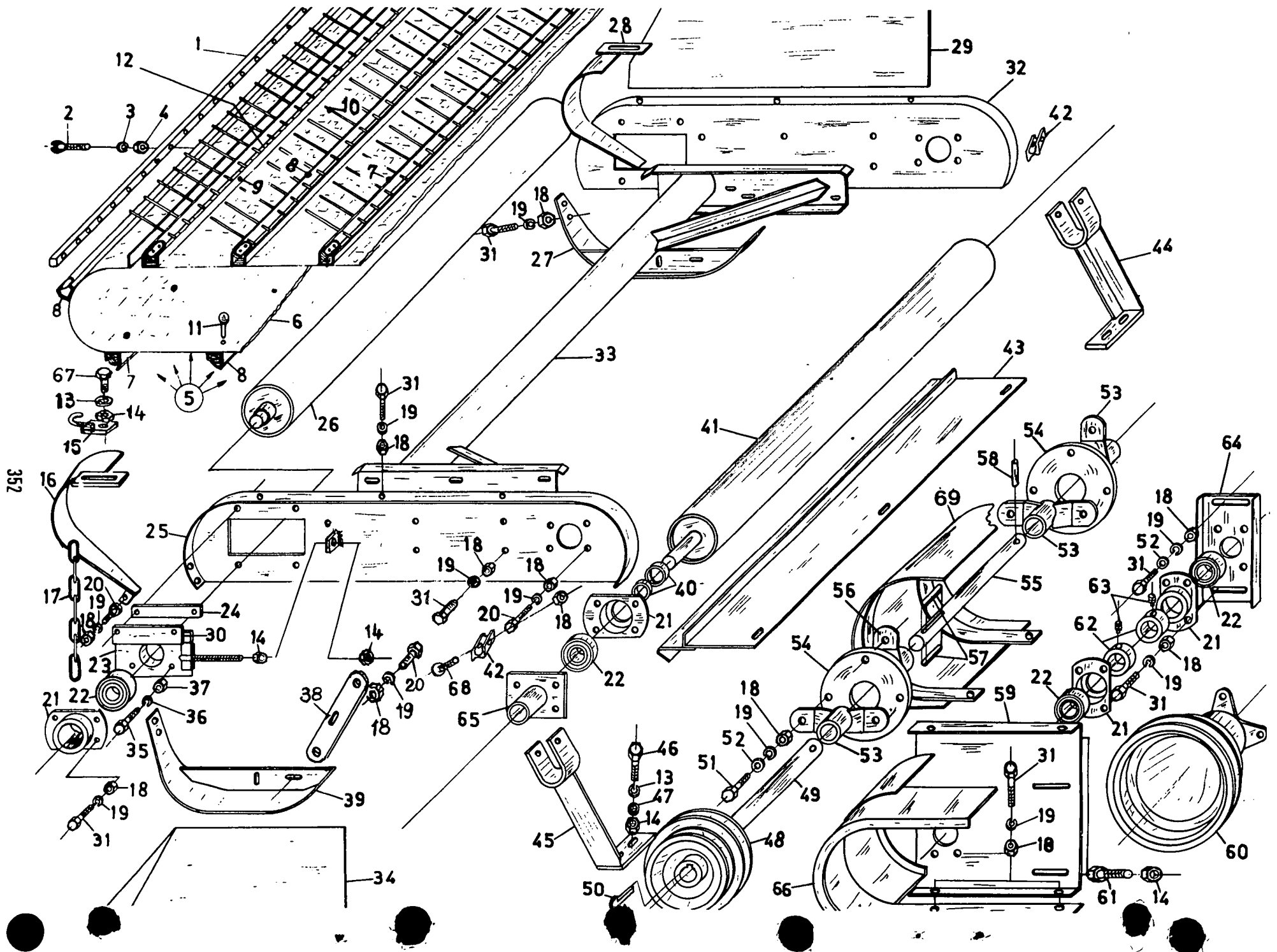


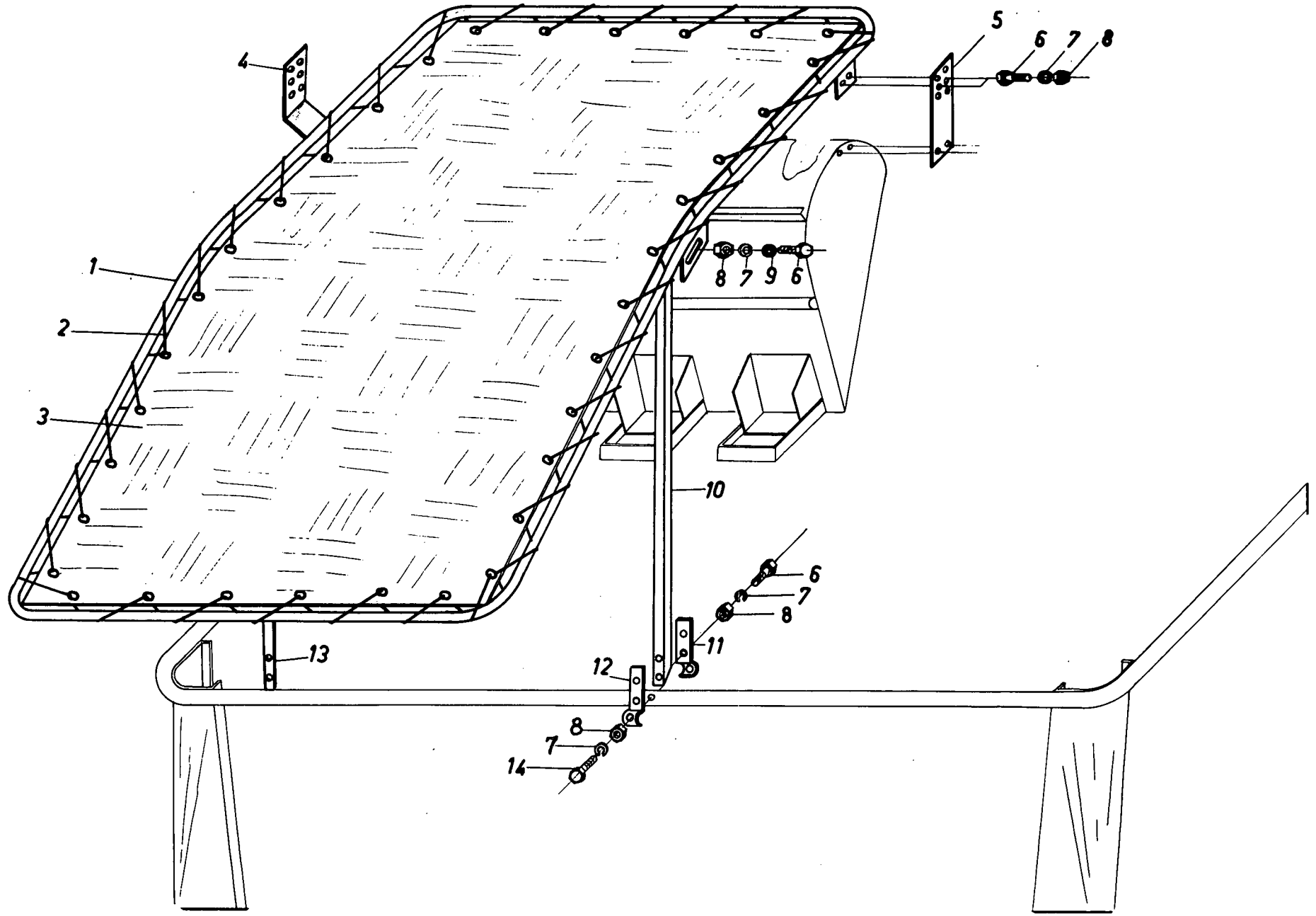


Fig.	Order ref.	Old reference	Qty.	Code	Description	N.B.
38	307207	MZ 744032	2	7	Support	
39	483204	MZ 744031	1	7	Slipper	Left-hand
40	200121	S101-25.30.3	2	7	Ring	
41	484843	MZ 744010	1	7	Driving roll	
42	483212	MZ 744036	2	7	Fixing piece	
43	483222	MZ 744047	1	7	Plate	
44	483213	MZ 744040	1	7	Support	
45	483217	MZ 744041	1	7	Support	
46	120111	DIN933-M10x30	4	7	Cap screw	
47	140017	DIN126-11,5	4	7	Washer	
48	290206	N70-165.25.1	1	7	Pulley	
49	260217	MZ 743648	1	7	Shaft	
50	170024	S66-8.7,5.56	1	7	Key	
51	300381	DIN933-M8x35	6	7	Cap screw	
52	140016	DIN126-9,5	8	7	Washer	
53	280039	MZ 743661	3	7	Hub	
54	190057	MZ 743663	2	7	Elastic coupling	
55	260059	MZ 25.743646	1	7	Shaft	(a)
	260060	MZ 30.743646	1	7	Shaft	(b)
	260061	MZ 36.743646	1	7	Shaft	(c)
	260062	MZ 42.744046	1	7	Shaft	(d)
56	280038	MZ 743660	1	7	Hub	
57	170011	S61-8.7.70	2	7	Key	
58	130050	DIN1481-8x40	2	7	Pin	
59	489358	MZ 743644	1	7	Support	
60	290044	N70-220.30.1	1	7	Pulley	
61	120116	DIN933-M10x80	2	7	Cap screw	
62	300003	N58-25.45.1	1	7	Ring	
63	110003	DIN915-AM10x12	2	7	Stud	
64	483255	MZ 743664	1	7	Plate	
65	483175	MZ 744012	2	7	Bearing	
66	360258	MZ 743656	1	7	Protection plate	
67	120109	DIN933-M10x20	2	7	Cap screw	
68	120061	DIN931-M8x60	2	7	Cap screw	
69		MZ 25.743655	1	7	Protection plate	(a)
	360081	MZ 30.743655	1	7	Ditto	(b)
	360082	MZ 36.743655	1	7	Ditto	(c)
		MZ 42.744055	1	7	Ditto	(d)

Code 7 : 409001 - 490999

Enkel snijbreedte (a) 2,50 m - 8'2"  
 Uniquement coupe (b) 3 m - 9'10"  
 Only for cutterbar (c) 3,60 m - 11'10"  
 Nur für Schneidwerk (d) 4,20 m - 13'10"

354

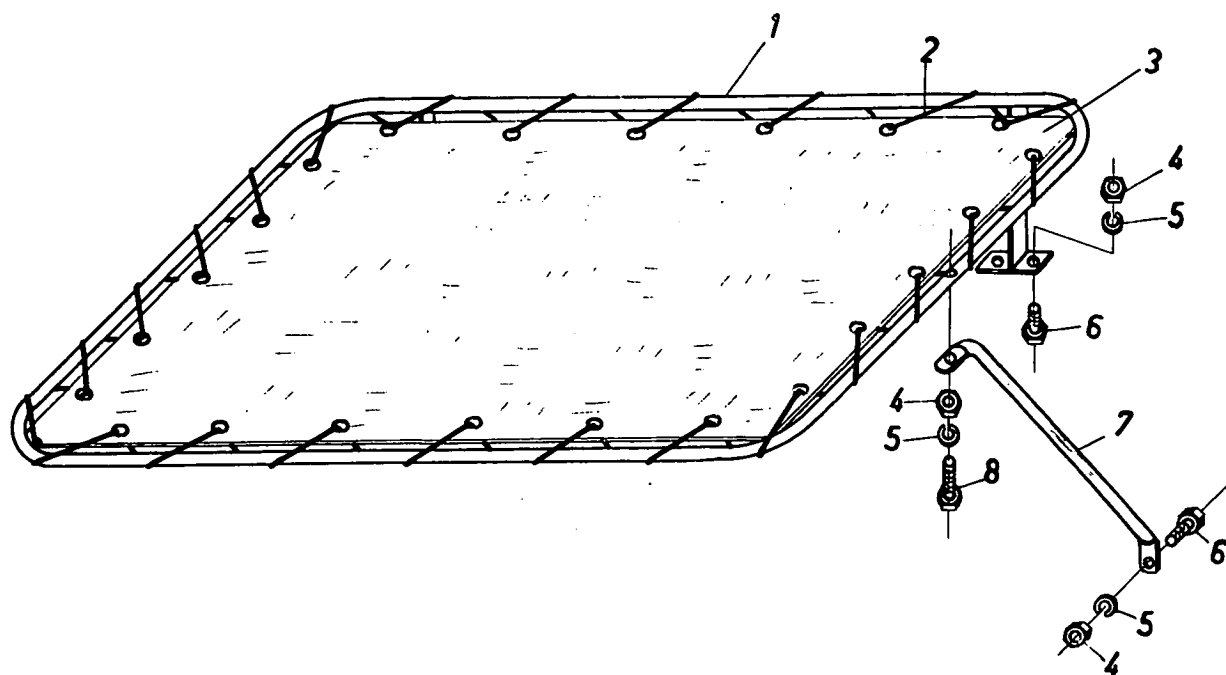


ZONNESCHERM VOOR SORTERDER – SUNSHADE FOR GRAIN SORTER  
 MARQUISE POUR TRIEUR – SONNENSEGEL FÜR SORTIERZYLINDER

409001 – 490999

Fig.	Order ref.	Old reference	Qty.	Code	Description	N.B.
1	483652	MZ 844002	1	7	Frame	
2	190061	MZ 844003	1	7	Rope	
3	190060	MZ 844001	1	7	Canvas	
4	483661	MZ 844011	1	7	Support	Right-hand
5	483658	MZ 844004	1	7	Support	Left-hand
6	120104	DIN933-M8x20	22	7	Screw	
7	322358	DIN127-A8	22	7	Lockwasher	
8	100015	DIN934-M8	22	7	Nut	
9	140016	DIN126-9,5	2	7	Washer	
10	483660	MZ 844009	1	7	Support	Left-hand
11	483662	MZ 844012	2	7	Clamp	Rear
12	489456	MZ 844010	2	7	Clamp	Front
13	483659	MZ 844007	1	7	Support	Right-hand
14	120114	DIN931-M10x60	2	7	Screw	
15	140045	DIN127-A10	2	7	Lockwasher	
16	100016	DIN934-M10	2	7	Nut	

Code 7 : 409001 - 490999



ZONNESCHERM VOOR GRAANTANK – SUNSHADE FOR GRAIN TANK  
 MARQUISE POUR TREMIE – SONNENSEGEL FÜR KORNTANK

409001 – 490999

Fig.	Order ref.	Old reference	Qty.	Code	Description	N.B.
1	483664	MZ 844052	1	7	Frame	
2	190063	MZ 844055	1	7	Rope	
3	190062	MZ 844051	1	7	Canvas	
4	100015	DIN934-M8	10	7	Nut	
5	322358	DIN127-A8	10	7	Lockwasher	
6	120104	DIN933-M8x20	8	7	Screw	
7	483667	MZ 844053	2	7	Support	
8	120106	DIN933-M8x40	2	7	Screw	

Code 7 : 409001 - 490999

INDEX

Nr.	Pag.	Fig.	Nr.	Pag.	Fig.	Nr.	Pag.	Fig.	Nr.	Pag.	Fig.
020004	125	47	030167	287	58	100004	227	46	110039	257	75
020005	125	47	030168	295	48	100005	235	30	110048	183	17
020006	125	47	030173	173	C	100006	39	18	110054	211	14
020016	125	47	030195	97	29	100008	323	40	110056	213	13
020017	125	47	030210	191	35	100012	309	39	110057	193	5
020037	125	47	030213	291	49	100013	351	4	110069	255	44
030002	85	39	030244	121	24	100014	301	45	110072	121	13
030047	27	44	030245	123	25	100015	227	4	110074	133	21
030050	229	13	030266	295	51	100016	315	16	110098	279	32
030051	121	24	030267	293	10	100017	97	42	110102	137	12
030052	121	24	030278	255	58	100018	227	41	110134	145	36
030053	121	24	030320	293	3	100019	345	28	110140	247	25
030054	121	24	030358	187	29	100020	339	13	110144	229	17
030055	123	25	030445	47	9	100022	239	50	110148	193	11
030056	123	25	030449	167	G	100023	345	33	120001	241	20
030057	123	25	030451	175	B	100024	345	8	120002	241	17
030058	123	25	030461	343	5	100025	329	33	120003	241	9
030059	123	25	030462	343	21	100026	329	4	120004	95	18
030060	121	24	040011	129	12	100027	329	24	120005	17	17
030061	167	E	040016	229	6	100028	329	15	120007	41	36
030062	167	P	040017	97	38	100029	87	49	120008	31	46
030063	167	J	040018	175	26	100030	87	50	120009	63	9
030065	171	L	040019	175	37	100031	149	42	120010	115	42
030067	167	F	040020	193	23	100032	201	43	120011	49	15
030069	179	B	040021	193	16	100033	245	5	120013	65	4
030070	179	J	040022	183	16	100034	281	62	120014	91	8
030070	175	B	040025	207	20	100035	337	11	120015	67	19
030074	179	F	040026	239	39	100037	307	10	120016	67	19
030077	177	E	040034	241	1	100038	343	38	120018	329	40
030078	301	65	040038	241	2	100039	21	46	120019	85	42
030079	323	31	040046	113	7	100040	199	20	120020	75	8
030080	167	C	040048	241	1	100042	263	4	120022	73	35
030081	85	39	040049	241	2	100043	263	7	120023	329	31
030082	85	39	040065	183	16	100044	287	35	120024	329	10
030083	85	39	090003	199	1	100045	265	10	120025	329	34
030084	85	40	090005	285	30	100051	33	8	120026	47	14
030088	61	47	090006	253	K	100054	189	27	120028	67	18
030089	55	58	090007	253	M	100064	269	13	120030	155	60
030090	71	26	090008	253	L	100065	261	27	120032	141	34
030091	71	25	090009	253	A	100073	223	28	120033	39	39
030092	71	27	090010	253	B	100074	189	27	120036	287	53
030093	89	22	090011	253	C	100079	201	43	120037	93	3
030097	49	3	090016	279	6	100081	121	14	120039	75	3
030099	223	1	090017	279	13	100093	25	44	120041	155	58
030101	189	32	090023	267	2	100098	241	19	120042	113	11
030104	187	34	090031	25	25a	100099	241	29	120043	179	7
030105	247	38	090032	195	68	100107	283	33	120044	87	43
030106	247	40	090033	195	69	110001	201	36	120045	109	64
030107	247	41	090034	215	54	110002	241	31	120046	181	49
030110	183	10	090035	265	1	110003	233	7	120047	179	27
030116	191	37	090036	265	4	110004	71	18	120048	81	11
030117	47	1	090037	265	22	110005	265	19	120049	335	24
030118	47	2	090046	201	35	110007	223	23	120051	337	30
030119	47	3	090049	241	3	110009	197	F	120052	279	30
030120	47	4	090050	241	21	110010	197	G	120058	51	42
030121	47	5	090051	241	32	110016	231	33	120061	209	19
030122	47	6	090052	241	33	110018	193	28	120062	87	45
030123	47	7	090054	331	1	110019	249	5	120063	45	18
030124	47	8	090055	331	2	110021	193	25	120064	141	3
030126	49	2	090056	199	1	110022	193	11	120065	63	13
030130	301	38	090070	241	3	110023	215	33	120070	155	56
030141	295	51	090071	241	21	110024	195	64	120071	199	12
030152	289	9	090072	241	32	110025	195	63	120072	23	20
030153	287	60	090077	241	21	110026	187	6	120073	175	29
030157	283	46	090081	289	1	110027	187	5	120074	179	37
030158	283	34	090084	261	9	110029	197	A	120075	135	56
030159	283	40	100001	201	38	110030	197	E	120082	155	59
030160	287	59	100002	241	19	110031	197	C	120085	345	30
030164	293	10	100003	241	29	110032	196	J	120086	345	31

INDEX

Nr.	Pag....	Fig.	Nr.	Pag.	Fig.	Nr.	Pag.	Fig.	Nr.	Pag.	Fig.
120090	189	28	120263	187	9	140028	17	29	140169	267	10
120092	251	38	120265	291	53	140029	87	55	140170	275	24
120097	329	13	130001	199	34a	140031	89	25	140171	269	3
120099	193	8	130002	149	44	140039	345	27	140172	267	11
120100	175	31	130003	249	20	140040	51	46	140173	267	9
120101	185	26	130004	329	21	140041	29	42	140174	271	6
120103	135	40	130005	85	26	140042	151	49	140175	209	11
120104	203	5	130006	249	12	140044	85	32	140177	89	5
120105	207	5	130008	245	4	140045	307	13	140181	231	38
120106	89	10	130009	19	20	140046	301	55	140187	261	34
120107	187	14	130010	81	6	140047	345	29	140188	87	60
120109	193	8	130012	89	6	140048	301	62	140191	133	19
120110	113	10	130014	253	17	140050	19	30	140194	23	13
120111	193	8	130015	329	50	140051	21	35	140199	247	30
120112	185	27	130016	51	4	140052	281	59	140201	21	35
120113	35	45	130017	245	19	140053	239	40	140205	265	6
120114	355	14	130021	199	3	140055	285	9	140212	261	6
120116	131	21	130022	31	29	140056	189	7	140213	261	14
120117	131	21	130023	143	4	140058	83	14	140214	261	26
120118	307	5	130024	299	35	140059	113	8	140220	25	10
120120	155	61	130031	95	14c	140060	113	18	140224	241	7
120121	145	43	130032	95	14b	140061	103	8	140225	241	7
120122	141	13	130033	95	16b	140062	245	7	140226	241	7
120124	61	39	130034	93	1e	140063	19	3	140227	241	7
120126	187	32	130035	93	1c	140065	273	21	140229	195	45
120127	187	30	130042	285	22	140067	267	17	140239	239	49
120129	289	27	130043	283	3	140069	273	16	140250	37	37
120130	329	2	130044	19	32	140073	261	28	140260	259	2
120131	281	43	130045	285	3	140074	257	69	140261	259	13
120132	329	26	130046	229	14	140077	21	50	140266	275	20
120133	331	6	130047	19	31	140078	27	45	140267	259	4
120135	109	60	130048	51	20	140079	249	9	140275	259	34
120136	213	18a	130049	331	3	140082	109	58	140276	259	31
120137	277	2	130050	353	58	140084	123	26	150004	263	2
120141	29	24	130051	231	54	140086	17	39	150005	241	11
120142	25	9	130053	331	4	140087	81	19	150006	193	35
120145	255	42	130054	231	53	140090	345	35	150007	263	G
120147	239	28	130055	227	18	140092	339	11	150008	263	H
120148	239	43	130056	271	21	140094	41	50	150009	263	J
120149	189	26	130057	273	20	140095	223	5	150010	281	52
120150	195	43	130058	273	15	140096	229	15	150011	297	48
120151	193	21	130059	271	16	140097	27	53	150012	21	66
120152	291	53	130060	271	13	140100	205	10	150014	263	5
120153	141	22	130061	67	17	140101	21	59	150015	263	8
120154	153	38	130062	151	54e	140103	131	38	150016	287	36
120158	225	41	130064	195	57b	140104	127	18	150017	263	3
120159	269	11	130070	63	42	140108	87	61	150018	263	6
120160	265	24	130072	93	1d	140109	217	10	150019	263	9
120161	115	54	130097	271	17	140110	87	62	150020	261	33
120163	259	28	140001	241	27	140112	53	9	150021	19	21
120164	269	5	140002	241	24	140113	113	20	150023	19	29
120168	37	16	140003	241	24	140115	211	3	150024	229	16b
120183	107	26	140004	241	24	140118	85	30	150025	19	2
120184	223	56	140005	241	34	140119	33	6	150028	265	18
120185	189	26	140008	241	23	140121	247	37	150029	265	11
120186	109	47	140009	241	25	140124	107	19	150030	265	13
120187	25	9	140010	241	8	140125	149	29	150031	265	9
120188	223	26	140011	241	28	140126	247	35	150034	273	6
120203	135	41	140012	241	18	140135	21	34	150035	265	7
120211	327	27	140014	31	47	140138	337	10	150036	271	29
120216	341	6	140015	301	43	140146	175	39	150037	271	23
120220	31	30	140016	307	15	140147	87	60	150038	279	9
120225	21	54	140017	307	12	140148	247	30	150042	283	54
120231	189	26	140018	301	56	140149	189	20	150043	285	26
120233	229	17	140020	231	43	140152	3	7	150045	223	27
120235	281	34	140022	244	33	140164	271	27	150047	293	30
120253	241	17	140024	39	45	140165	271	27	150051	295	47
120254	241	20	140026	17	18	140166	269	6	150052	295	46
120261	223	56	140027	17	12	140167	273	13	150054	293	2

INDEX

Nr.	Pag.	Fig.	Nr.	Pag.	Fig.	Nr.	Pag.	Fig.	Nr.	Pag.	Fig.
150055	281	41	160145	255	48	180042	255	30	190127	239	47a
150059	293	23	160146	257	48	180045	243	8	190170	293	3
150060	291	50	160147	257	49	180047	351	10	190171	297	27
150062	295	31	160148	257	49	180048	41	24a	200001	241	2a
150063	281	42	160149	257	49	180049	47	13	200002	241	15
150064	293	12	160161	263	F	180050	27	11	200020	17	20
150065	279	15a	160162	263	D	180055	275	26	200030	245	12
150066	279	12a	160163	263	E	180056	269	2	200034	189	13
150079	267	18	160164	263	1	180058	271	26	200035	189	25
150080	265	15	160166	255	48	180059	271	22	200036	195	46
150081	193	35	160167	257	49	180060	271	5	200038	199	22
150084	291	65	160168	257	49	180062	29	11	200039	189	1
150093	273	27	160173	255	48	180064	137	8	200042	213	8
150105	261	31	160174	257	49	180065	133	18	200043	195	53
150106	257	66	160179	287	40	180087	273	28	200050	153	37
150109	241	30	160180	287	41	180092	253	20	200053	257	68
150110	295	49	160215	251	56	180106	193	18	200054	121	16
150114	297	41	160245	283	35	180110	203	24	200055	121	20
160002	253	D	160246	283	39	180129	213	11	200056	255	29
160005	253	F	160247	283	37	190002	247	40b	200064	327	18
160041	293	13	170001	241	16	190003	247	38b	200069	331	16
160042	293	11	170002	71	2	190004	247	41b	200070	175	28
160044	251	55	170004	269	4	190008	191	35e	200071	333	33
160045	251	52	170006	239	48	190010	247	40a	200073	89	30
160046	251	53	170007	51	17	190011	247	38a	200076	335	23
160047	251	54	170010	51	19	190012	247	41a	200079	269	9
160068	293	10	170011	353	57	190016	191	35a	200086	35	46
160049	251	42	170014	281	61	190034	29	15	200090	193	26
160050	251	47	170015	247	29	190037	31	1b	200094	19	9
160052	251	41	170016	97	31	190038	31	2	200097	19	9
160051	251	50	170017	25	11	190040	39	49	200098	19	22
160053	251	44	170018	337	3	190044	299	8	200099	81	20
160054	251	48	170019	215	29	190045	299	24	200119	205	7
160055	251	45	170023	33	10	190046	301	40	200121	57	28
160057	251	49	170024	353	50	190047	237	24	200122	335	29
160058	251	43	170025	229	12	190048	199	33	200126	19	23
160059	251	39	170026	37	15	190050	143	3	200127	19	23
160060	251	39	170027	37	34	190051	109	59	200137	321	6
160061	251	39	170028	73	2	190055	351	6	200140	133	28
160062	257	49	170029	17	2	190057	353	54	200150	37	23
160063	251	40	170033	107	15	190058	235	15	200153	147	53
160064	251	40	170045	73	2	190059	227	23	200155	147	15
160065	251	40	170051	145	30	190060	355	3	200156	289	23
160066	251	40	170052	147	3	190061	353	2	200167	213	25
160070	295	45	180001	201	35a	190062	356	3	200107	221	3
160071	295	33	180002	213	11	190063	356	2	200190	279	27
160074	283	35	180003	211	39a	190067	307	3	200192	103	33
160075	283	39	180006	279	2a	190068	39	20	200193	105	34
160077	289	9	180007	95	27	190070	297	18	200222	129	9
160079	291	45	180008	123	24a	190072	51	3	200246	279	27
160080	291	59	180009	129	4	190073	295	32	200258	189	25
160081	289	13	180012	193	18	190074	297	26	200264	31	31
160082	291	69	180013	27	20	190075	289	22	200265	67	21
160085	285	40	180015	285	6	190076	289	25	200266	231	28
160086	287	43	180016	143	11	190077	289	20	200300	129	9
160087	287	44	180017	65	18	190078	289	31	200320	181	48
160090	21	65	180019	195	56	190079	291	58	200324	269	9
160091	281	51	180020	137	9	190080	279	21	200332	135	57
160093	281	53	180021	153	40	190082	31	15	200348	19	22
160094	255	47	180022	25	13	190083	31	16	200355	37	23
160095	257	71	180026	59	8	190084	51	43	200370	187	18
160097	295	50	180028	253	20	190085	39	8	200371	187	21
160096	293	25	180032	47	17	190086	39	47	200372	187	23
160099	291	52	180033	95	28	190093	227	23	200373	211	21
160100	295	50	180034	285	10	190116	191	37e	200374	213	8
160101	291	64	180035	205	3	190117	191	37a	210001	201	35b
160106	227	42	180036	203	24	190120	39	43	210002	241	1a
160115	289	13	180037	231	36	190122	301	54	210003	241	6
160144	255	48	180039	89	14	190126	245	3b	210004	241	5

INDEX

Nr.	Pag.	Fig.	Nr.	Pag.	Fig.	Nr.	Pag.	Fig.	Nr.	Pag.	Fig.
210005	193	17	220018	189	11	230010	31	22	240055	229	8
210006	193	17	220019	211	20	230011	61	48	240056	59	1
210007	193	17	220020	195	52	230012	61	60	240057	51	18
210008	195	72	220021	281	57	230013	51	50	240064	229	8
210009	195	72	220022	293	24	230014	83	12	240086	83	1
210013	199	8	220023	287	38	230015	83	12	240090	235	1
210014	199	11	220024	291	54	230016	147	49a	240091	53	33
210015	345	21	220095	291	55	230017	147	49b	240101	229	8
210016	331	12	220028	261	21	230022	351	17	250053	301	70
210017	331	8	220030	261	7	230024	349	42	250071	255	21
210019	195	72	220031	261	15	230026	325	11	260001	241	13
210021	269	1	220032	269	10	230028	151	54g	260003	261	17
210022	85	31a	220036	285	24	230029	51	48	260007	17	1
210023	175	26a	220037	285	27	230030	51	50a	260022	61	46
210025	193	16a	220038	285	28	230031	323	46a	260023	63	20
210026	19	26a	220039	223	9	230034	147	50	260024	55	51
210027	127	3a	220040	223	10	230035	51	49	260026	37	14
210029	293	39a	220041	189	3	230037	157	12	260027	71	1
210030	97	38a	220042	199	30	230038	157	13	260029	223	4
210031	245	1a	220043	201	41	230039	173	1	260030	247	28
210032	55	41	220044	193	2	230040	159	28	260031	189	12
210033	33	12	220045	211	25	230041	349	47	260032	189	22
210034	37	19	220046	193	30	230042	157	14	260033	195	39
210035	195	48	220049	265	16	230043	157	18	260034	195	51
210036	97	15	220050	265	27	230045	159	26	260035	193	15
210037	103	28	220051	297	46	230048	159	24	260036	193	20
210039	37	5	220052	265	8	230049	157	15	260037	281	44
210040	211	41	220053	271	9	230050	157	15	260038	65	33
210041	185	5	220055	261	13	230051	157	12	260039	85	33
210042	231	35	220057	261	5	230052	157	9	260040	85	33
210043	231	29	220058	201	47	230053	157	17	260041	85	33
210044	37	19	220061	53	14a	230054	157	5	260043	145	22
210046	199	14	220062	35	27	230056	157	21	260044	153	47
210047	189	8	220063	33	13a	230057	157	8	260046	103	26
210048	193	32	220074	279	14	230060	157	10	260047	103	26
210049	17	22	220075	271	28	230062	159	27	260048	103	26
210050	199	23	220076	269	12	230063	159	23	260049	113	33
210051	281	58	220078	267	5	230064	157	4	260050	113	29
210052	149	12	220079	265	23	230065	159	22	260051	295	52
210053	245	24	220080	261	22	230066	157	20	260057	103	26
210054	245	11	220081	261	19	230068	331	19	260059	353	55
210055	19	16	220082	261	23	230069	157	16	260060	353	55
210058	211	5	220083	261	14	230070	333	35	260061	353	55
210063	211	36	220085	271	18	230071	157	16	260062	353	55
210064	53	13	220086	277	16	230073	157	6	260064	229	18
210069	245	1b	220087	271	30	230074	157	7	260067	335	5
210070	229	6a	220088	267	15	230076	157	1	260081	33	9
210076	133	23	220089	267	20	230077	157	2	260082	33	21
210077	183	16a	220090	259	6	230078	157	1	260084	73	3
210071	209	9a	220091	265	12	230080	157	3	260085	25	30
210081	195	72	220095	261	20	230081	25	25	260086	281	60
210082	195	71	220096	261	36	230082	323	46	260087	83	7
210083	241	6	220098	261	35	230095	147	49	260103	109	51
210084	241	5	220100	185	8	230099	135	54	260110	85	33
210085	109	75	220101	283	24	230101	165	8	260118	133	30
210089	129	12a	220117	261	25	230124	155	62	260122	133	17
210088	245	1a	220118	261	15	230127	157	12	260135	133	20
210090	235	2	220122	291	55	230131	173	1	260136	133	20
220005	241	22	220124	279	25	230151	157	18	260137	133	20
220006	279	8	220130	187	16	230154	159	24	260138	133	20
220007	279	10	220133	291	67	240012	349	1	260139	247	28
220009	59	16a	220142	193	2	240047	233	8	260147	229	18
220010		17	220144	259	9	240048	83	1	260149	133	20
220011	37	21	220145	259	18	240049	83	1	260154	331	17
220012	53	12a	220152	259	32	240050	83	1	260169	281	47
220014	19	18	220160	275	19	240051	83	1	260193	57	36
220015	33	13a	220161	259	8	240052	321	15	260195	51	31
220016	19	7	220162	259	15	240053	229	9	260196	69	1
220017	187	12	220166	259	33	240054	235	1	260204	187	31
			230010								



INDEX

Nr.	Pag.	Fig.	Nr.	Pag.	Fig.	Nr.	Pag.	Fig.	Nr.	Pag.	Fig.
260203	187	22	290032	19	6	300021	59	20	305192	309	48
260205	193	15	290035	223	7	300026	233	9	305193	309	46
260206	193	20	290036	223	6	300027	349	16	305194	309	26
260207	145	25	290039	331	7	300029	147	12	306506	151	49
260208	97	1	290044	353	60	300031	85	35	306512	277	3
260209	99	1	290048	113	17	300348	283	52	306800	291	69
260210	97	1	290052	73	13	300381	27	27	306946	225	10
260213	97	1	290054	127	3	300419	89	6	307207	353	38
260214	99	1	290060	335	7	300422	183	4	307379	337	2
260215	97	1	290061	349	11	300563	17	17	307637	289	1a
260216	99	1	290063	55	50	300579	283	20	307805	73	6
260217	353	49	290064	61	42	300580	337	27	307806	41	25
270005	343	1	290065	235	13	300604	225	16	308634	17	40
270008	349	26	290066	35	44	300614	329	32	308792	23	5
270013	83	13	290067	253	3	300637	187	20	308793	23	14
270014	83	13	290078	71	23	300657		23	308801	17	5
270015	83	13	290079	83	11	300658	39	39	308899	17	7
270016	85	13	290082	19	1	300689	65	21	308900	17	6
270018	349	43	290083	69	4	300700	351	11	308933	279	29
270019	61	43	290084	21	57	300712	147	8	308791	23	1
270020	349	28	290087	59	3	300765	281	34	309054	83	7
270025	177	47	290088	51	8	300809	343	39	309135	53	1
270029	51	21	290089	99	2	300810	97	51	309700	107	14
270030	153	12	290090	103	7	300829	331	18	309701	107	14
270033	153	43	290091	211	15	300863	187	28	309702	107	14
270039	21	58	290098	151	59	300883	297	49	309703	107	14
270040	25	26	290101	153	21	300891	145	14	309705	107	14
270047	107	9	290102	129	17	301044	189	2	310011	63	12
270048	133	25	290103	153	18	301047	307	25	310012	63	19
270063	349	15	290110	229	11	301058	295	51	310013	63	25
270064	181	47	290112	231	26	301060	297	47	310017	299	33
270078	51	29	290114	231	27	301084	351	33	310018	245	22
280001	213	9	290119	175	6	301162	245	23	310019	237	14
280002	273	14	290122	175	4	301177	337	7	310020	199	28
280014	33	2	290125	175	27	301186	14 5	12	310021	193	3
280017	37	9	290126	213	26	301197	187	17	310022	193	24
280018	71	19	290127	19	1	301453	331	11	310023	79	24
280020	281	54	290131	185	6	301463	309	45	310025	141	2
280021	247	41c	290132	281	48	301469	321	6	310029	347	4
280023	247	26	290138	253	3	301479	297	16	310030	321	8
280024	189	9	290139	281	48	301510	241	24	310031	299	16
280025	189	5	290148	133	1	301516	241	14	310033	225	26
280031	191	35b	290149	129	12	301541	343	33	310034	227	36
280033	247	40c	290150	133	15	301542	343	22	310035	325	16
280035	153	16	290151	133	14	301543	343	34	310036	327	26
280036	149	8	290152	23	4	301544	343	12	310044	329	48
280038	353	56	290153	23	2	301545	343	8	310045	57	31
280042	51	5	290154	23	15	301546	343	13	310046	133	11
280046	85	23	290155	23	17	301547	343	17	310047	245	9
280048	349	27	290174	281	48	301548	343	15	310048	61	41
280049	35	24	290189	51	22	301549	343	11	310049	107	10
280051	37	25	290190	57	30	301550	343	10	310051	71	13
280058	51	7	290197	19	1	301551	343	6	310052	83	19
280059	73	16	290200	331	20	301553	343	24	310055	33	11
283265	25	23	290204	249	11	301554	343	19	310056	133	5
280072	189	9	290206	353	48	301555	343	18	310058	61	37
280073	191	37b	290224	335	28	301556	343	9	310062	37	1
280088	35	24	300003	353	62	301558	343	7	310063	37	8
280089	129	18	300004	35	38	301559	343	27	310065	185	3
280095	69	14	300005	149	32	301560	343	28	310066	17	27
280096	69	20	300006	33	14	301561	343	30	310067	61	32
280099	187	8	300007	83	15	301562	343	29	310068	107	23
280100	187	33b	300008	85	35	301564	343	36	310071	67	33
280101	279	29	300010	151	58	301565	343	35	310072	59	27
280105	145	34	300012	149	32	301566	343	32	310074	107	8
290026	73	12	300014	71	8	301693	147	49c	310075	107	36
290029	19	33	300015	107	12	305171	307	9	310076	107	34
290030	21	41	300016	99	4	305175	289	8	310077	33	1
290031	19	4	300018	133	10	305177	289	10	310079	51	36

INDEX

Nr.	Pag.	Fig.	Nr.	Pag.	Fig.	Nr.	Pag.	Fig.	Nr.	Pag.	Fig.
310080	83	19	320069	25	3	340058	221	9	350063	311	5
310082	119	39	320081	241	10	340059	195	61	350064	311	5
310084	133	4	320083	109	76	340075	209	6	350065	311	5
310085	99	13	320084	153	15	340060	289	33	350066	311	3
310086	107	25	320085	153	3	340061	285	12	350067	311	3
310087	107	24	320086	279	29	340062	285	21	350068	311	3
310088	227	17	320094	237	15	340063	345	7	350069	311	3
310093	185	7	320098	233	2	340064	151	48	350070	313	10
310095	195	66	320103	187	15	340065	101	61	350071	313	10
310096	63	4	320451	289	21	340066	109	43	350072	313	10
310097	37	3	321079	303	21	340070	129	10	350073	313	10
310098	65	1	321095	75	1	340072	227	8	350074	313	22
310099	299	14	321096	75	1	340074	147	47	350079	313	20
310100	83	3	321097	75	1	340075	137	13	350080	313	19
310101	227	19	321098	75	1	340077	223	22	350081	313	21
310102	97	36	321100	75	1	340082	223	24	350082	329	55
310103	299	16	321114	75	1	340083	207	18	350084	227	16
310106	347	29	321245	345	9	340084	151	48	350086	227	16
310114	109	73	322355	31	48	340085	89	8	350097	311	7
310123	237	14	322356	329	57	340113	201	39	350098	311	2
310133	235	38	322357	351	36	340114	25	22	350099	311	3
310136	301	51	322358	351	19	340135	129	10	350100	311	5
310143	235	35	322359	345	34	340137	153	41	350101	311	9
310144	235	36	325829	21	52	340139	29	7	350102	313	10
310146	181	45	326345	59	2	340149	147	42	350103	313	12
310152	227	51	327199	229	2	350004	279	16	350114	229	16a
310169	37	38	330002	329	49	350005	279	12	350151	283	23
310170	145	18	330003	287	54	350010	33	16	350189	33	16
310172	193	3	330004	257	70	350012	243	5	350191	297	1
310173	211	37	330005	255	38	350014	285	23	360033	31	10
310177	225	14	330006	255	37	350015	289	15	360034	63	26
310178	225	23	330007	255	36	350016	239	46	360037	301	69
310179	329	48	330008	255	35	350017	239	47	360039	37	26
310181	259	35	330010	291	51	350018	237	1	360040	243	17
310184	225	13	330012	283	49	350019	307	24	360041	65	2
320004	267	14	330014	285	14	350022	229	16	360043	19	5
320016	37	6	330015	255	34	350024	339	12	360045	223	30
320018	19	26	330016	309	38	350027	311	1	360046	211	12
320019	281	56	330017	287	65	350028	311	6	360047	211	11
320020	223	11	330021	185	20	350029	313	11	360049	215	31
320023	237	15	330022	239	29	350032	313	15	360052	345	10
320024	199	16	330023	255	45	350033	313	16	360053	77	36
320026	279	29	330029	291	51	350034	313	16	360054	149	22
320030	331	13	331647	17	15	350035	313	16	360055	149	22
320031	331	9	332038	71	10	350038	313	16	360056	149	23
320032	331	10	332039	231	31	350039	313	18	360057	149	23
320033	45	15	332040	51	41	350040	313	13	360058	151	61
320034	217	3	332358	91	4	350041	313	14	360059	95	29
320036	51	40	332581	237	26	350042	311	9	360060	95	11
320037	349	33	332658	265	26	350043	311	9	360061	95	30
320038	321	12	333182	245	1	350044	311	9	360062	119	45
320039	61	34	340036	27	7	350045	311	9	360063	119	45
320041	229	21	340038	39	17	350046	311	2	360064	119	45
320042	227	22	340037	31	11	350047	311	2	360065	119	45
320043	37	18	340039	205	24	350048	311	2	360066	127	26
320045	149	14	340040	19	25	350049	311	3	360067	89	37
320046	149	5	340041	185	16	350050	311	4	360068	89	37
320047	337	8	340043	285	29	350051	311	4	360075	351	29
320052	55	43	340045	249	21	350052	311	4	360076	351	34
320053	33	4	340046	245	6	350053	311	4	360077	351	28
320054	223	12	340047	239	38	350054	311	8	360078	351	16
320055	245	17	340048	49	11	350055	311	8	360081	353	69
320056	279	29	340050	203	16	350056	311	8	360082	353	69
320057	105	36	340051	207	15	350057	311	8	360091	325	36
320058	19	17	340052	207	15	350058	313	12	360092	325	33
320064	133	22	340054	217	19	350059	313	12	360093	325	35
320065	133	27	340055	217	19	350060	313	12	360094	325	34
320066	153	15	340056	217	9	350061	313	12	360101	335	2
320067	153	3	340057	217	9	350062	311	5	360102	331	5

INDEX

Nr.	Pag.	Fig.	Nr.	Pag.	Fig.	Nr.	Pag.	Fig.	Nr.	Pag.	Fig.
360103	329	11	390006	27	4	420024	95	14a	470013	305	11a
360104	329	1	390008	245	18	420025	95	10	470014	307	9a
360105	329	5	390010	345	25	420026	95	20	470016	309	31a
360106	329	47	390012	235	29	420027	95	24	470017	309	26a
360107	333	18	390015	217	8	420028	95	24a	470018	309	81b
360110	65	3	390016	217	15	420029	95	25	470019	309	28a
360111	25	31	390019	239	41	420030	95	16	470020	309	28a
360112	195	40	390020	325	14	420031	95	16a	470021	309	29a
360113	215	50	390021	31	18	420035	95	8	470022	307	8
360116	227	15	390022	203	15	420037	93	1	470023	307	8
360138	67	2	390024	243	13	420038	93	1	470024	303	17
360139	131	20	390025	243	10	420039	93	1	470025	349	12
360146	111	1	390026	253	10	420040	93	1	470026	307	9
360147	111	2	390027	193	29	420041	93	1a	470027	309	31
360158	153	11	390028	255	25	420042	93	1	470028	305	7
360159	153	9	390033	251	31	420044	93	1	470029	305	6
360160	111	3	390035	251	32	420045	93	1	470030	305	13
360161	111	3	390037	253	18	420046	93	1	470032	305	3
360162	111	3	390039	217	7	420047	93	1	470033	309	36
360163	111	3	390040	135	35	420049	93	1	470034	305	4
360164	67	35	390042	25	17	420050	93	1	470035	305	12
360165	301	52	390051	143	21	420051	93	1	470036	287	48
360168	227	15	390055	255	25	420052	93	1	470037	287	49
360169	31	6	390056	255	23	420053	93	1	470038	287	50
360179	111	3	390058	253	18	420054	93	1	470039	305	9
360181	131	20	390072	29	18	420063	95	16a	470047	305	1a
360188	131	20	390073	29	4	430009	283	45	470048	305	8
360202	131	20	400001	213	18	430010	283	44	470050	305	5
360236	111	2	400002	213	6a	430011	283	45	480025	201	37
360244	301	51	400003	213	10	430025	287	61	480026	241	4
360245	299	16	400006	199	34	440001	315	8	480040	273	9a
360246	19	5	400007	199	34b	440002	315	7	480041	273	9b
360247	323	39	400008	211	40	440005	315	6	480042	277	17
360249	147	14	400009	195	57	440006	315	5	480043	261	3
360251	297	43	400010	195	57a	440007	315	4	480044	261	11
360252	343	2	410002	213	1	440008	315	3	480048	273	10
360254	145	23	410003	199	4	440009	315	2	480049	261	24
360255	145	20	410004	199	9	440010	315	1	480030	267	12
360257	145	24	410005	199	7	440011	315	9	480032	267	1
360258	353	66	410006	199	6	440012	315	10	480033	267	7
360262	317	10	410007	199	5	440013	315	11	480035	267	3
360263	317	4	410008	195	41	440014	315	12	480036	267	13
360265	335	2	410009	195	47	450002	267	4	480039	277	8
370001	193	19	410010	193	34	450005	279	11	480051	261	18
370002	61	44	410011	193	34	450010	297	15	480052	261	12
370003	321	24	410012	193	37	450011	285	25	480054	261	4
370004	147	18	410013	199	2	450012	293	9	480056	261	2
370006	337	6	410014	193	36	450013	305	10	480057	261	10
370007	229	24	410015	189	18	450027	295	58	480059	265	17
370009	37	4	410017	201	49	460014	49	27	480132	73	14
370010	189	6	410023	199	13	460035	323	28	480220	41	21
370011	195	49	410027	199	13	460037	323	28	480542	25	8
370012	147	19	410028	241	4	460039	323	28	481283	261	4
370013	213	23	410034	199	7	460041	323	28	481284	261	12
370014	281	55	410043	213	1	460045	323	28	481005	83	2
370015	195	70	410044	193	34	460047	323	28	481222	223	16
370017	267	8	420001	109	49	460050	341	14	481281	143	42
370018	37	39	420002	109	48	460059	49	4	481285	227	2
370027	279	22	420003	93	1	460071	31	1a	481289	137	3
370029	275	7	420004	93	1	460084	323	28	481489	17	36
380035	149	30	420005	93	1	470001	309	27	481490	17	35
380044	183	22	420007	93	1b	470002	307	21	481494	17	8
380059	213	6	420016	93	1a	470003	309	37	491495	17	9
380060	213	6b	420017	93	1f	470005	305	7a	481507	27	23
380270	213	6	420019	93	1a	470007	307	20	481508	27	6
390001	201	45	420020	95	19	470008	305	2	481509	27	8
390002	241	12	420021	95	21	470010	309	28	481510	27	19
390003	265	20	420022	95	26	470011	303	15	481513	27	9
390005	27	4	420023	95	14	470012	303	15	481514	27	13

INDEX

Nr.	Pag.	Fig.	Nr.	Pag.	Fig.	Nr.	Pag.	Fig.	Nr.	Pag.	Fig.
481515	27	13	481953	299	1	482168	253	1	482390	295	35
481517	29	13	481960	299	22	482171	253	8	482395	303	18
481523	27	2	481961	301	50	482172	253	9	482397	283	12
481525	27	14	481962	299	4	482175	273	10	482398	283	22
481526	27	21	481963	299	32	482177	203	26	482400	293	4
481528	29	22	481964	299	3	482179	203	22	482401	279	28
481529	29	10	481965	301	48	482180	203	21	482403	289	2
481530	27	12	481967	53	30	482181	217	11	482411	289	16
481548	33	3	481969	301	37	482182	217	23	482412	289	26
481550	31	5	481970	299	10	482185	205	1	482413	291	41
481551	31	17	481976	299	28	482190	205	2	482417	303	19
481552	31	21	481977	301	49	482193	205	8	482418	281	46
481554	31	23	481978	299	29	482195	209	5	482419	291	57
481557	31	13	481979	299	30	482196	209	1	482420	283	19
481558	31	14	481980	299	2	482204	219	1	482493	291	36
481559	31	12	481983	301	46	482208	217	17	482425	289	29
481560	31	3	481990	71	21	482210	217	11	482428	285	16
481561	31	8	481991	69	15	482211	217	24	482434	291	44
481563	31	9	481992	69	13	482214	221	1	492436	247	42
481572	63	40	481993	67	6	482218	221	7	482441	223	15
481573	63	41	481995	67	5	482220	221	5	482460	215	30
481589	63	2	481998	67	7	482221	221	4	482470	343	26
481590	63	24	481999	67	8	482222	221	6	482473	343	16
481593	63	8	482000	67	11	482223	221	2	482474	343	37
481594	57	33	482001	65	20	482227	221	12	482476	243	38
481595	57	47	482004	65	27	482229	221	13	482477	345	19
481596	63	15	482006	65	26	482230	285	1	482488	245	1
481597	63	32	482007	67	15	482232	285	4	482493	345	18
481603	63	27	482009	65	19	482251	199	10	482497	345	2
481606	63	28	482015	21	37	482252	189	19	482502	345	24
481612	63	33	482016	19	10	482259	189	2	482503	345	17
481617	63	45	482017	19	24	482264	189	15	482504	345	23
481629	55	63	482018	19	28	482266	201	40	482510	345	32
481630	63	22	482019	19	27	482268	193	33	482518	247	42
481631	63	43	482024	25	33	482270	191	36	482526	237	16
481668	45	12	482026	185	19	482275	213	12	482527	343	25
481680	39	3	482028	185	17	482276	195	38	482614	79	16
481682	41	22	482029	185	25	482279	199	15	482618	75	2
481685	39	52	482033	183	30	482283	193	14	482619	75	2
481697	41	21	482039	279	1	482284	193	13	482620	79	22
481700	41	16	482047	279	19	482285	193	22	482621	75	2
481703	41	8	482048	279	2	482292	213	22	482622	79	22
481705	43	7	482074	279	3	482293	213	27	482624	79	20
481706	39	23	482075	297	33	482294	213	5	482623	79	20
481707	39	10	482076	279	20	482295	211	43	482625	79	20
481711	43	8	482077	297	35	482296	213	17	482626	79	18
481737	49	12	482082	283	43	482298	195	54	482627	79	21
481752	73	19	482088	283	19	482299	195	55	482628	79	21
481755	73	18	482090	287	55	482300	195	58	482629	79	21
481756	73	20	482094	223	17	482301	195	59	482630	79	23
481757	37	13	482107	223	18	482302	195	60	482634	77	40
481760	37	36	482110	277	9	482303	195	62	482635	77	41
481778	243	19	482117	219	27	482306	195	67	482636	77	42
481779	243	20	482120	219	26	482310	307	2	482637	75	14
481780	243	3	482123	223	33	482319	307	4	482650	79	17
481781	243	2	482124	223	32	482321	307	22	482655	77	46
481782	243	11	482125	223	31	482323	307	25	482665	77	31
481785	243	4	482128	245	13	482332	77	33	482667	143	6
481788	243	18	482129	245	13	482333	77	33	482669	77	35
481789	243	21	482132	245	2	482334	77	33	482670	77	37
481790	243	9	482133	245	2	482335	77	33	482671	77	38
481792	243	7	482140	247	39	482344	309	41	482673	85	34
481793	243	22	482141	303	7	482345	307	23	482674	85	29
481805	243	12	482152	303	1	482346	299	20	482691	83	18
481939	301	51	482153	303	8	482347	315	14	482693	85	36
481940	301	51	482156	237	25	482352	315	13	482695	75	9
481942	399	19	482160	237	9	482353	307	18	482696	79	26
481949	299	20	482164	303	2	482354	307	7	482699	83	6
481952	299	23	482165	303	3	482380	279	28	482700	85	28