

18/02/80

[Handwritten signature]

SERVICE PARTS CATALOGUE
LISTE DE PIECES DE RECHANGE
ERSATZTEILLISTE
CATALOGO RICAMBIO
ONDERDELENLIJST

SPERRY  NEW HOLLAND

MODEL SUPER 1540 AL

SUPPLEMENT TO
THE CATALOGUE S 1540

ISSUE 496883

INTERNE DIENSTNOTA

NAAR Dhr H.Vandezande (10x) VAN R.Jodts

Cc Dhrn T.De Cruyenaere
Y.Rotsaert
J.Stoops
F.Van Herpe
G.Vansevenant
D.Witdoek

DATUM 10 maart 1982
REF. S3/RJ/FH 3818
ONDERWERP 1540 AL Traktiekast.

⁶
432924 msc 446070
⁴
432923 msc 446072

Om op de huidige 1540 AL machines de aanpassing te doen om het uit versnelling springen van de 3e versnelling te voorkomen zijn volgende nieuwe stukken nodig.

432924

→ ⁰³
~~09/446070~~ - ingangstandwiel-MG - nieuw stuk - kan vervaardigd worden uit 03/432924, mits slijpen van gleuf - zie detail A op de as 41/446071.

432922

~~41/446071~~ - ingangstandwiel - nieuw stuk

↔ 03/446072 - aandrijfjas - MG " "

~~09/446073~~ - aandrijfjas - " "

~~41/446074~~ - aandrijfjas - " "


417351

~~41/446075~~ - verschuifbaar tandwiel 2e en 3e - nieuw stuk

26/446076 - versnellingsas 2e en 3e - nieuw stuk

Het is de bedoeling met deze nota de stukken te lanceren als wisselstuk. Gelieve het nodige te doen zodat Service over voldoende nieuwe stukken kan beschikken voor seizoen 1982.

R.JODTS.



1540AL
LAATSTE
ISSUE

PARTS BULLETIN

DATE JULI 1980

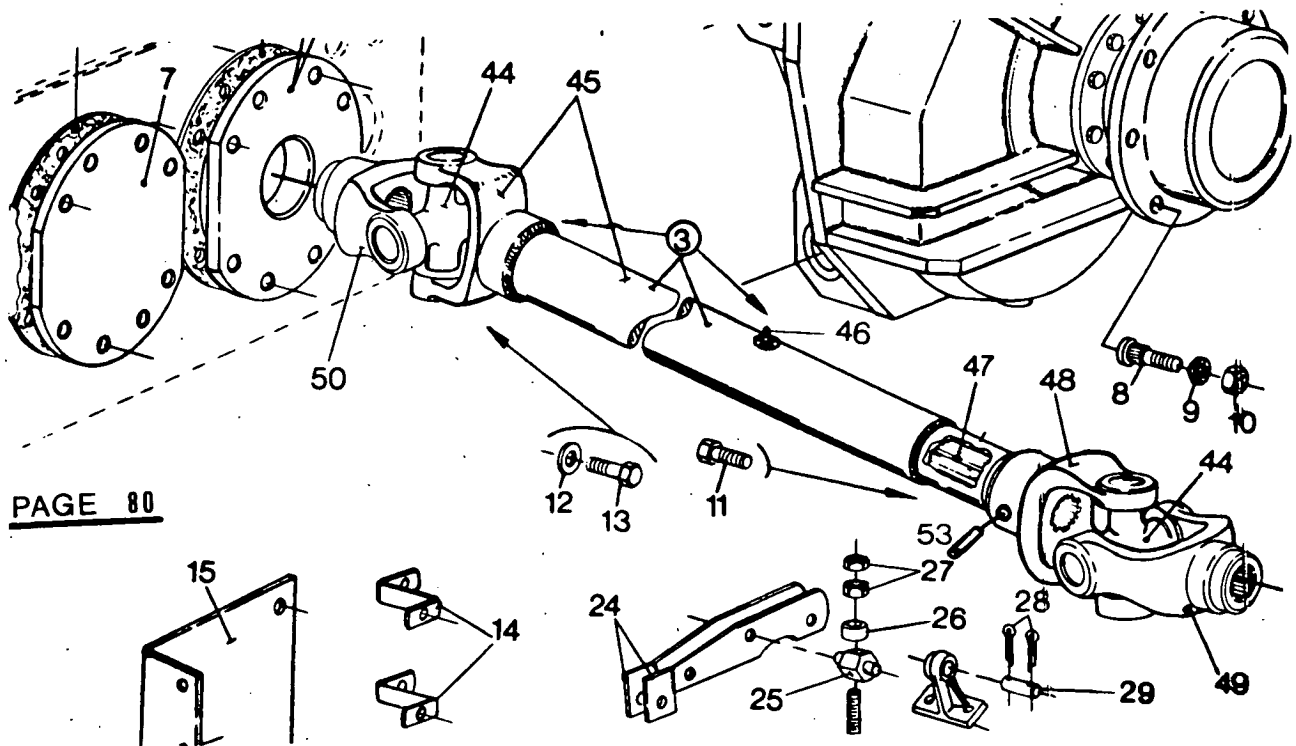
REFERENCE 496883 PB 1

ZEDELGEM PRODUCT

SUBJECT 1540 AL

CLAYSON 1540 AL

CATALOGUE 496883



PAGE 80

FINAL DRIVE, P.T.O. AND BRAKES
 REDUCTION FINAL, PRISE DE FORCE ET FREINS
 ENDVORGELEGE, GELENKWELLE UND BREMSSEN
 TRASMISSIONE FINALE, PRESA DI FORZA E FRENI
 EINDREUCTIE KARDANAS EN REMMEN

Page	Fig.	Order Ref.	Qty.	Code	Description	N.B.
79	3	398754	2	101	P.T.O. assy.	incl.fig.44 thru 50,53 - 10 tooth
		426809	2	51	P.T.O. assy.	incl.fig.44 thru 50,53 - 10 tooth
81	44	423093	2		Journal bearing	
	45	423095	1	101	Shaft	10 tooth
		426973	1	51	Shaft	18 tooth
	46	300919	1		Grease fitting	
	47	423092	1	101	Inner shaft	10 tooth
		426972	1	51	Inner shaft	18 tooth
	48	423094	1	101	Fork	10 tooth
		426780	1	51	Fork	18 tooth
	49	423091	1		Fork	
	50	423096	1		Fork	
	53	436781	1		Roll pin	
Code 101 : 4801001 - 4802999						
51 : 4803001 -						

**SERVICE PARTS CATALOGUE
LISTE DE PIECES DE RECHANGE
ERSATZTEILLISTE
ONDERDELENLIJST**

MODEL CLAYSON 1540 AL

REPLACE ISSUE	}	496778
REPLACE PUBLICATION		496797
ERSETZT AUSGABE		496826
VERVANGT UITGAVE		

ISSUE 496883

SPERRY  NEW HOLLAND

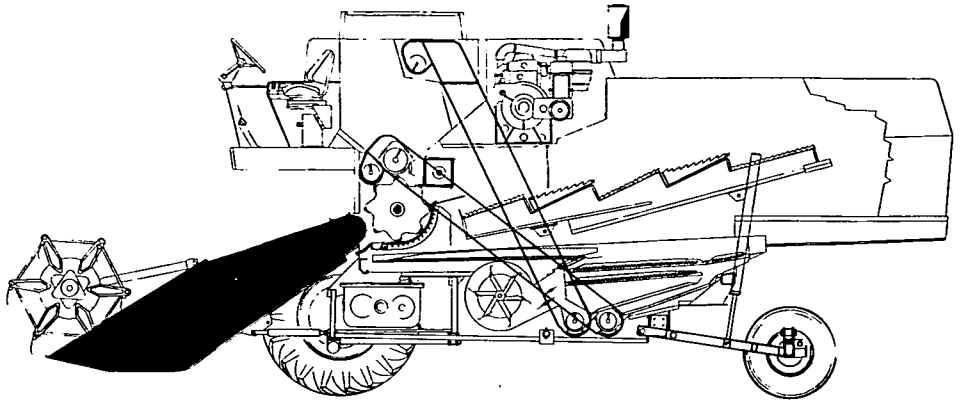
DIVISION OF SPERRY RAND BELGIUM N.V.
B-8210 ZEDELGEM - BELGIE
Tel. 050/20 00 20
Telegr. NEWHOLZED
Telex 81127 & 81377



1976 by DIVISION OF SPERRY RAND BELGIUM NAAMLOZE VENNOOTSCHAP
ZEDELGEM - BELGIUM

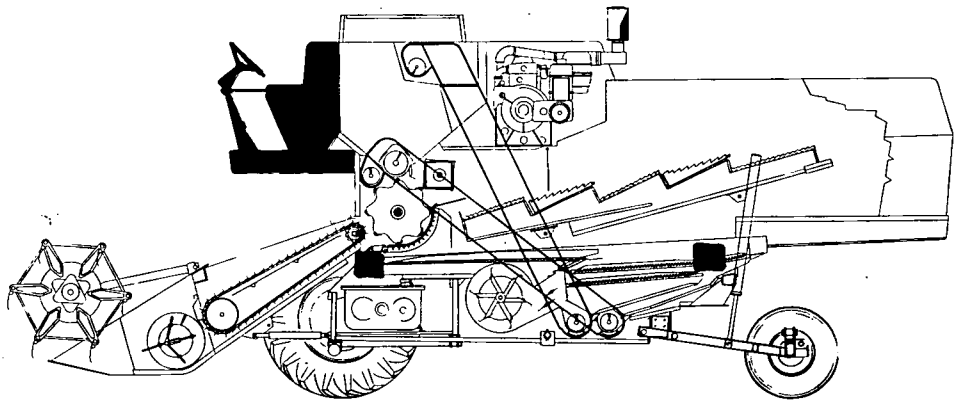
PAGE
SEITE
BLZ.
PAGINA

2 ▶ 19
B1 ▶ B18



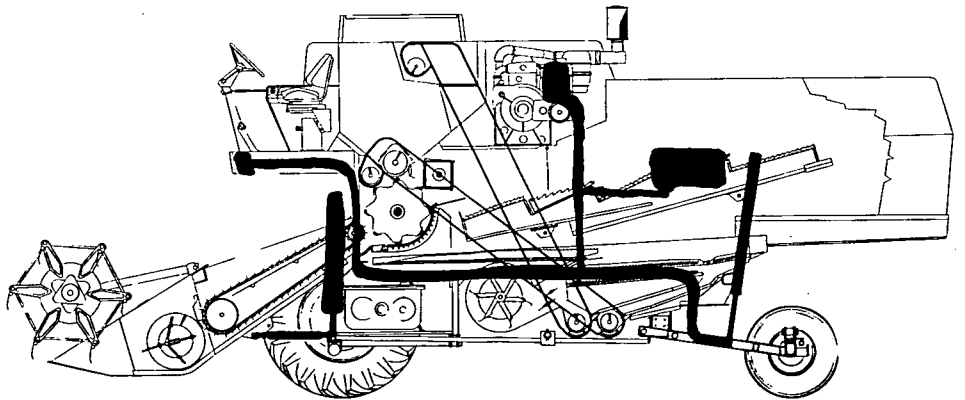
PAGE
SEITE
BLZ.
PAGINA

20 ▶ 39
B19 ▶ C12



PAGE
SEITE
BLZ.
PAGINA

40 ▶ 67
C13 ▶ D16

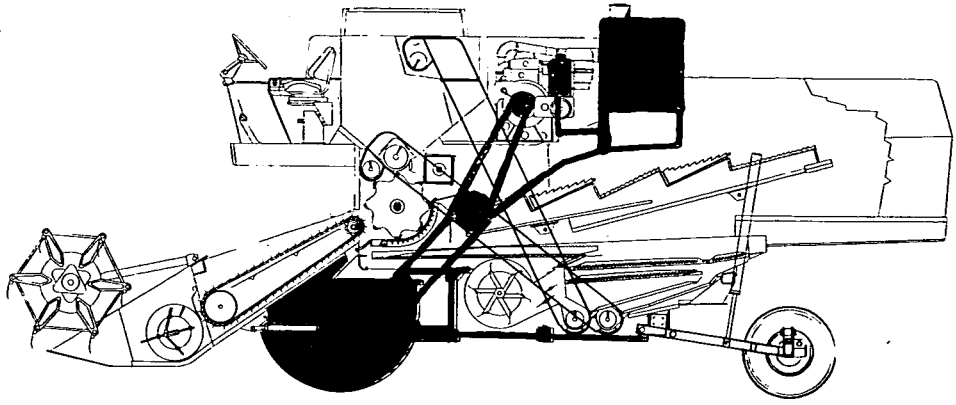


CATALOGUE MODEL I540 AL.

PAGE	FIG.	ORDER REF.
9	I8	360637 read 380637
33	4	339488 read 359498
8I	5I	426I28 read 426I68
99	64	4II245 read 4II254
I2I	IO	355702 read 355722
I29	I5	375643 read 375645

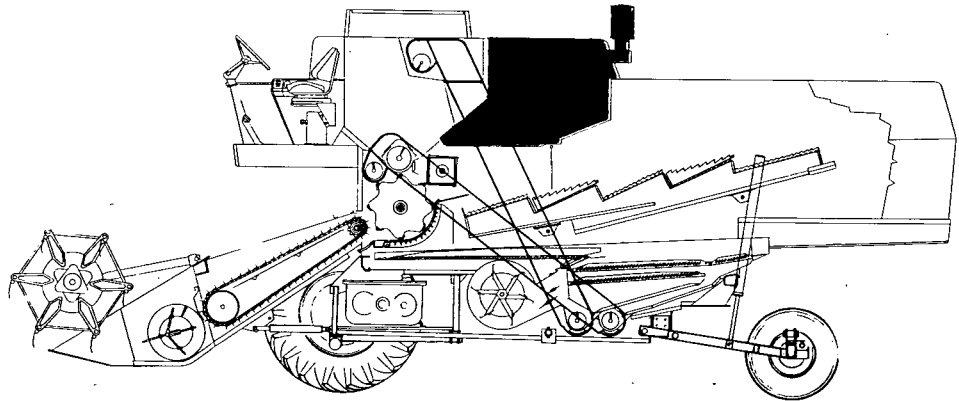
PAGE
SEITE
BLZ.
PAGINA

68 ► 109
D17 ► F9



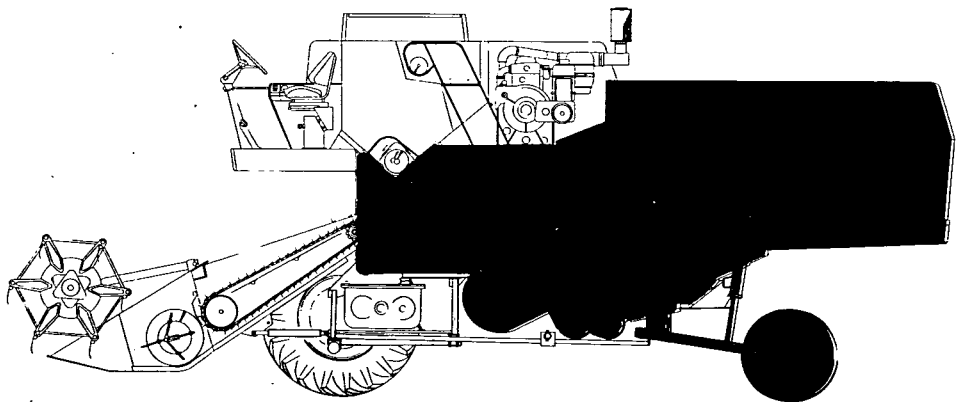
PAGE
SEITE
BLZ.
PAGINA

110 ► 139
F12 ► G16



PAGE
SEITE
BLZ.
PAGINA

140 ► 161
G18 ► H14



VERY IMPORTANT INSTRUCTIONS FOR ORDERING PARTS TO YOUR

SPERRY  NEW HOLLAND DEALER

TO PREVENT DELAY : Always mention the following data in your orders.

- 1. Type and serial number of the machine :** CAN BE FOUND ON THE RIGHT-HAND SIDE OF THE OPERATOR'S PLATFORM
- 2. Type and serial number of the engine**
- 3. Part number and quantity of the required parts**
- 4. Way of dispatch and your correct address**

IMPORTANT INDICATIONS FOR USING THIS PARTS CATALOGUE

- 1. Left-hand**
 - 2. Right-hand**
 - 3. Sometimes there are letters between brackets in the column N.B. They refer also to a footnote.**
- N.B. ACCORDING TO THE DIRECTION OF TRAVEL OF THE MACHINE**

FIRST FILL IN THE DATA OF YOUR MACHINE

- | | |
|------------------------------------|---|
| 1. Type of machine : | 5. Serialnumber : |
| 2. Type of engine : | 6. Serialnumber : |
| 3. Header width : | 7. Date of putting in to operation : |
| 4. Ignition key Nr. : | 8. Tire-size – Front : |
| | Rear : |

Additional equipments on your machine :

.....

USE ONLY SPERRY  NEW HOLLAND GENUINE PARTS

CONTENTS

	Page
Header	3 - B 2
Reel vari-drive	5 - B 5
P.T.O. shaft	9 - B 8
Electric reel variable control	11 - B10
Straw elevator casing	13 - B12
Header cable control	15 - B14
Straw elevator driving	17 - B16
Specific parts for operator's platform	21 - B20
Electric equipment	23 - B22
Pedals & circuit for hydraulic brakes	31 - C 4
Circuit for hydraulic brakes	33 - C 6
Handbrake on drive shaft	35 - C 8
Gear shift lever and rods	39 - C12
Hydr. equipment for "hill side" (front)	41 - C14
Hydr. equipment for "hill side" (rear)	45 - C18
Hydr. equipment for "hill side" (rear)	49 - C22
Specific parts - hydraulic "hill side"	55 - D 2
Safety system for header	57 - D 5
Electromagnetic valve	59 - D 8
Pressure relief valve	
Cylinder rear	61 - D10
Hydraulic pump (single)	63 - D12
Hydraulic pump (double)	65 - D14
Reservoir & filter	67 - D16
Traction wheel suspension	69 - D18
Gearbox	73 - D22
Final drive, P.T.O. and brakes	79 - E 2
Final drive	83 - E 6
Driving wheels	85 - E 8
Hydrostatic drive	87 - E11
Control housing & throttle group	91 - E14
Oil cooler & dust screen	95 - E19
Lines - filter & reservoir	97 - E23
Hydrostatic motor	101 - F 3
Hydrostatic pump	105 - F 7
Accessories for Deutz engine F6L 912	111 - F13
Air filter Deutz F6L 912	117 - F18
Throttle control Deutz F6L 912	119 - F21
Accessories for Ford engine 2704 ET	121 - F24
Air filter Ford 2704 ET	129 - G 6
Throttle control Ford 2704 ET	131 - G 9
Rotary screen	135 - G12
Fuel tank	139 - G16
Fan casing and vari-drive	141 - G19
Frame & attaching parts (front)	147 - G25
Frame attaching parts & hood	151 - H 3
Steering carriage	153 - H 6
Steering carriage & wheels	157 - H10
Protection for tailings and grain elevator	161 - H14
Index	162 - L 1

INSTRUCTION IMPORTANTE POUR LA COMMANDE DE PIÈCES DE RECHANGE AUPRES
DE VOTRE AGENT **SPERRY**  **NEW HOLLAND**

POUR EVITER TOUTE PERTE DE TEMPS : Mentionnez les points suivants dans vos commandes

1. Type et numéro de la machine : SE TROUVENT SUR LE COTE DROIT DE LA
PLATE-FORM DE DIRECTION
2. Type et numéro du moteur
3. Numéros et quantité des pièces désirées
4. Mode d'envoi et adresse exacte

INDICATIONS IMPORTANTES POUR L'UTILISATION DE CE CATALOGUE

1. Left-hand = Côté gauche
 2. Right-hand = Côté droit
 3. Dans la colonne N.B. il y a parfois des lettres entre parenthèses, qui se réfèrent également à la note explicative au bas de la page.
- N.B. D'APRES LES SENS DE LA MARCHE DE LA MACHINE

COMPLETEZ D'ABORD LES DONNEES DE VOTRE MACHINE

- | | |
|--------------------------------|--------------------------------------|
| 1. Type de la machine : | 5. Numéro de la machine : |
| 2. Type du moteur : | 6. Numéro du moteur : |
| 3. Largeur tablier : | 7. Date de la mise en marche : |
| 4. Clef de contact nr. : | 8. Dimensions des pneus : |
| | Avant : |
| | Arrière : |
9. Equipements spéciaux sur votre machine :
-

UTILISEZ UNIQUEMENT DES PIÈCES D'ORIGINE **SPERRY**  **NEW HOLLAND**

TABLE DE MATIERES

	Page
Tablier	3 - B 2
Variateur de rabatteur	5 - B 5
Arbre à cardan	9 - B 8
Commande électrique du variateur de rabatteur	11 - B10
Élévateur de paille enveloppe	13 - B12
Commande de câble pour tablier de coupe	15 - B14
Commande de l'élévateur - convoyeur	17 - B16
Pièces spécifique pour plate-forme de conduite	21 - B20
Équipement électrique	23 - B22
Pédales et circuit de frein hydraulique	31 - C 4
Circuit du frein hydraulique	33 - C 6
Frein sur l'arbre de commande	35 - C 8
Changement de vitesse et tringlerie	39 - C12
Équipement hydr. pour système de mise à niveau automatique (côté avant)	41 - C14
Équipement hydr. pour système de mise à niveau automatique (côté arrière)	45 - C18
Équipement hydraulique - M.B. type coteau (côté arrière)	49 - C22
Pièces spécifiques - hydraulique - M.B. type coteau	55 - D 2
Système de sécurité pour tablier de coupe	57 - D 5
Valve électromagnétique	59 - D 8
Limiteur de pression	
Vérin hydraulique arrière	61 - D10
Pompe hydraulique (single)	63 - D12
Pompe hydraulique (double)	65 - D14
Réservoir & filtre	67 - D16
Suspension pour les roues motrices	69 - D18
Boîte de vitesse	73 - D22
Réduction final, prise de force et freins	79 - E 2
Réduction final	83 - E 6
Roues de traction	85 - E 8
Entraînement hydrostatique	87 - E11
Tableau de contrôle & commande	91 - E14
Réfrigérant d'huile & pare-poussière	95 - E19
Tuyauterie - filtre & réservoir	97 - E23
Moteur hydrostatique	101 - F 3
Pompe hydrostatique	105 - F 7
Accessoires pour moteur Deutz F6L 912	111 - F13
Filtre à air Deutz F6L 912	117 - F18
Manette de commande des gaz moteur Deutz F6L 912	119 - F21
Accessoires pour moteur Ford 2704 ET	121 - F24
Filtre à air Ford 2704 ET	129 - G 6
Manette de commande des gaz moteur Ford 2704 ET	131 - G 9
Tamis tournant	135 - G12
Réservoir de combustible	139 - G16
Enveloppe du ventilateur et variateur	141 - G19
Cadre et fixations (avant)	147 - G25
Fixation du cadre & hotte	151 - H 3
Essieu de direction	153 - H 6
Essieu de direction & roues	157 - H10
Protection pour élévateur à grain et élévateur à otos	161 - H14
Index	162 L 1

WICHTIGE ANWEISUNGEN ZUM BESTELLEN DER ERSATZTEILE BEI IHREN



UM ZEITVERLUST ZU VERMEIDEN : Beachten Sie bitte folgende Hinweisung wenn Sie eine Bestellung machen.

1. Typ und Nummer der Maschine : **BEFINDEN SICH AUF DER RECHTEN SEITE DES FAHRERSTANDES.**
2. Typ und Nummer des Motors
3. Nummer und Stückzahl der gewünschten Ersatzteile
4. Die Versandart und Ihrer richtige Anschrift

WICHTIGE ANWEISUNGEN BEIM GEBRAUCH DIESER ERSATZTEILLISTE

1. **Left-hand** = Linke Seite
 2. **Right-hand** = Rechte Seite
 3. In der Spalte N.B. stehen manchmal Buchstaben zwischen Klammern ; diese verweisen auf eine Fussnote
- N.B. DER FAHRRICHTUNG DER MASCHINE ENTSPRECHEND

TRAGEN SIE BITTE ERST DIE DATEN IHRER MASCHINE IN

- | | |
|------------------------------|--|
| 1. Typ der Maschine : | 5. Nummer der Maschine : |
| 2. Motortyp : | 6. Motornummer : |
| 3. Schnittbreite : | 7. Datum der Inbetriebstellung : |
| 4. Zündschlüssel Nr. : | 8. Reifenmass : Vorn : |
| | Hinten : |

9. Sonderausrüstungen auf Ihrer Maschine :
.....

GEBRAUCHEN SIE NUR ORIGINAL SPERRY NEW HOLLAND ERSATZTEILE

INHALT

	Seite
Plattformwanne	3 - B 2
Haspelvariator	5 - B 5
Gelenkwelle	9 - B 8
Elektrische Bedienung Haspelvariator	11 - B10
Strohförder	13 - B12
Kabelbedienung für Schneidwerk	15 - B14
Strohfördererantrieb	17 - B16
Spezifische Stück für Fahrerplattform	21 - B20
Elektrische Ausrüstung	23 - B22
Pedale und Kreislauf für hydraulik Bremsen	31 - C 4
Kreislauf für hydraulik Bremsen	33 - C 6
Handbremse auf Antriebswelle	35 - C 8
Gangschalthebel und Gestänge	39 - C12
Hydraulische Ausrüstung für automatische Nivellierung (Vorderseite)	41 - C14
Hydraulische Ausrüstung für automatische Nivellierung (Hinterseite)	45 - C18
Hydraulikanlage - Handmähdrescher (Hinterseite)	49 - C22
Spezifische Teile - Hydraulik - Handmähdrescher	55 - D 2
Sicherheitssystem für Schneidwerk	57 - D 5
Elektromagnetisches Ventil	59 - D 8
Druckbegrenzungs Ventil	
Hydrozylinder hinten	61 - D10
Hydraulikpumpe (single)	63 - D12
Hydraulikpumpe (double)	65 - D14
Olbehälter & Filter	67 - D16
Aufhängung für Antriebsräder	69 - D18
Schaltgetriebe	73 - D22
Endvorgelege, Gelenkwelle und Bremsen	79 - E 2
Endvorgelege	83 - E 6
Antriebsräder	85 - E 8
Hydrostatischer Antrieb	87 - E11
Gehäuse & Steuerung	91 - E14
Ölkuhler & Staubhaube	95 - E19
Leitungen - Filter & Behälter	97 - E23
Hydrostatik Motor	101 - F 3
Hydrostatik Pumpe	105 - F 7
Zubehör für Deutz Motor F6L 912	111 - F13
Luftfilter Deutz F6L 912	117 - F18
Gashandhebel für Motor Deutz F6L 912	119 - F21
Zubehör für Ford Motor 2704 ET	121 - F24
Luftfilter Ford 2704 ET	129 - G 6
Gashandhebel Ford 2704 ET	131 - G 9
Drehbarer Staubschirm	135 - G12
Kraftstofftank	139 - G16
Gebälseverkleidung und Variator	141 - G19
Rahmen und zubehör (Vorn)	147 - G25
Zubehör für Rahmen & Haube	151 - H 3
Fahrgestell	153 - H 6
Fahrgestell & Lenkräder	157 - H10
Schutzblech für Körner - und Überkehrelevator	161 - H14
Index	162 - L 1

ISTRUZIONI IMPORTANTI NEGLI ORDINI PER PEZZI DI RICAMBIO AL CONCESSIONARIO



Negli ordini per pezzi di ricambio citare sempre il dati indicati qui sotto :

1. Tipo e numero di serie della macchina : SI TRAVANO SUL LATO DESTRO DELLA PIATTAFORMA DI GUIDA
2. Tipo e numero di serie del motore
3. Numero e quantità di pezzi di ricambio desiderati
4. Modo di spedire e il suo indirizzo

INDICAZIONI IMPORTANTI ALL'USO DI QUESTO CATALOGO DI PEZZI DI RICAMBIO

1. Left-hand = lato sinistro
 2. Right-hand = lato destro
 3. Nella colonna N.B. qualche volta si trovano caratteri tra parentesi; questi caratteri indicano una nota esplicativa.
- N.B. SECONDO IL SENSO DI MARCIA AVANTI DELLA MACCHINA

TRASCRIVETE QUI LE CARATTERISTICHE DELLA SUA MACCHINA

- | | |
|--|---|
| 1. Tipo della macchina : | 5. Numero di serie della macchina : |
| 2. Tipo del motore : | 6. Numero di serie del motore : |
| 3. Larghezza della piattaforma di taglio : | 7. Data di messa in funzione : |
| 4. Numero della chiave d'accensione : | 8. Pneumatici : anteriori |
| | posteriori |

Attrezzature speciali montate sulla macchina :

.....

USAR SOLAMENTE DEI BULLONI DI SICUREZZA ORIGINALI

INDICE

	Pagina
Piattaforma di taglio	3 - B 2
Variatore dell'aspo	5 - B 5
Arbero di trasmissione	9 - B 8
Comando elettrico del variatore dell'aspo	11 - B10
Elevatore paglia	13 - B12
Comando di cavo per piattaforma di taglio	15 - B14
Comando dell'elevatore paglia	17 - B16
Pezzi specifici per il posto di guida	21 - B20
Impianto elettrico	23 - B22
Pedali e circuito per freni idraulici	31 - C 4
Circuito per freni idraulici	33 - C 6
Freno a mano sull'albero di comando	35 - C 8
Leva cambio velocita e biellismo	39 - C12
Impianto idraulico (lato anteriore)	41 - C14
Impianto idraulico (lato di destro)	45 - C18
Impianto idraulico (lato di destro)	49 - C22
Pezzi specifici - impianto idraulico	55 - D 2
Sistema de seguridad para tablero de corte	57 - D 5
Valvola electromagnetica	59 - D 8
Valvola di sopra pressione	
Martinetto idraulico di dietro	61 - D10
Pompa idraulico (single)	63 - D12
Pompa idraulico (double)	65 - D14
Serbatoio olio	67 - D16
Sospensione per ruote motrici	69 - D18
Scatola cambio velocita	73 - D22
Trasmissione finale, presa di forza e freni	79 - E 2
Trasmissione finale	83 - E 6
Ruote di trazione	85 - E 8
Trasmissione idrostatica	87 - E11
Cruscotto e comando	91 - E14
Radiatore dell'olio e captatore del polverino	95 - E19
Tubazioni - Filtro e serbatoio d'olio	97 - E23
Motore idrostatico	101 - F 3
Pompa idrostatica	105 - F 7
Accessori per motore Deutz F6L 912	111 - F13
Filtro a aria Deutz F6L 912	117 - F18
Manopola comando acceleratore Deutz F6L 912	119 - F21
Accessori per motore Ford 2704 ET	121 - F24
Filtro a aria Ford 2704 ET	129 - G 6
Acceleratore a mano Ford 2704 ET	131 - G 9
Pulitore rotante	135 - G12
Serbatoio del carburante	139 - G16
Scatola del ventilatore e variatore	141 - G19
Telaio e pezzi del telaio (devanti)	147 - G25
Pezzi del telaio e cappa	151 - H 3
Asse posteriore	153 - H 6
Asse posteriore e route	157 - H10
Protezione per gli elevatori della granella e del recupero	161 - H14
Index	162 - L 1

ZEER BELANGRIJKE INSTRUCTIES VOOR HET BESTELLEN VAN ONDERDELEN

BIJ UW **SPERRY**  **NEW HOLLAND** AGENT

OM TIJDVERLIES TE VERMIJDEN : Doet Uw bestellingen met opgave van onderstaande gegevens.

1. Type en nummer van de machine : **BEVINDEN ZICH OP DE RECHTERZIJDE VAN HET STUURPLATFORM**
2. Type en nummer van de motor.
3. Nummer en aantal van de gewenste stukken.
4. De verzendingswijze met Uw juist adres.

BELANGRIJKE AANWIJZINGEN BIJ GEBRUIK VAN DIT ONDERDELENBOEK.

1. Left-hand = Linker zijde
 2. Right-hand = Rechter zijde
 3. In de kolom N.B. staan soms letters tussen haakjes ; deze verwijzen eveneens naar een voetnoot.
- N.B. VOLGENS DE RIJRICHTING VAN DE MACHINE

VUL NU EERST DE GEGEVENS VAN UW MACHINE IN

- | | |
|-------------------------------|------------------------------------|
| 1. Machinetype : | 5. Machinenummer : |
| 2. Motortype : | 6. Motornummer : |
| 3. Maaibordbreedte : | 7. Datum inbedrijfstelling : |
| 4. Kontaktsleutel Nr. : | 8. Bandenmaat : Vóór : |
| | Achter : |

Bijkomende uitrustingen op Uw machine gemonteerd :

.....

GEBRUIK ENKEL ORIGINELE

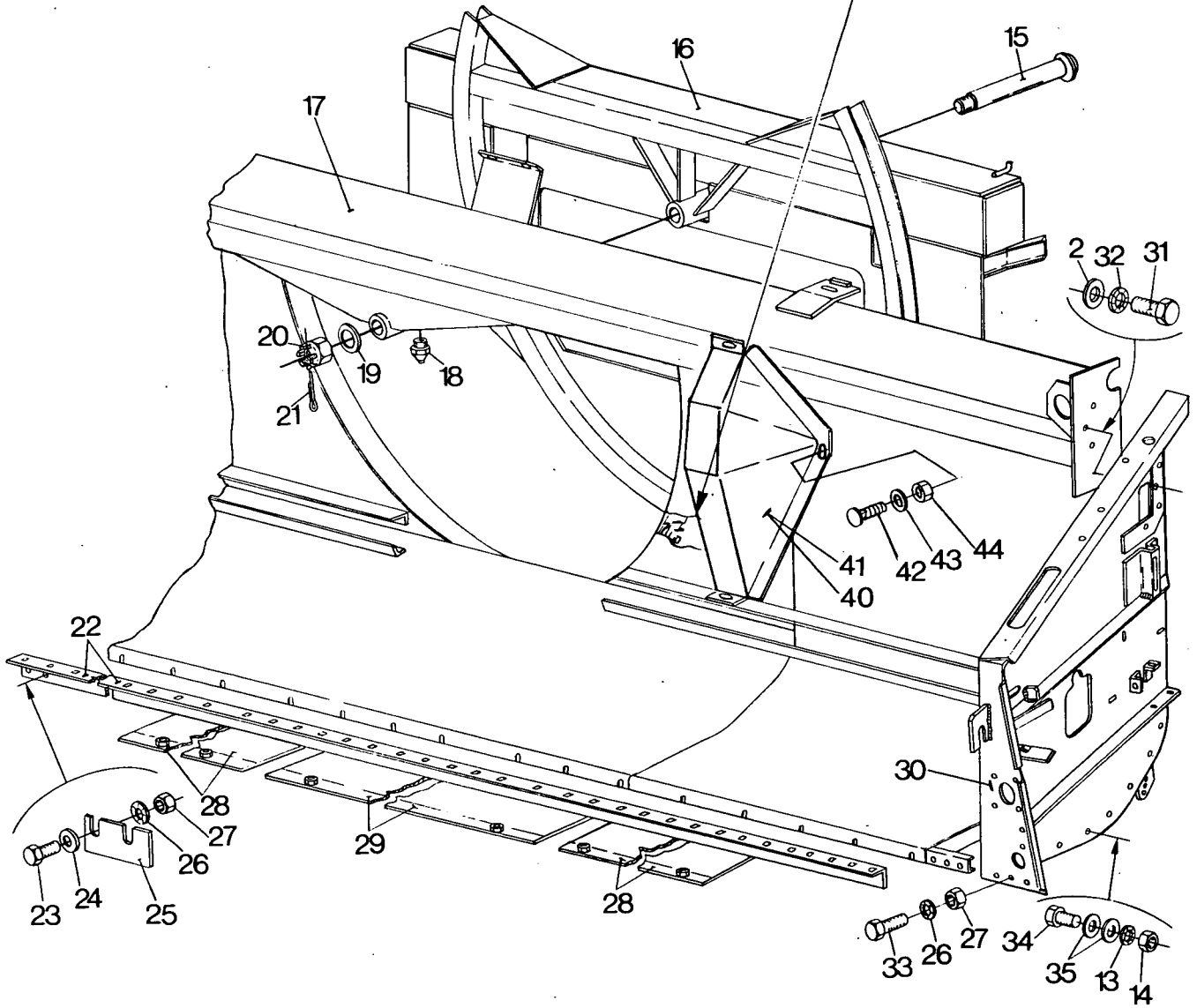
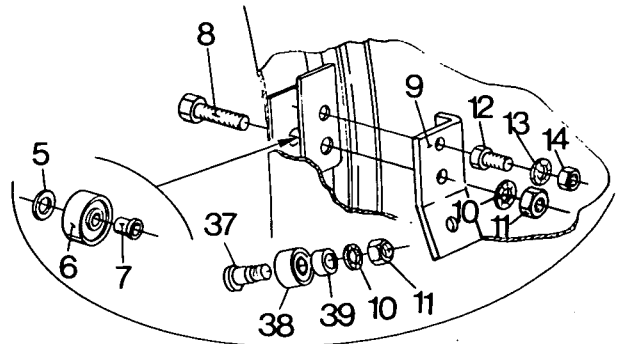
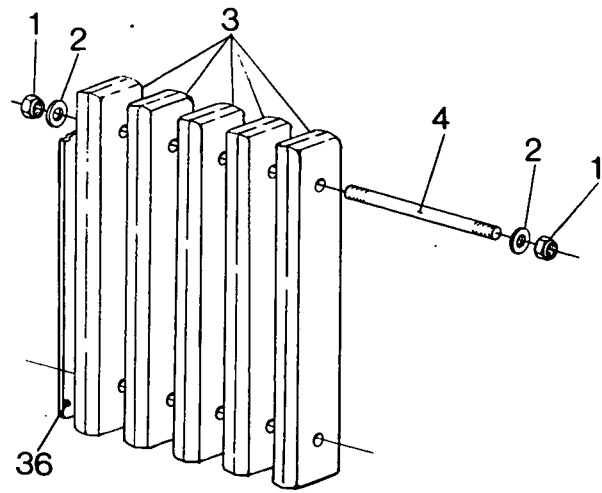
SPERRY  **NEW HOLLAND**

ONDERDELEN

INHOUD

	Blz.
Maaibord	3 - B 2
Haspelvariator	5 - B 5
Cardanas	9 - B 8
Elektrische bediening haspelvariator	11 - B10
Stroëlevator	13 - B12
Kabelbediening voor maaibord	15 - B14
Stroëlevator aandrijving	17 - B16
Specifieke delen voor stuurplatform	21 - B20
Elektrische uitrusting	23 - B22
Pedalen en circuit voor hydraulische rem	31 - C 4
Circuit voor hydraulische remmen	33 - C 6
Handrem voor aandrijf-as	35 - C 8
Gangwisselhefboom en stangenstelsel	39 - C12
Hydr. uitrusting voor automatische niveleersysteem (vooraan)	41 - C14
Hydr. uitrusting voor automatische niveleersysteem (achteraan)	45 - C18
Hydraulische uitrusting "Hillside" (achteraan)	49 - C22
Specifieke hydraulische delen "Hillside"	55 - D 2
Veiligheidssysteem voor maaibord	57 - D 5
Electromagnetische klep	59 - D 8
Overdrukklep	
Hydraulische cilinder achteraan	61 - D10
Hydraulische pomp (single)	63 - D12
Hydraulische pomp (double)	65 - D14
Olietank & filter	67 - D16
Ophanging voor traktiewielen	69 - D18
Versnellingsbak	73 - D22
Eindreductie kardanas en remmen	79 - E 2
Eindreductie	83 - E 6
Aandrijfwielen	85 - E 8
Hydrostatische aandrijving	87 - E11
Kontrole paneel & bediening	91 - E14
Oliekoeler & stofkap	95 - E19
Leidingen - filter & oliehouder	97 - E23
Hydrostatiek motor	101 - F 3
Hydrostatische pomp	105 - F 7
Toebehoren voor Deutz motor F6L 912	111 - F13
Luchtfilter Deutz F6L 912	117 - F18
Gashandgreep Deutz F6L 912	119 - F21
Toebehoren voor Ford motor 2704 ET	121 - F24
Luchtfilter Ford 2704 ET	129 - G 6
Gashandgreep Ford 2704 ET	131 - G 9
Draaiende stofkap	135 - G12
Brandstoftank	139 - G16
Windmolenkast en variator	141 - G19
Raam & raamdelen (vooraan)	147 - G25
Raamdelen en strokap	151 - H 3
Stuurbrug	153 - H 6
Stuurbrug & stuurwielen	157 - H10
Beschermplaat voor graan- en terugvoerelevator	161 - H14
Index	162 - L 1

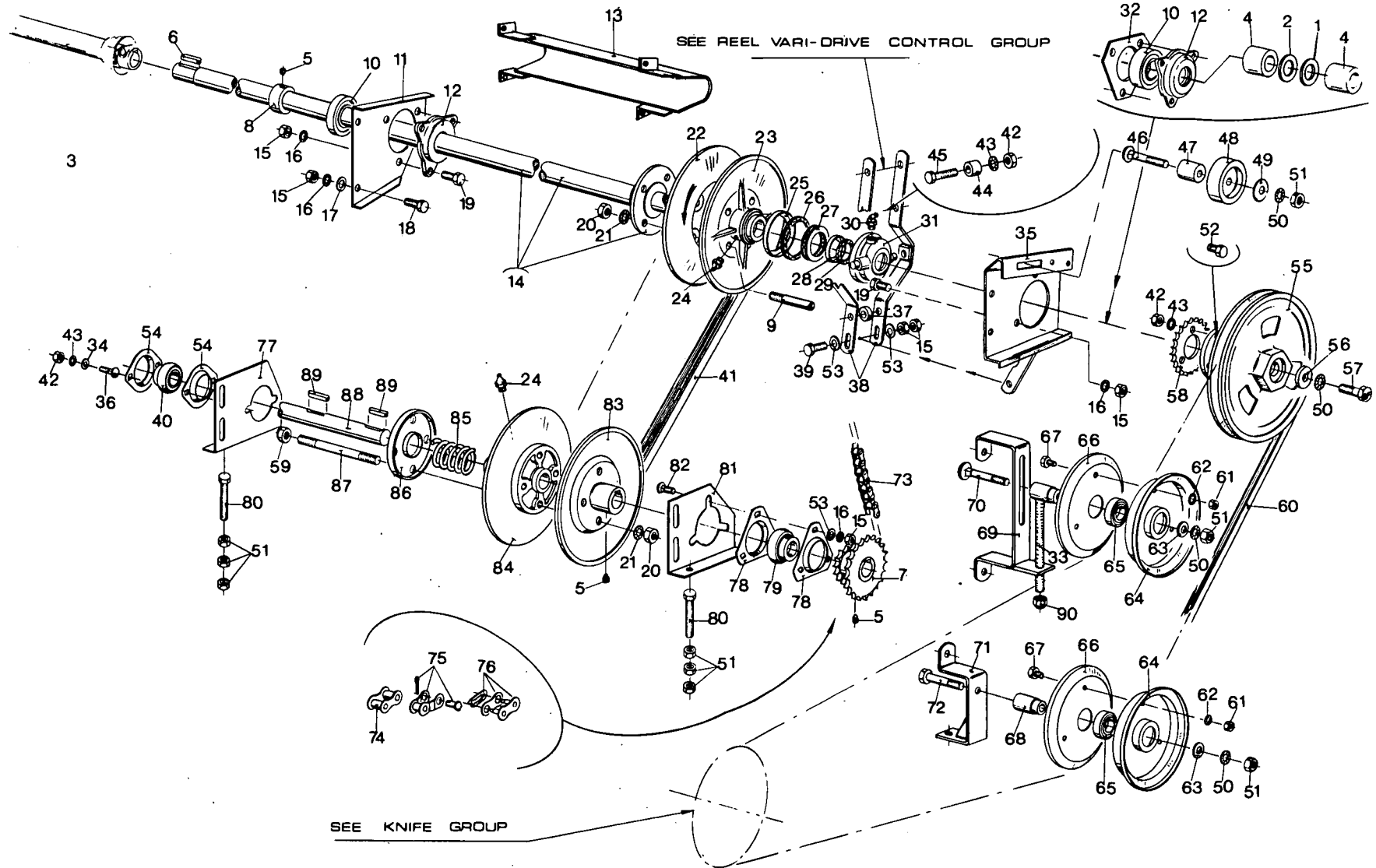
NOTE



HEADER
 TABLIER
 PLATTFORMWANNE
 PIATTAFORMA DI TAGLIO
 MAAIBORD

Fig.	Order Ref.	Qty.	Code	Description	N.B.
1	100039	4		Hex. lock nut	
2	378246	14		Plain washer	
3	336604	6		Counter weight	
4	419173	1		Rod	
5	378245	9		Plain washer	
6	397200	4		Bearing rol	
7	397381	4		Bearing sleeve	
8	120083	3		Hex. cap screw	
9	419175	3		Safety plate	
10	140046	13		Tooth lockwasher	
11	337475	9		Hex. nut	
12	120105	4		Hex. cap screw	
13	322358	16		Tooth lockwasher	
14	100015	16		Hex. nut	
15	397431	1		Pivot pin	
16	397435	1		Hinge piece	
17	397350	1	101	Header	15 ft.
	426691	1	51	Header	15 ft.
18	321204	1		Grease fitting	
19	327802	1		Washer	
20	390822	1		Castellated nut	
21	130016	1		Cotter pin	
22	338609	1		Cotter bar	15 ft.
23	120201	4		Hex. cap screw	
24	378244	40		Plain washer	
25	362977	1		Shim	
26	140045	56		Tooth lockwasher	
27	100016	40		Hex. nut	
28	381048	2		Protection plate	
29	379890	1		Protection plate	
30	397378	1	101	Side plate	Left-hand
	426671	1	51	Side plate	Left-hand
	397377	1	101	Side plate	Right-hand
	426670	1	51	Side plate	Right-hand
31	120089	4		Hex. cap screw	
32	140048	4		Tooth lockwasher	
33	120110	5		Hex. cap screw	
34	120161	12		Hex. cap screw	
35	378243	26		Plain washer	
36	419174	4		Counter weight	
37	419177	3		Pivot pin	
38	419111	3		Bearing rol	
39	419176	3		Bushing	
40	426398	1		Cap	Right-hand
41	426399	1		Cap	Left-hand
42	300580	8		Machine screw	
43	140040	8		Washer	
44	353308	8		Hex. lock nut	

Code 101 : 4801001 - 4802999
 51 : 4803001 -

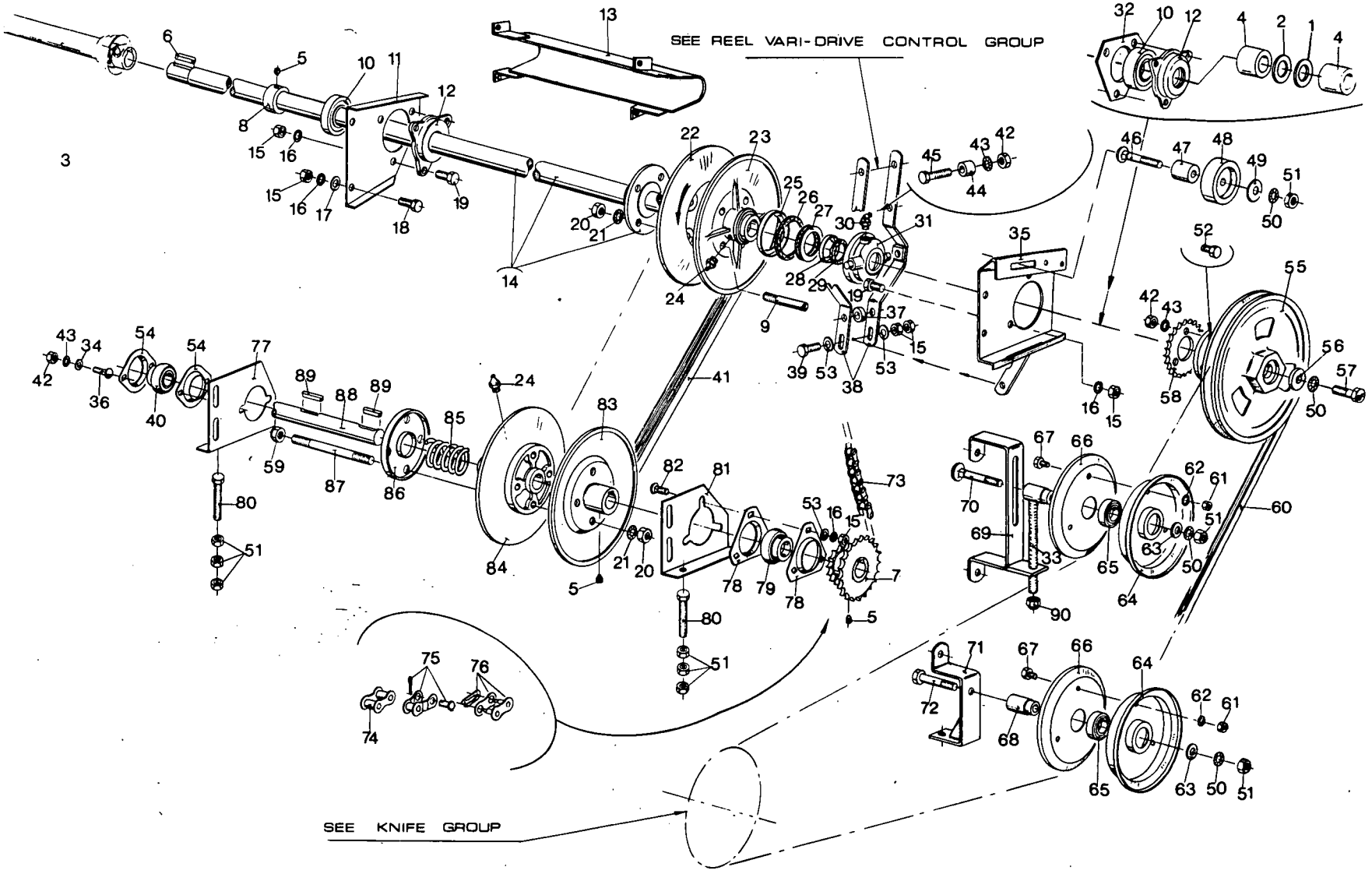


4

REEL VARI-DRIVE
 VARIATEUR DE RABATTEUR
 HASPELVARIATOR
 VARIATORE DELL'ASPO
 HASPELVARIATOR

Fig.	Order Ref.	Qty.	Code	Description	N.B.
1	140189	AR		Washer	Breakdown page 9
2	140119	AR		Washer	
3	399798	1		P.T.O. shaft compl.	
4	385191	2		Roll pin	
5	110003	3		Set screw	
6	170013	2		Flat key	
7	378353	1		Sprocket assy.	
8	350496	1		Collar	
9	110055	4		Stud	
10	025953	2		Ball bearing	
11	350500	1		Bearing support	
12	350497	2		Bearing housing	
13	378983	1		Protection plate	
14	397389	1		Shaft w/flange	
15	100016	AR		Hex. nut	
16	140045	AR		Tooth lockwasher	
17	378244	8		Washer	
18	120110	10		Hex. cap screw	
19	120111	6		Hex. cap screw	
20	100020	8		Hex. nut	
21	140048	6		Tooth lockwasher	
22	350621	1		Variator disc	
23	385374	1		Variator disc	
24	321204	2		Grease fitting	
25	320399	1		Ring	
26	309088	1		Felt ring	
27	336472	1		Thrust ball bearing	
28	320397	1		Ring	
29	220010	2		Felt ring	
30	323787	1		Grease fitting	
31	380402	1		Bearing housing	
32	350501	1		Bearing flange	
33	372599	1		Adjusting rod	
34	140018	2		Washer	
35	385536	1		Bearing support	
36	308761	2		Carriage bolt	
37	334055	1		Distance ring	
38	334061	2		Variator arm	
39	120113	1		Hex. cap screw	
40	325103	1		Ball bearing	
41	334065	1		V-belt	
42	100015	AR		Hex. nut	
43	322358	AR		Tooth lockwasher	
44	334056	1		Distance ring	
45	120108	1		Hex. screw	
46	334070	1		Carriage bolt	
47	334069	1		Bushing	
48	334970	1		Idler	

SEE REEL VARI-DRIVE CONTROL GROUP



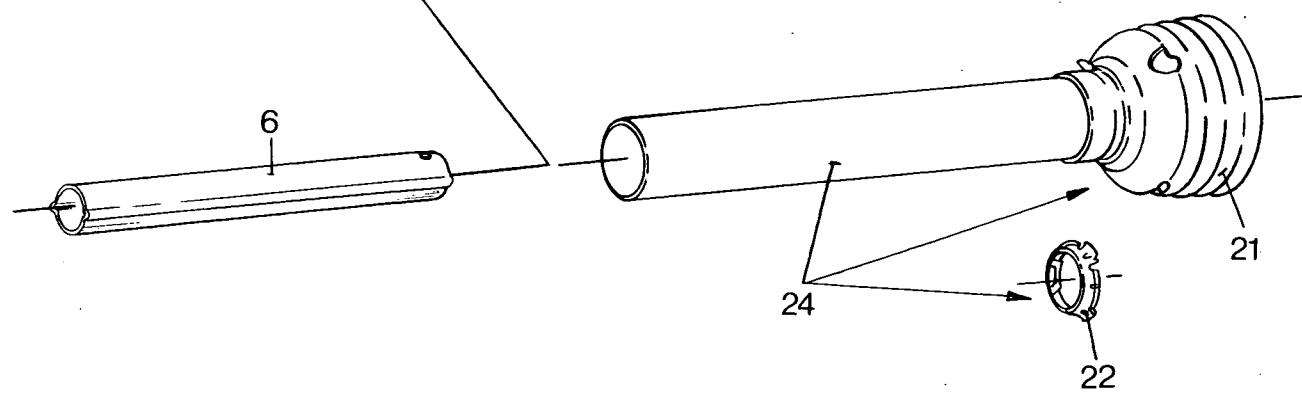
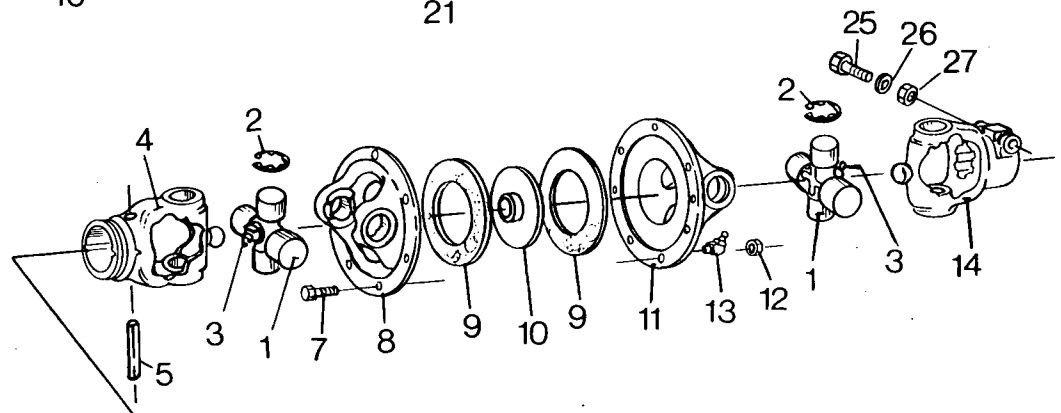
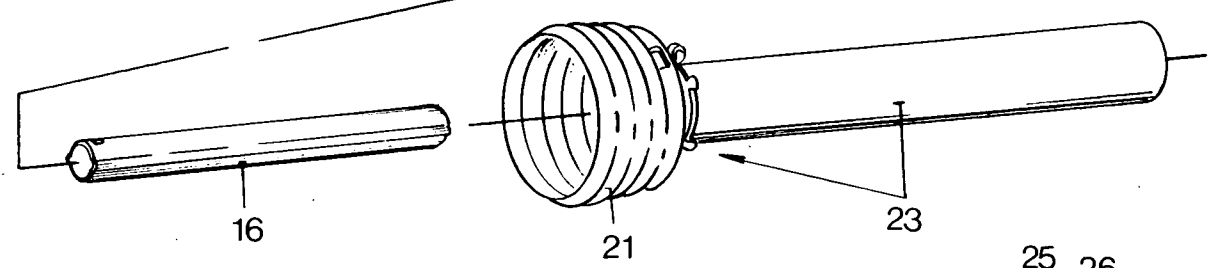
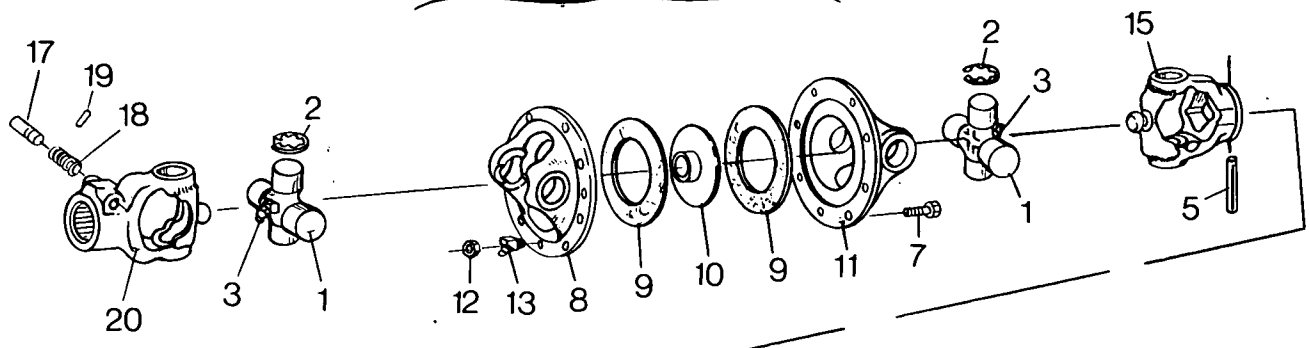
SEE KNIFE GROUP

9

REEL VARI-DRIVE
 VARIATEUR DE RABATTEUR
 HASPELVARIATOR
 VARIATORE DELL'ASPO
 HASPELVARIATOR

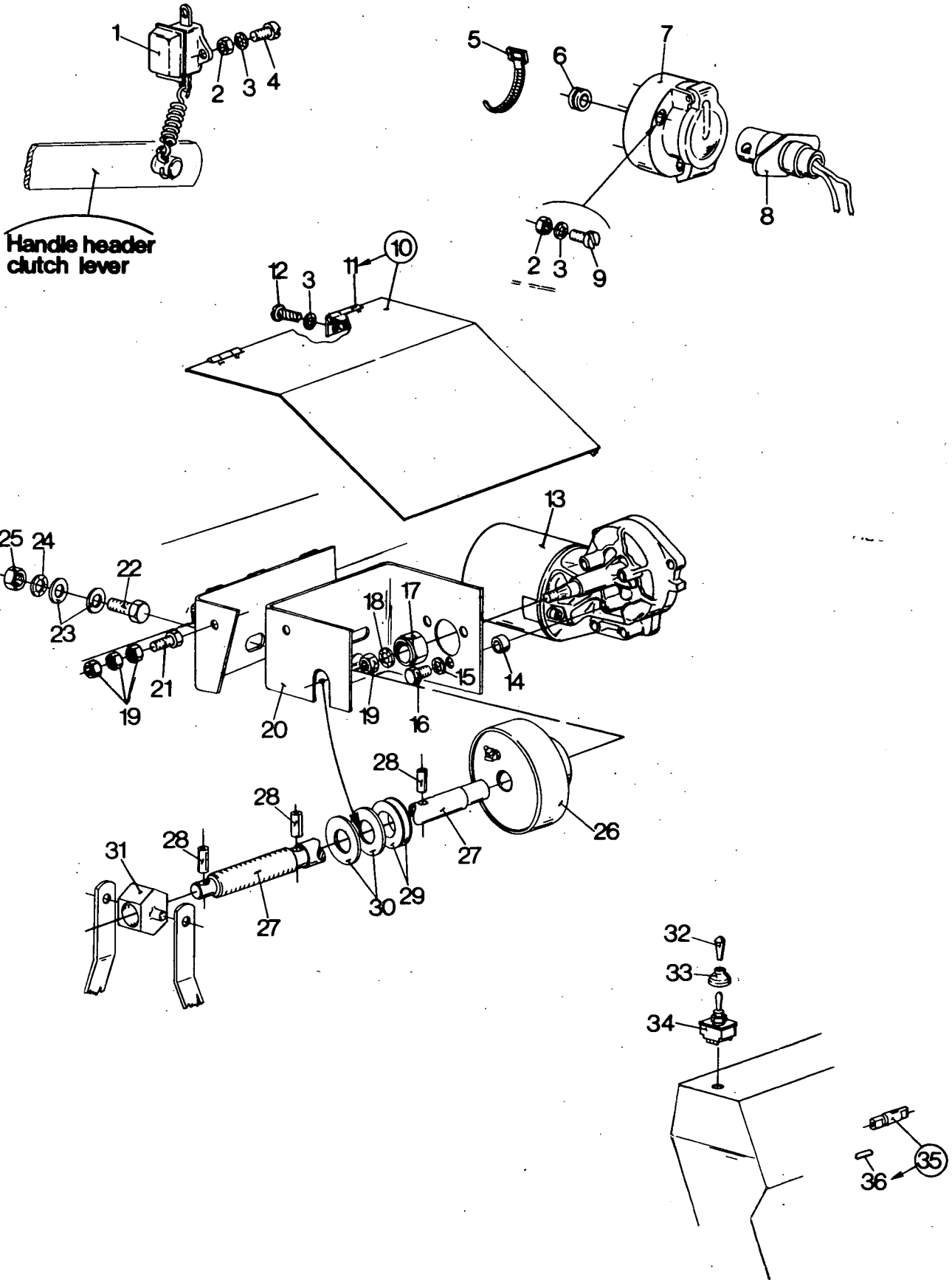
Fig.	Order Ref.	Qty.	Code	Description	N.B.
49	140087	1		Washer	
50	140046	4		Tooth lockwasher	
51	337475	13		Hex. nut	
52	120105	3		Hex. cap screw	
53	140017	AR		Washer	
54	056128	2		Bearing flange	
55	350510	1		Pulley	
56	140085	1		Washer	
57	300512	1		Hex. cap screw	
58	350504	1		Sprocket	
59	100039	4		Locking nut	
60	337415	1		V-belt	
61	100014	6		Hex. nut	
62	322357	6		Tooth lockwasher	
63	140086	2		Washer	
64	290122	2		Pulley half	
65	034439	2		Ball bearing	
66	290119	2		Pulley half	
67	120099	6		Hex. cap screw	
68	350505	1		Bushing	
69	372571	1		Guide	
70	334070	1		Carriage bolt	
71	372572	1		Guide	
72	120183	1		Hex. cap screw	
73	334075	1		Chain	
74	025805	130		Roller link	incl.fig.74,75,76
75	025816	1		Offset link	
76	025194	2		Coupler link	
77	350619	1		Bearing support	
78	043048	2		Bearing flange	
79	325106	1		Ball bearing	
80	120123	2		Hex. cap screw	
81	350620	1		Bearing support	
82	120245	3		Carriage bolt	
83	350623	1		Variator disc	
84	350624	1		Variator disc	
85	334054	1		Spring	
86	350618	1		Spring bracket	
87	350617	4		Stud	
88	334059	1		Shaft	
89	170007	2		Key	
90	100038	2		Hex. lock nut	

29



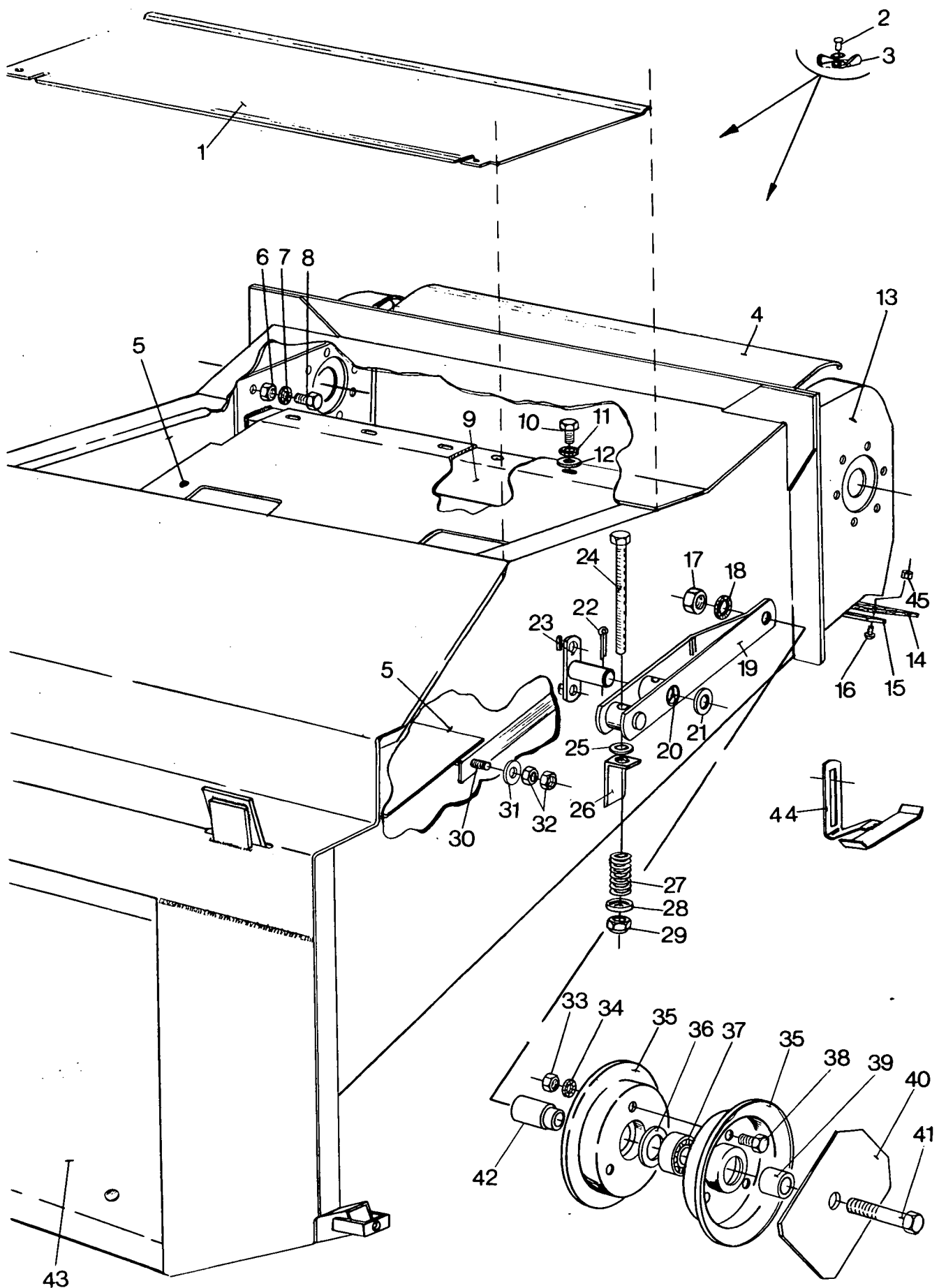
P.T.O. SHAFT
 ARBRE A CARDAN
 GELENKWELLE
 ARBERO DI TRASMISSIONE
 CARDANAS

Fig.	Order Ref.	Qty.	Code	Description	N.B.
1	418936	4		Journal bearing assy.	incl.fig.2,3
2	418937	16		Snap ring	
3	150024	6		Grease fitting	
4	418874	1		Fork	
5	130053	2		Roll pin	
6	161576	1		Inner tube	640 mm
7	120105	16		Hex. cap screw	
8	418941	2		Flange	
9	418939	2		Friction disc	
10	418940	2		Clutch disc	
11	418938	2		Flange	
12	100015	16		Hex. nut	
13	150024	2		Grease fitting	
14	418873	1		Fork	
15	418875	1		Fork	
16	418942	1		Outer tube	630 mm
17	380652	1		Pin	
18	360637	1		Spring ——— 380637	
19	130043	1		Pin	
20	418876	1		Fork compl.	incl.fig.17,18,19
21	418877	2		Protection cap	
22	418944	2		Bearing ring	
23	418946	1		Protection assy. outer	incl.fig.21,22
24	418945	1		Protection assy. inner	incl.fig.21,22
25	350460	1		Hex. cap screw	
26	140046	1		Tooth lockwasher	
27	337475	1		Hex. nut	
28	379650	1		Chain compl.	
29	399798	1		P.T.O. assy.	incl. all fig.



ELECTRIC REEL VARIABLE CONTROL
 COMMANDE ELECTRIQUE DU VARIATEUR DE RABATTEUR
 ELECTRISCHE BEDIENUNG HASPELVARIATOR
 COMANDO ELETTRICO DEL VARIATORE DELL'ASPO
 ELECTRISCHE BEDIENING HASPELVARIATOR

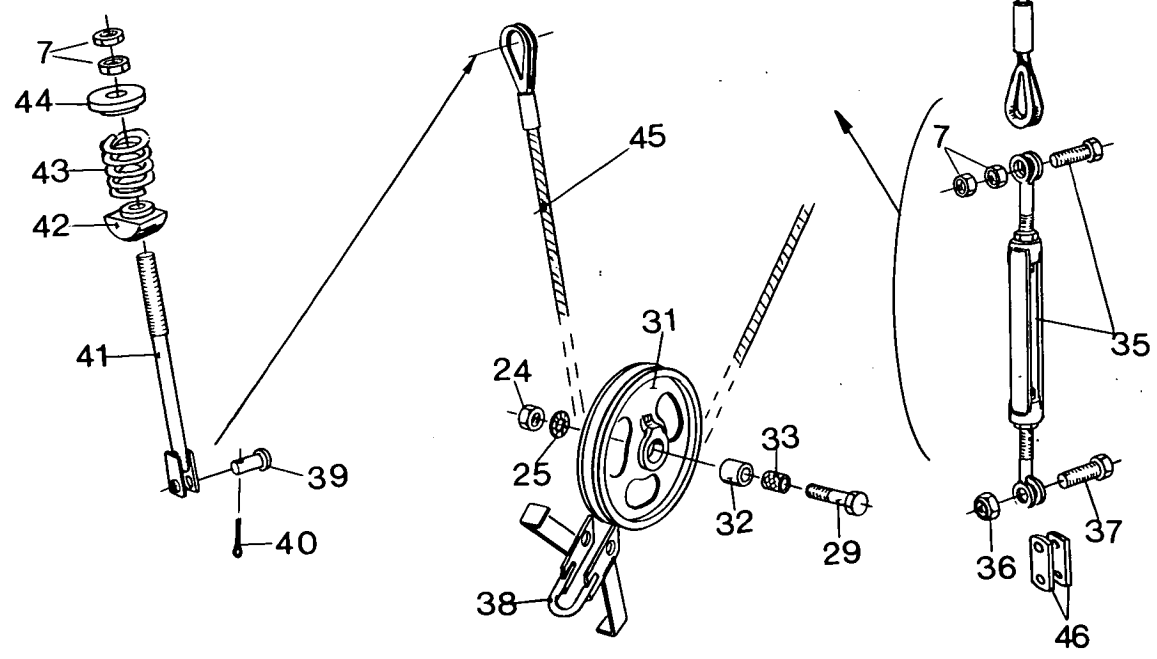
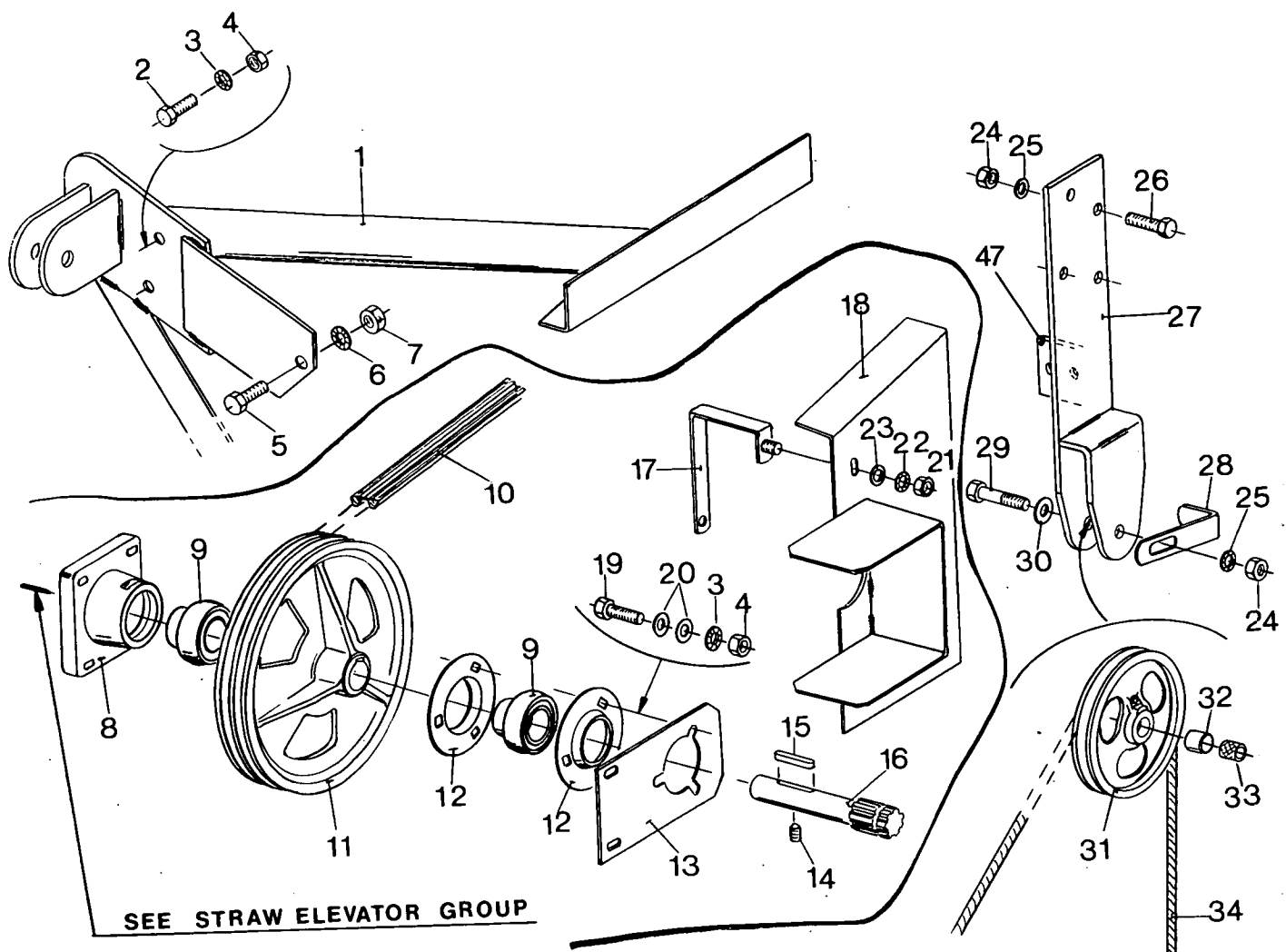
Fig.	Order Ref.	Qty.	Code	Description	N.B.
1	470041	1		Switch	
2	100012	9		Hex. nut	
3	322355	9		Tooth lockwasher	
4	120007	6		Machine screw	
5	323597	AR		Clamp	
6	355596	1		Grommet	
7	470052	1		Plug contact	
8	470053	1		Contact plug	
9	301572	3		Machine screw	
10	399085	1		Guard	
11	350083	2		Hinge	
12	392696	4		Special screw	
13	390837	1		Electric motor	
14	200080	3		Bushing	
15	322357	3		Tooth lockwasher	
16	120100	3		Hex. cap screw	
17	385535	1		Coupling sleeve	
18	322358	1		Tooth lockwasher	
19	100015	4		Hex. nut	
20	385519	1		Support	
21	120061	1		Hex. lock nut	
22	120111	2		Hex. cap screw	
23	378244	4		Plain washer	
24	140045	2		Tooth lockwasher	
25	100016	2		Hex. nut	
26	393346	1		Bearing coupling	
27	385534	1		Shaft	
28	130046	3		Dowel pin	
29	350606	2		Pivot washer	
30	343449	2		Plain washer	
31	385533	1		Nut	
32	266963	1		Lever	
33	394309	1		Seal cap	
34	393428	1		Switch	
35	393900	1		Fuse holder	incl.fig.36
36	393901	1		Fuse	



STRAW ELEVATOR CASING
 ELEVATEUR DE PAILLE ENVELOPPE
 STROHFÖRDER
 ELEVATORE PAGLIA
 STROÈLEVATOR

Fig.	Order Ref.	Qty.	Code	Description	N.B.
1	357906	1		Cover	
2	130024	2		Rivet	
3	330002	2		Turnbuckle	
4	333722	1	101	Cover	
5	397287	1		Plate	
6	337475	8		Hex. nut	
7	140046	8		Tooth lockwasher	
8	337563	6		Hex. cap screw	
9	357888	1		Support	
10	100015	6		Hex. nut	
11	322358	6		Tooth lockwasher	
12	378243	6		Plain washer	
13	397399	1	101	Strawelevator	
	426686	1	51	Straw elevator	
14	335450	1		Seal strip	
15	418325	1		Plate	
16	120032	19		Carriage bolt	
17	100020	1		Hex. nut	
18	140048	1		Tooth lockwasher	
19	378636	1		Lever	incl.fig.20
20	332685	2		Bushing	
21	140096	2		Washer	
22	130008	2		Cotter pin	
23	372630	1		Support	
24	364818	1		Adjusting screw	
25	140086	1		Washer	
26	362221	1		Adjusting plate	
27	180024	1		Spring	
28	324254	1		Washer	
29	100038	1		Hex. lock nut	
30	110081	3		Rod	
31	140042	10		Washer	
32	100016	10		Hex. nut	
33	100014	16		Hex. nut	
34	322357	14		Tooth lockwasher	
35	290122	2		Tension pulley half	
36	323505	1		Washer	
37	034439	1		Ball bearing	
38	120099	3		Hex. cap screw	
39	322313	1		Bushing	
40	362398	1		Protection plate	
41	354360	1		Hex. cap screw	
42	368206	1		Bushing	
43	397132	1		Ground plate	
44	373803	2		Belt guide	
45	353308	9		Hex. lock nut	

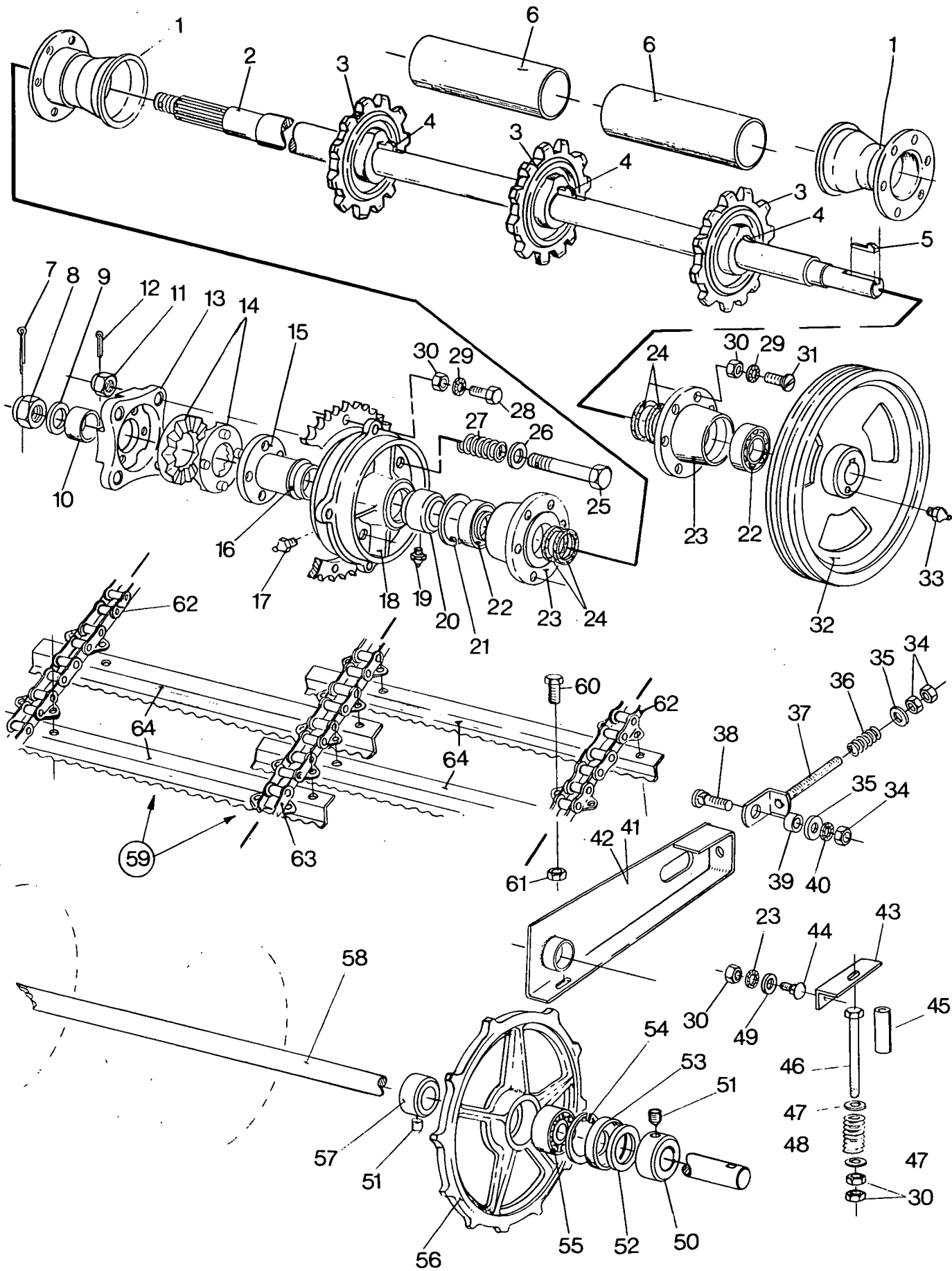
Code 101 : 4801001 - 4802999
 51 : 4803001 -



HEADER CABLE CONTROL
COMMANDE DE CABLE POUR TABLIER DE COUPE
KABELBEDIENUNG FÜR SCHNEIDWERK
COMANDO DI CAVO PER PIATTAFORMA DI TAGLIO
KABELBEDIENING VOOR MAAIBORD

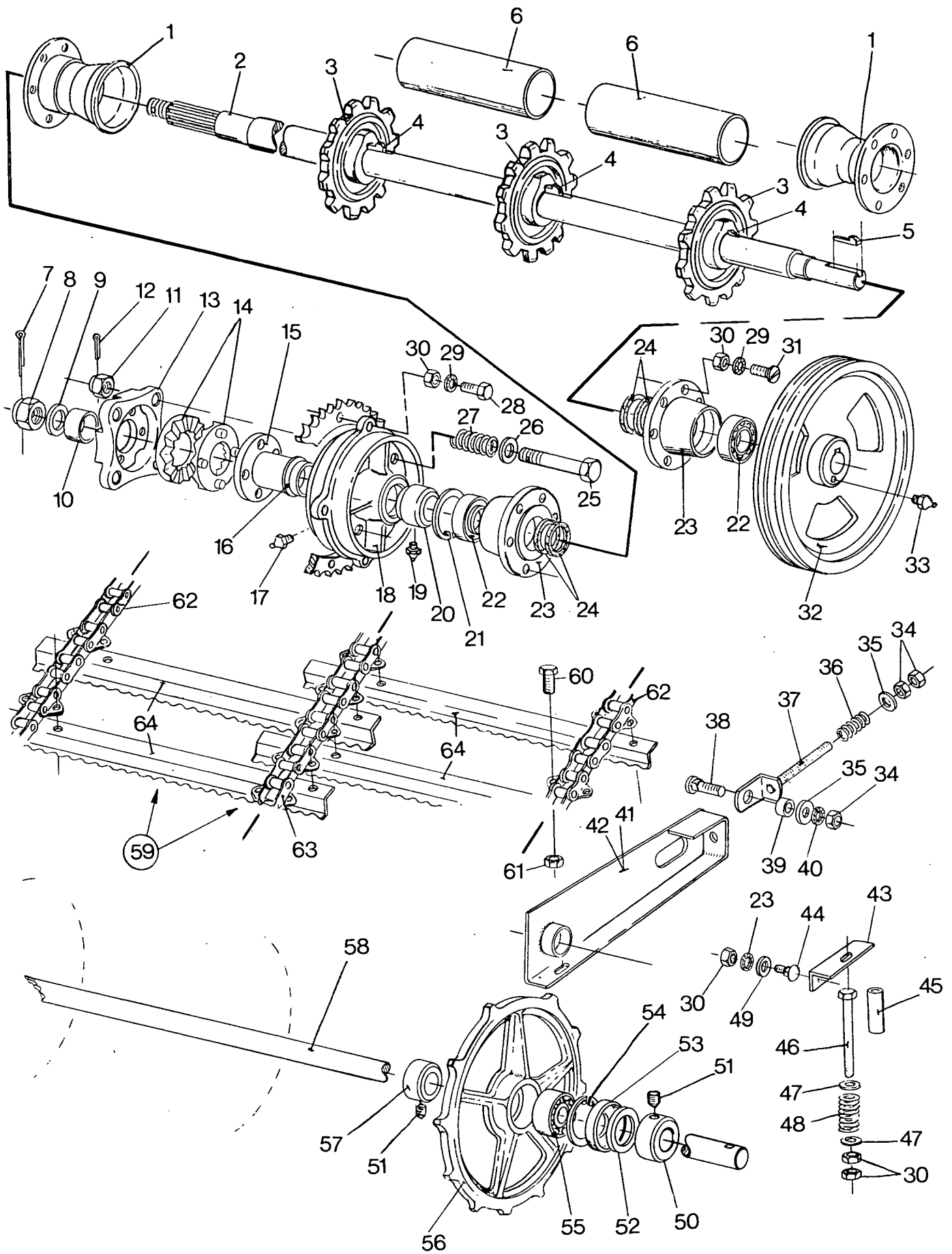
Fig.	Order Ref.	Qty.	Code	Description	N.B.
1	397222	1	101	Support	Right-hand
	426668	1	51	Support	
2	120111	4		Hex. cap screw	
3	140045	8		Tooth lockwasher	
4	100016	8		Hex. nut	
5	120089	1		Hex. cap screw	
6	140048	1		Tooth lockwasher	
7	100020	6		Hex. nut	
8	377018	1		Flange	
9	325106	2		Ball bearing	
10	399616	1		V-belt	
11	362234	1		Sheave	
12	040697	2		Flange	
13	397397	1		Support plate	
14	110003	1		Set screw	
15	170010	1		Key	
16	397398	1		Shaft	
17	377016	2		Support	
18	379531	1		Protection plate	
19	120110	4		Hex. cap screw	
20	378244	8		Plain washer	
21	100015	2		Hex. nut	
22	322358	2		Tooth lockwasher	
23	378243	2		Washer	
24	100018	10		Hex. nut	
25	140046	10		Tooth lockwasher	
26	120082	4		Hex. cap screw	
27	397044	1	101	Support	
	426466	1	51	Support	
28	398725	2		Plate	
29	120084	4		Hex. cap screw	
30	378245	2		Plain washer	
31	395330	4		Traversing wheel	
32	397136	4		Bushing	
33	395589	4		Bearing bushing	
34	420172	2		Cable	
35	397243	2		Strainer	
36	100039	4		Hex. lock nut	
37	120091	4		Hex. cap screw	
38	397135	2		Cable guide	
39	390029	2		Pivot pin	
40	130007	2		Cotter pin	
41	419171	2		Rod	
42	397413	2		Bearing piece	
43	419110	2		Compression spring	
44	397412	2		Ring	
45	420173	2		Cable	
46	308829	4		Plate	
47	397041	1		Support	

Code 101 : 4801001 - 4802999
 51 : 4803001 -



STRAW ELEVATOR DRIVING
 COMMANDE DE L'ELEVATEUR - CONVOYEUR
 SCHRÄGFÖRDERERANTRIEB
 COMANDO DELL'ELEVATORE PAGLIA
 STROËLEVATOR AANDRIJVING

Fig.	Order Ref.	Qty.	Code	Description	N.B.
1	365824	2		Protection	
2	355404	1		Upper shaft	
3	365826	3		Sprocket	
4	170032	3		Head key	
5	170023	1		Head key	
6	333731	2		Protection pipe	
7	130012	1		Cotter pin	
8	309090	1		Castelled nut	
9	378248	1		Washer	
10	200149	1		Bushing	
11	300353	4		Castelled nut	
12	130008	5		Cotter pin	
13	362277	1		Clutch half	
14	362801	1		Coupling	
15	322288	1		Flange	
16	334483	AR		Shim washer	
17	321204	2		Grease fitting	
18	322283	1		Coupling housing	
19	332038	1		Grease fitting	
20	353578	1		Collar	
21	370018	1		Snap ring	
22	210034	2		Ball bearing	
23	396441	2		Bearing flange	
24	220011	2		Seal ring	
25	362709	4		Hex. cap screw	
26	378246	4		Washer	
27	322270	4		Spring	
28	120122	4		Hex. cap screw	
29	140045	4		Tooth lockwasher	
30	100016	4		Hex. nut	
31	120259	12		Machine screw	
32	368092	1		V-pulley	
33	321204	2		Grease fitting	
34	337475	4		Hex. nut	
35	140043	4		Washer	
36	379772	2		Spring	
37	380295	2		Adjusting piece	
38	328754	2		Carriage bolt	
39	337342	2		Bushing	
40	140046	2		Tooth lockwasher	
41	397480	1		Adjusting piece	Right-hand
42	397479	1		Adjusting piece	Left-hand
43	398533	2		Support	
44	338949	2		Carriage bolt	
45	378715	2		Pipe	
46	412004	2		Hex. cap screw	
47	140042	4		Washer	
48	354085	2		Spring	



STRAW ELEVATOR DRIVING
 COMMANDE DE L'ELEVATEUR - CONVOYEUR
 SCHRÄGFÖRDERERANTRIEB
 COMANDO DELL'ELEVATORE PAGLIA
 STROËLEVATOR AANDRIJVING

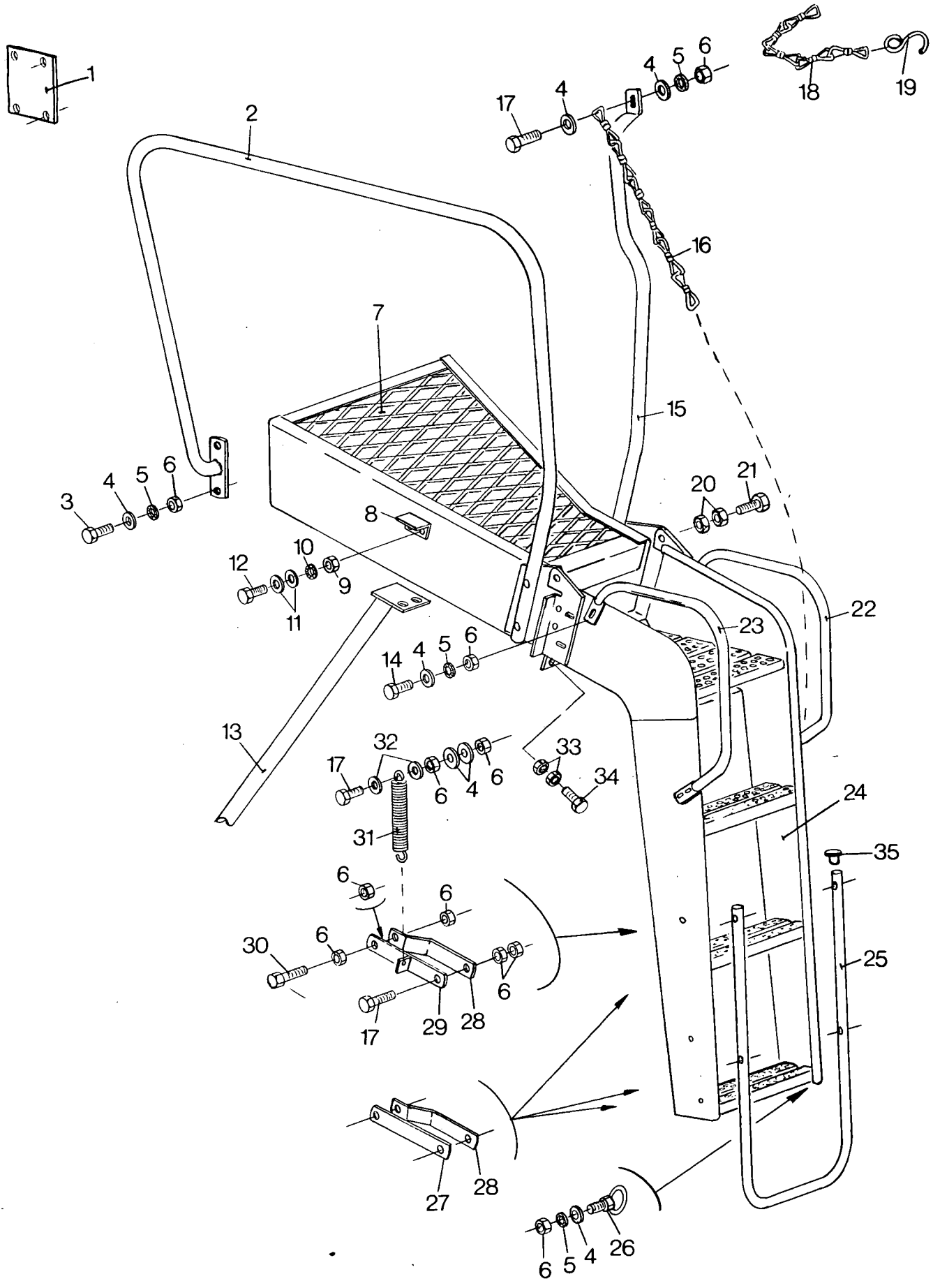
Fig.	Order Ref.	Qty.	Code	Description	N.B.
49	140017	5		Washer	
50	301760	3		Collar	
51	110003	7		Set screw	
52	301688	3		Seal ring	
53	301690	3		Seal cap	
54	370012	3		Snap ring	
55	210043	3		Ball bearing	
56	422781	3		Sprocket	
57	300010	3		Collar	
58	372201	1		Shaft	
59	397515	1	101	Elevator chain compl.	incl.fig.60 thru 64
	419946	1	51	Elevator chain compl.	incl.fig.60 thru 64
60	120103	192		Hex. cap screw	
61	100067	192		Hex. lock nut	
62	397481	2	101	Chain	Left- and Right incl.fig. See parts catalogue
	419949	2	51	Chain	Left- and Right incl.fig. See parts catalogue
63	397482	1	101	Chain	Middle incl.fig. See parts catalogue
	419948	1	51	Chain	Middle incl.fig. See parts catalogue
64	378597	48	101	Lath	
	419947	48	153	Lath	
	<i>439215</i>	<i>48</i>	<i>54</i>	<i>Lath.</i>	

Code 101 : 4801001 - 4802999

~~153~~ : 4803001 -

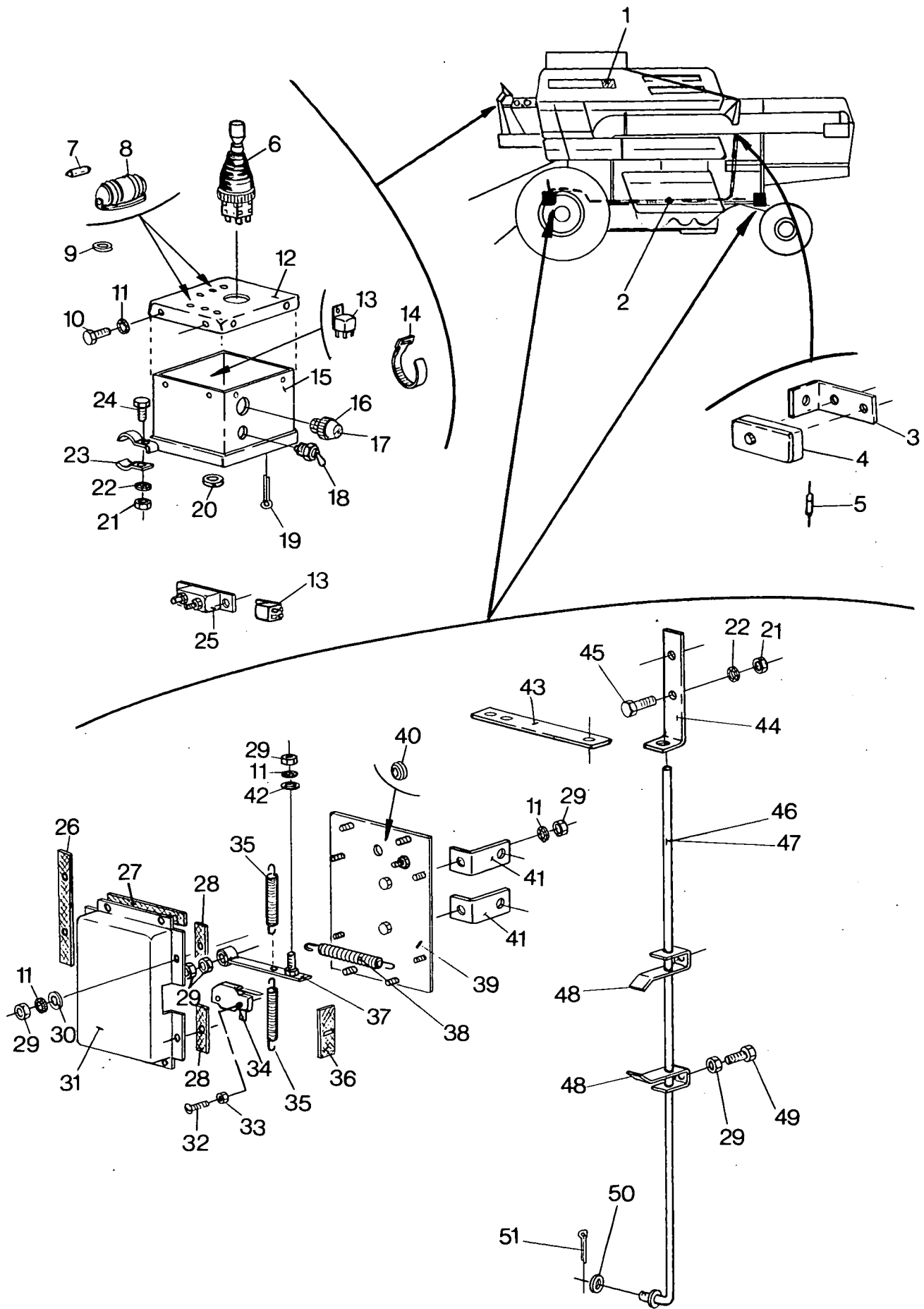
153 4803001 - 4805999

54 : 4806001.



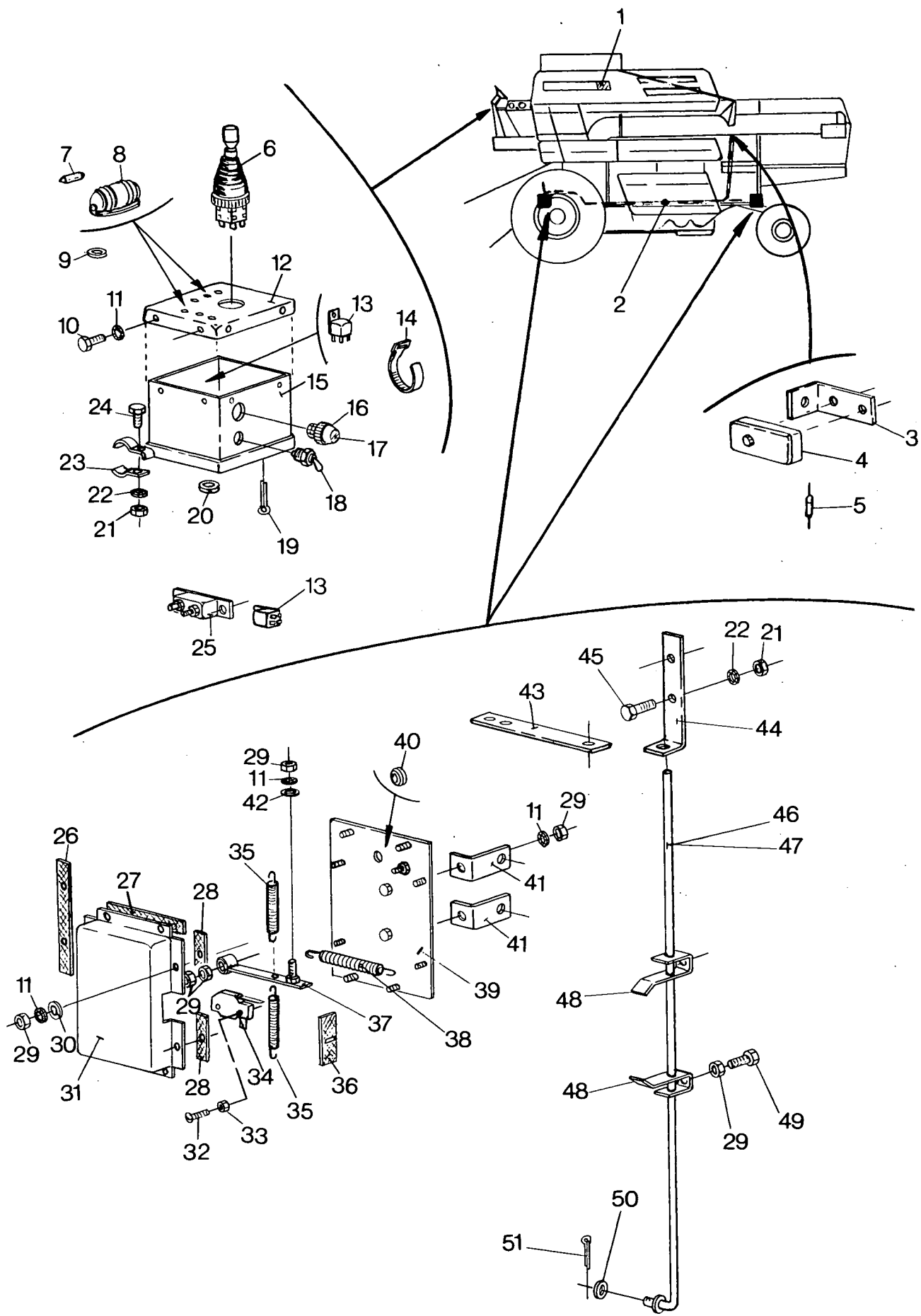
SPECIFIC PARTS FOR OPERATOR'S PLATFORM
PIECES SPECIFIQUE POUR PLATE-FORME DE CONDUITE
SPEZIFISCHE STÜCK FÜR FAHRERPLATTFORM
PEZZI SPECIFICHI PER IL POSTO DI GUIDA
SPECIFIEKE DELEN VOOR STUURPLATFORM

Fig.	Order Ref.	Qty.	Code	Description	N.B.
1	410567	1		Cover	
2	399830	1		Rail	
3	120104	6		Hex. cap screw	
4	140041	6		Washer	
5	322358	12		Tooth lockwasher	
6	100015	18		Hex. nut	
7	399855	1		Upper step	
8	356586	1		Support	
9	100014	7		Hex. nut	
10	322357	7		Tooth lockwasher	
11	140040	8		Washer	
12	120099	6		Hex. cap screw	
13	399841	1		Support	
14	120161	6		Hex. cap screw	
15	399870	1		Rail	
16	336699	1		Chain	
17	120105	4		Hex. cap screw	
18	230001	1		Chain	
19	483598	1		Hook	
20	100016	6		Hex. nut	
21	120111	2		Hex. cap screw	
22	399839	1		Hand rail	
23	399838	1		Hand rail	
24	399868	1		Lower step	
25	399832	1		Step lengthening	
26	356585	1		Eye bolt	
27	399836	3		Plat	
28	399834	4		Plat	
29	399837	1		Support	
30	120107	6		Hex. cap screw	
31	180038	1		Spring	
32	378243	2		Washer	
33	337475	4		Hex. nut	
34	120123	2		Hex. cap screw	
35	355551	2		Rubber plug	



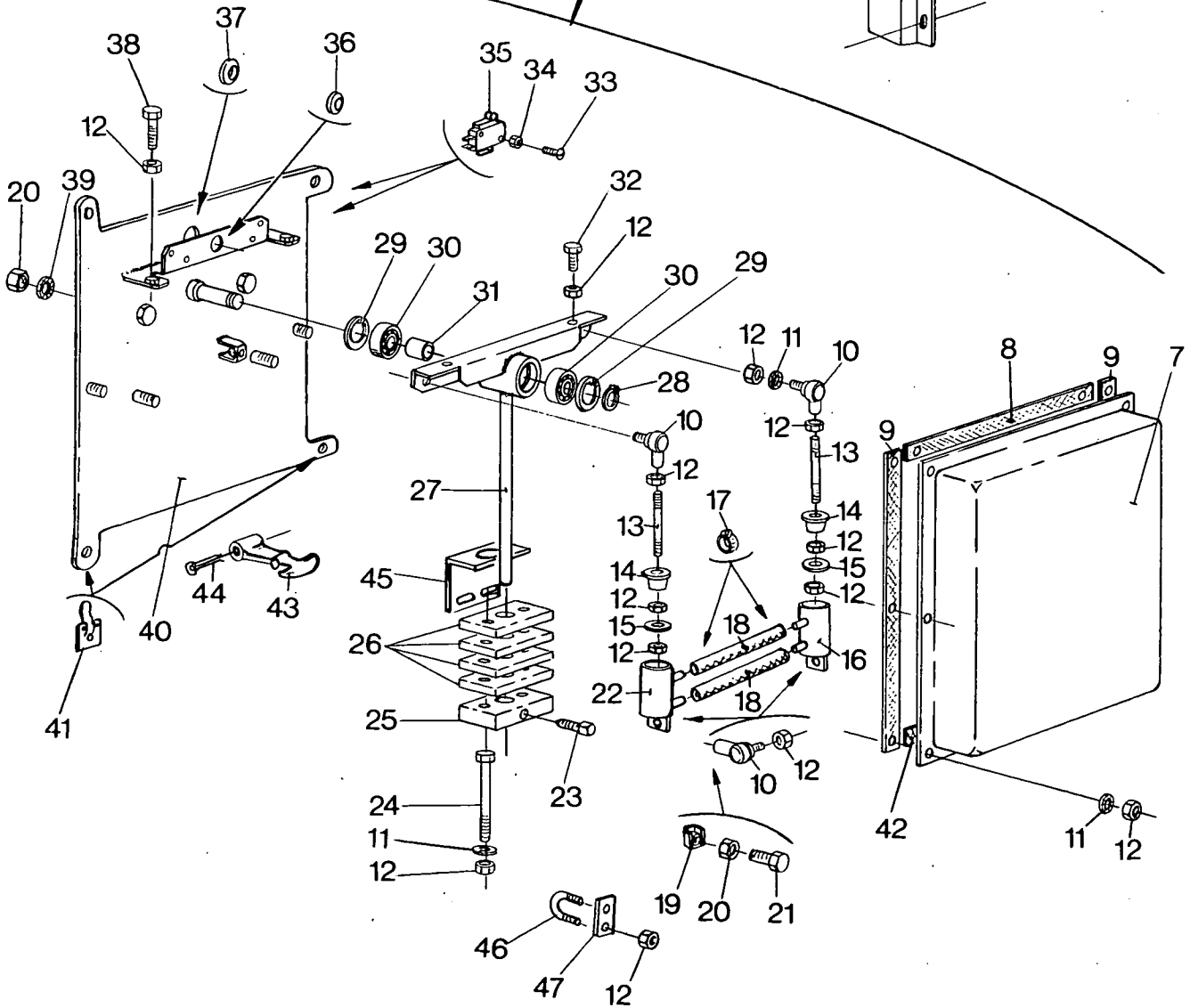
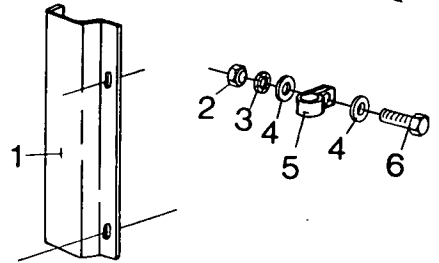
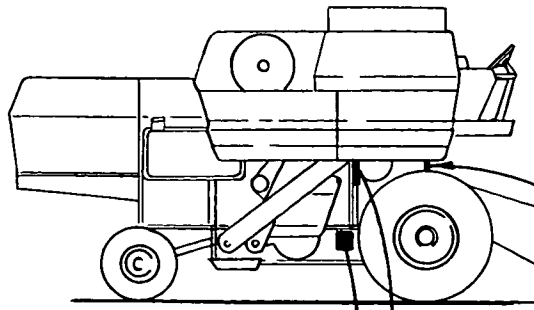
ELECTRIC EQUIPMENT
 EQUIPEMENT ELECTRIQUE
 ELECTRISCHE AUSRÜSTUNG
 IMPIANTO ELETTRICO
 ELEKTRISCHE UITRUSTING

Fig.	Order Ref.	Qty.	Code	Description	N.B.
1	398823	2		Decal	(AL)
2	411133	1		Wiring assy.	
3	410961	1		Support	
4	334686	1		Fuse box	
5	399964	4		Diode	
6	398745	1		Switch	
7	470018	2		Lamp	
8	308030	2		Warning light	
9	335315	4		Rubber grommet	
10	120099	4		Hex. cap screw	
11	322357	4		Tooth lockwasher	
12	410284	1		Cover	
13	399158	5		Relais	
14	323597	18		Clamp	
15	410283	1		Switch housing	
16	353077	1		Controle light	
17	353078	1		Lamp	
18	392672	1		Switch	
19	130006	2		Cotter pin	
20	410963	2		Rubber grommet	
21	100015	8		Hex. nut	
22	322358	8		Tooth lockwasher	
23	354890	2		Support	
24	120106	2		Hex. cap screw	
25	131376	1		Fuse	
26	410358	2		Seal strip	
27	410359	4		Seal strip	
28	410555	4		Seal strip	
29	100014	20		Hex. nut	
30	140015	25		Washer	
31	410361	2		Cover	
32	301571	8		Machine screw	
33	100011	12		Hex. nut	
34	399160	4		Micro switch	
35	180034	4		Spring	
36	410360	2		Seal strip	
37	410322	2		Lever	
38	326307	2		Spring	
39	410356	2		Plate	
40	334696	2		Rubber grommet	
41	410481	2		Support	Rear
42	418538	2		Washer	
43	410325	1		Support	Rear
44	410432	1		Support	Front
45	120104	4		Hex. cap screw	
46	419261	1		Adjusting rod	Front
47	410320	1		Adjusting rod	Rear



ELECTRIC EQUIPMENT
EQUIPEMENT ELECTRIQUE
ELECTRISCHE AUSRÜSTUNG
IMPIANTO ELETTRICO
ELEKTRISCHE UITRUSTING

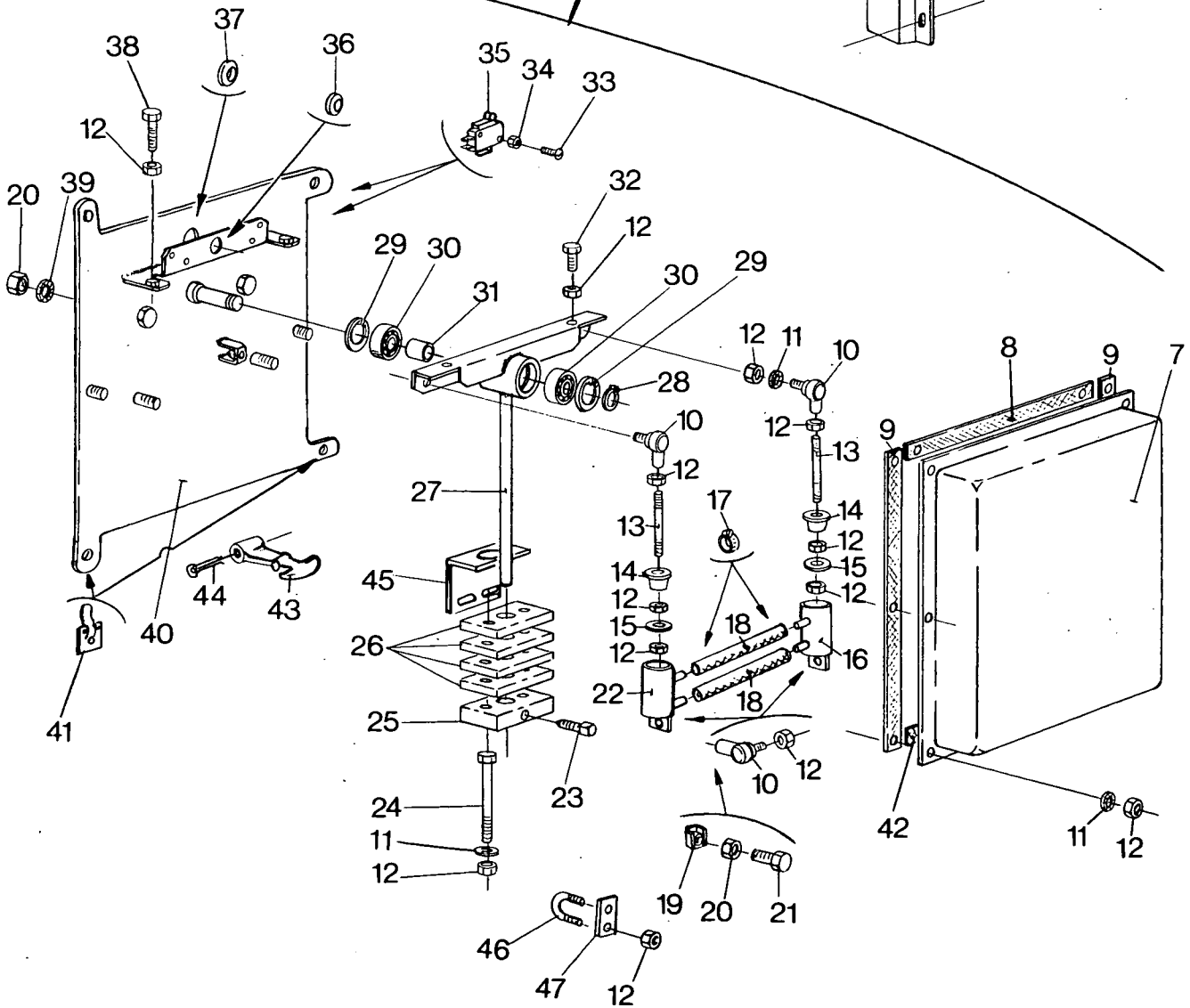
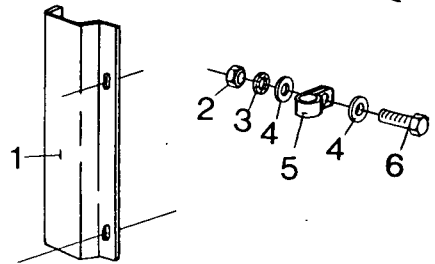
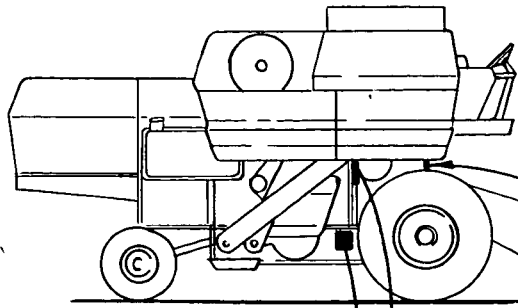
Fig.	Order Ref.	Qty.	Code	Description	N.B.
48	410324	4		Support	
49	120100	10		Hex. cap screw	
50	378244	2		Washer	
51	130003	2		Cotter pin	



ELECTRIC EQUIPMENT
EQUIPEMENT ELECTRIQUE
ELECTRISCHE AUSRÜSTUNG
IMPIANTO ELETTRICO
ELEKTRISCHE UITRUSTING

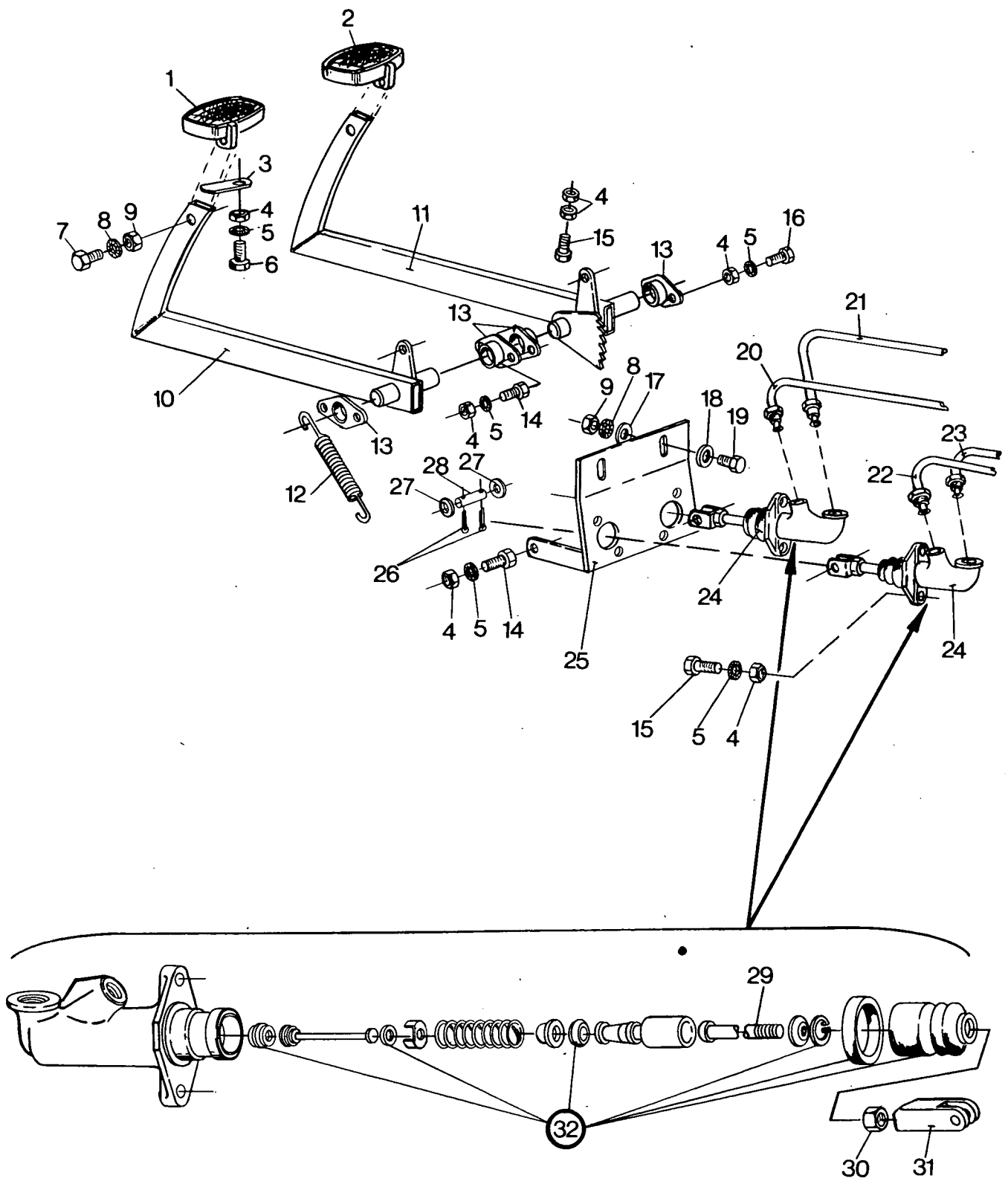
Fig.	Order Ref.	Qty.	Code	Description	N.B.
1	411010	1		Protection	
2	100012	21		Hex. nut	
3	322355	13		Tooth lockwasher	
4	140013	22		Washer	
5	335036	7		Clamp	
6	120007	11		Machine screw	
7	410105	2	101	Cover	
	426476	2	51	Cover	
8	410107	4	101	Seal strip	
	426611	4	51	Seal strip	
9	410106	4	101	Seal strip	
	426609	4	51	Seal strip	
10	360343	8		Ball hinge	
11	322357	26		Tooth lockwasher	
12	100014	26		Hex. nut	
13	399553	4		Rod	
14	399546	4		Plug	
15	399544	4		Ring	
16	399543	2	101	Cylinder	
	426484	4	51	Cylinder	
17	353213	8		Clamp	
18	410453	4	101	Hose	
	426613	4	51	Hose	
19	410454	2	101	Lock piece	
20	100015	8	101	Hex. nut	
21	120106	2	101	Hex. cap screw	
22	410458	2	101	Cylinder	
	426484	2	51	Cylinder	
23	300475	2		Press bolt	
24	120205	4		Hex. cap screw	
25	399547	2		Block	
26	399548	8		Block	
27	399539	2	101	Pendle	
	426471	2	51	Pendle	
28	300624	2		Snap ring	
29	301642	4		Snap ring	
30	353409	4		Ball bearing	
31	399545	2		Bushing	
32	120100	8		Hex. cap screw	
33	331428	8	101	Machine screw	
	301571	8	51	Machine screw	
34	100011	12		Hex. nut	
35	399159	4	101	Switch	
	426733	4	51	Switch	
36	338844	2		Grommet	
37	190067	2		Grommet	
38	300506	8		Hex. cap screw	
39	322358	10		Tooth lockwasher	

Code 101 : 4801001 - 4802999
51 : 4803001 -



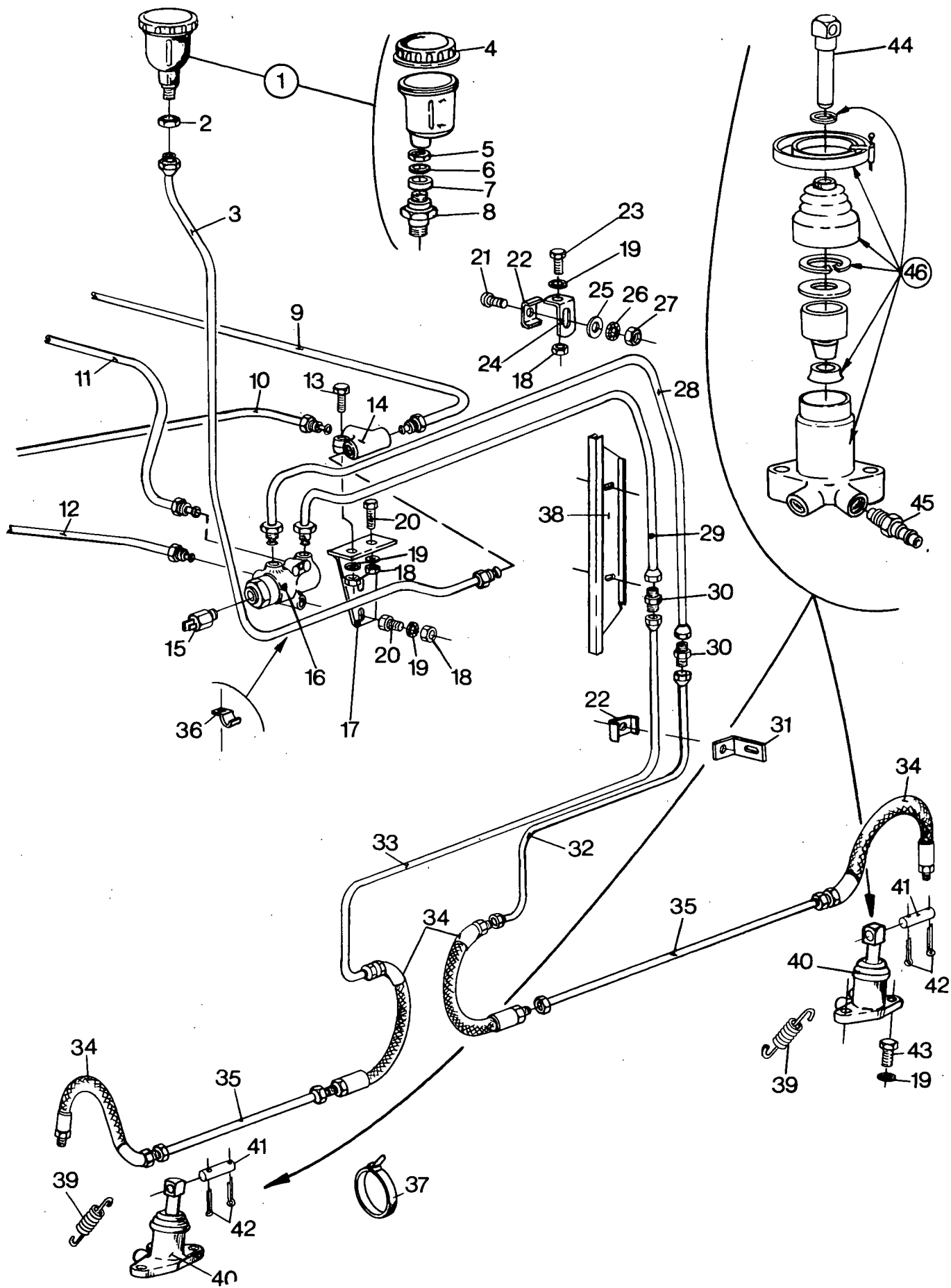
ELECTRIC EQUIPMENT
EQUIPEMENT ELECTRIQUE
ELECTRISCHE AUSRÜSTUNG
IMPIANTO ELETTRICO
ELEKTRISCHE UITRUSTING

Fig.	Order Ref.	Qty.	Code	Description	N.B.
40	419327	2	101	Plate	
	426469	2	51	Plate	
41	047325	8	101	Clamp	
42	426610	2	51	Seal strip	
43	211495	2	51	Clamp	
44	130010	2	51	Cotter pin	
45	426472	1	51	Plate	
46	426664	2	51	Hook	
47	426665	2	51	Plate	
Code 101 : 4801001 - 4802999 51 : 4803001 -					



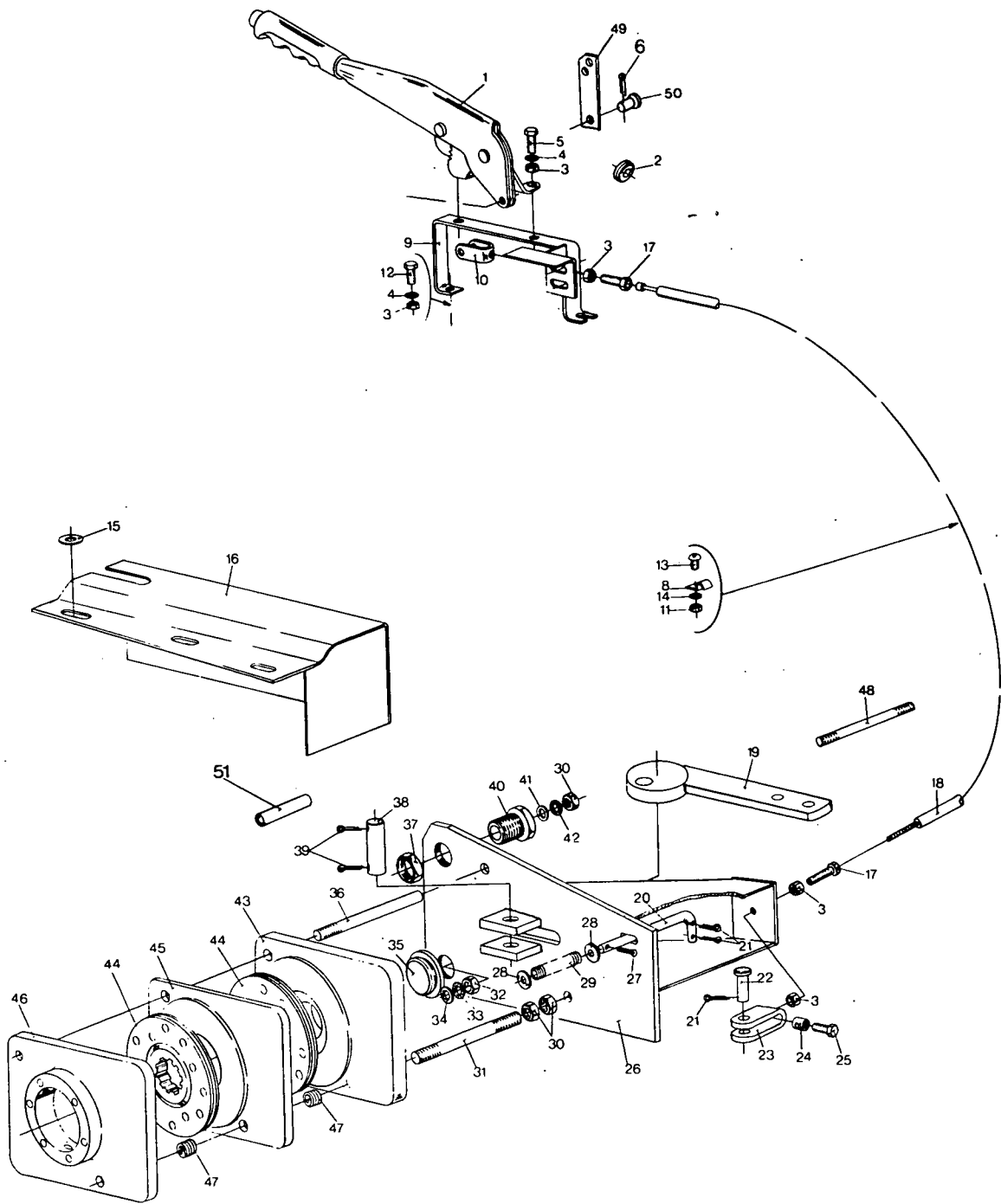
PEDALS & CIRCUIT FOR HYDRAULIC BRAKES
PEDALES ET CIRCUIT DE FREIN HYDRAULIQUE
PEDALE UND KREISLAUF FÜR HYDRAULIK BREMSSEN
PEDALI E CIRCUITO PER FRENI IDRAULICHI
PEDALEN EN CIRCUIT VOOR HYDRAULISCHE REM

Fig.	Order Ref.	Qty.	Code	Description	N.B.
1	379615	1		Pedal block	Left-hand
2	379614	1		Pedal block	Right-hand
3	379801	1		Catch piece	
4	100015	10		Hex. cap screw	
5	322358	10		Tooth lockwasher	
6	336153	1		Hex. cap screw	
7	120201	2		Hex. cap screw	
8	140045	4		Tooth lockwasher	
9	100016	4		Hex. nut	
10	386591	1		Brake lever	
11	386592	1		Brake lever	
12	180035	2		Spring	
13	338712	4		Bearing flange	
14	120161	5		Hex. cap screw	
15	120105	6		Hex. cap screw	
16	120104	4		Hex. cap screw	
17	378244	8		Washer	
18	140042	3		Washer	
19	120111	2		Hex. cap screw	
20	362775	1		Hydr. pipe	
21	336739	1		Hydr. pipe	
22	336738	1		Hydr. pipe	
23	336742	1		Hydr. pipe	
24	356353	2		Brake cylinder	incl.fig.29,30,31,32
25	374394	1		Support	
26	130002	6		Cotter pin	
27	378243	4		Washer	
28	390014	2		Pivot pin	
29	359495	2		Shaft	
30	087307	2		Hex. nut	
31	359497	2		Fork (incl 29 + 30)	
32	359494	2		Repair kit	



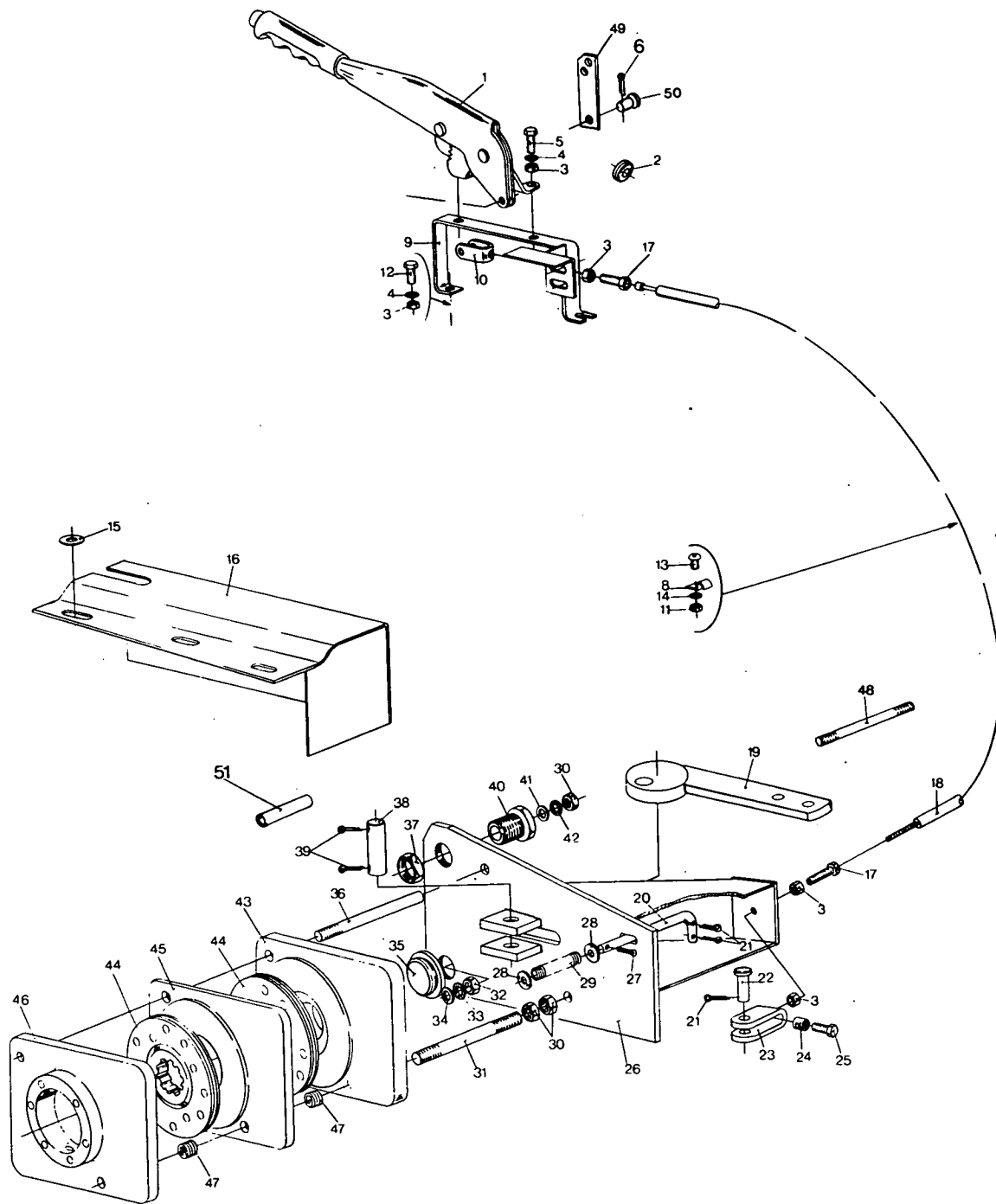
CIRCUIT FOR HYDRAULIC BRAKES
CIRCUIT DU FREIN HYDRAULIQUE
KREISLAUF FÜR HYDRAULIK BREMSSEN
CIRCUITO PER FRENI IDRAULICHI
CIRCUIT VOOR HYDRAULISCHE REMMEN

Fig.	Order Ref.	Qty.	Code	Description	N.B.
1	336723	1		Brake oil tank	incl.fig.4 through 8
2	087891	1		Hex. nut	
3	336741	1		Hydr. pipe	
4	339498	1		Cover ← 359498	
5	087308	1		Hex. nut	
6	140077	1		Plain washer	
7	359500	1		Seal ring	
8	359499	1		Connector	
9	336739	1		Hydr. pipe	
10	336742	1		Hydr. pipe	
11	362775	1		Hydr. pipe	
12	336738	1		Hydr. pipe	
13	120100	1		Hex. cap screw	
14	336724	1		Connector	
15	354372	1		Switch	
16	367923	1		Ventiel	
17	376935	1		Plate	
18	100014	8		Hex. nut	
19	322357	8		Tooth lockwasher	
20	300507	2		Hex. cap screw	
21	120007	3		Machine screw	
22	336760	4		Clamp	
23	120099	1		Hex. cap screw	
24	336749	1		Support	
25	335872	3		Washer	
26	322355	3		Tooth lockwasher	
27	100012	3		Hex. nut	
28	411357	1		Hydr. pipe	
29	411356	1		Hydr. pipe	
30	336722	2		Connector	
31	397121	1		Support	
32	411353	1		Hydr. pipe	
33	411351	1		Hydr. pipe	
34	397127	1		Hydr. hose	
35	411355	2		Hydr. pipe	
36	336747	1		Clamp	
37	360747	6		Clamp	
38	380906	1		Protection plate	
39	338713	2		Spring	
40	336726	2		Brake cylinder	incl.fig.44,45,46
41	336745	2		Pivot pin	
42	130003	4		Cotter pin	
43	120101	4		Hex. cap screw	
44	359502	2		Shaft	
45	359501	2		Connector	
46	359503	2		Repair kit	



HANDBRAKE ON DRIVE SHAFT
FREIN SUR L'ARBRE DE COMMANDE
HANDBREMSE AUF ANTRIEBSWELLE
FRENO A MANO SULL'ALBERO DI COMANDO
HANDREM OP AANDRIJFAS

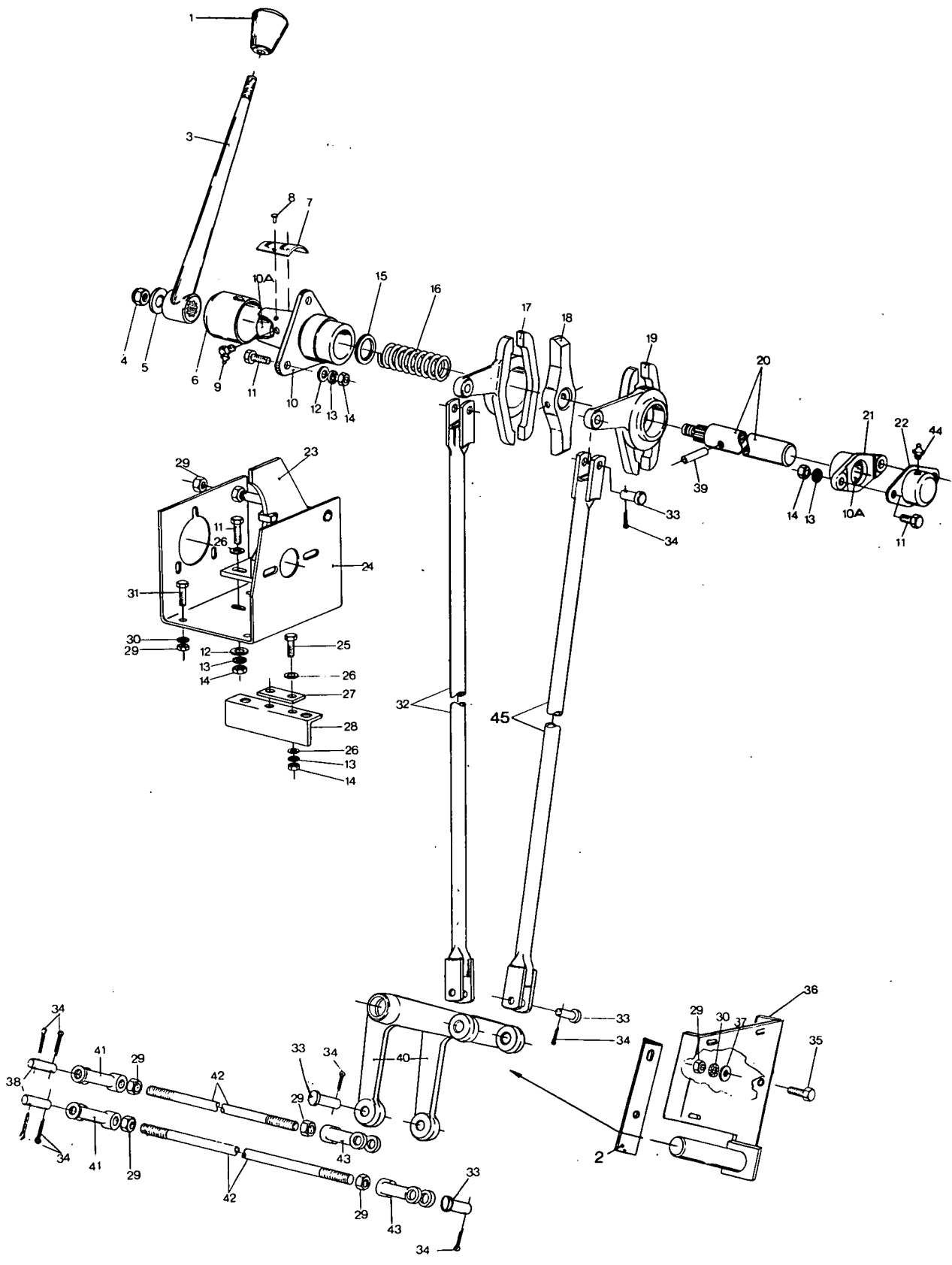
Fig.	Order Ref.	Qty.	Code	Description	N.B.
1	384627	1		Hand brake	
2	336152	1		Rubber plug	
3	100015	8		Hex. nut	
4	322358	4		Tooth lockwasher	
5	120104	3		Hex. cap screw	
6	130002	2		Cotter pin	
8	332401	1		Clamp	
9	387643	1		Brake support	
10	366960	1		Fork	
11	100012	3		Hex.nut	
12	120161	8		Hex. cap screw	
13	120008	3		Machine screw	
14	322355	3		Tooth lockwasher	
15	140042	3		Plain washer	
16	366434	1		Cover plate	
17	120194	1		Adjusting screw	
18	393219	1		Brake cable	
19	338073	1		Lever	
20	338074	1		Hook	
21	130003	2		Cotter pin	
22	390039	1		Clevis pin	
23	334249	1		Fork	
24	381140	1		Clamp	
25	120100	1		Hex. cap screw	
26	410421	1	101	Bracket	
	411547	1	51	Bracket	
27	130006	1		Cotter pin	
28	140041	2		Plain washer	
29	180115	1		Tension spring	
30	337475	3		Hex. nut	
31	321667	1	101	Stud	
	411515	1	51	Stud	
32	100020	1		Hex. nut	
33	140048	1		Tooth lockwasher	
34	140090	1		Plain washer	
35	482302	1	101	Thrust plate	
	411513	1	51	Thrust plate	
36	110024	1	101	Stud	
	411515	1	51	Stud	
37	100033	2		Hex. nut	
38	390027	1		Clevis pin	
39	130008	2		Cotter pin	
40	338076	2		Adjusting nut	
41	140223	1		Plain washer	
42	140046	1		Tooth lockwasher	
43	482301	1		Brake plate	
44	356723	2		Brake disc cpl.	
45	482300	1		Brake plate	
Code 101 : 4801001 - 4802999					
51 : 4803001 -					



HANDBRAKE ON DRIVE SHAFT
FREIN SUR L'ARBRE DE COMMANDE
HANDBREMSE AUF ANTRIEBSWELLE
FRENO A MANO SULL'ALBERO DI COMANDO
HANDREM OP AANDRIJFAS

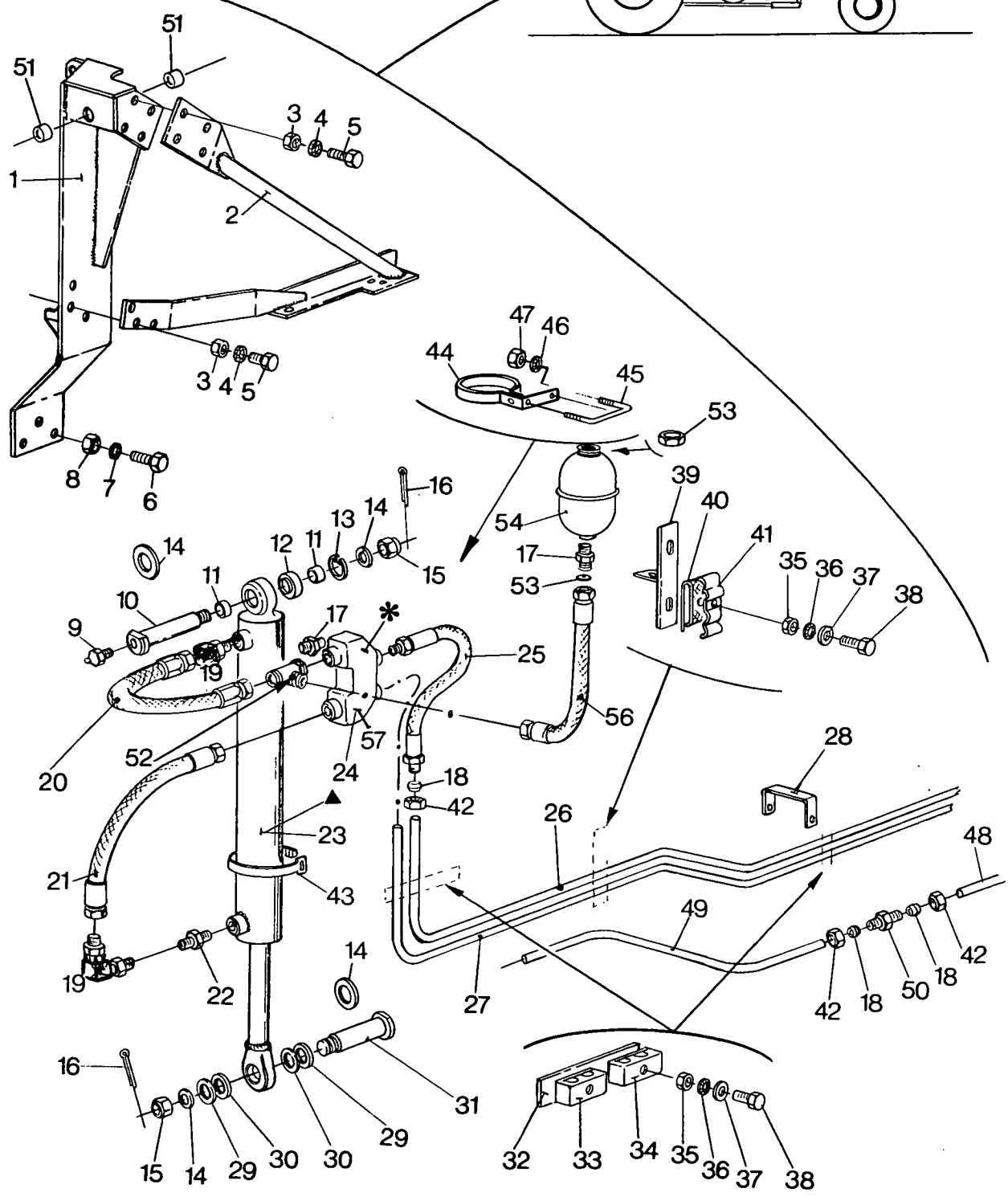

Fig.	Order Ref.	Qty.	Code	Description	N.B.
46	410313	1		Brake plate	
47	180019	4	101	Spring	
48	387536	1		Stud	
49	387589	1		Lever	
50	335040	1		Clevis pin	
51	396731	1		Bushing	

Code 101 : 4801001 - 4802999



GEAR SHIFT LEVER AND RODS
 CHANGEMENT DE VITESSE ET TRINGLERIE
 GANGSCHALTHEBEL UND GESTÄNGE
 LEVA CAMBIO VELOCITA E BIELLISMO
 GANGWISSELHEFBOOM EN STANGENSTELSEL

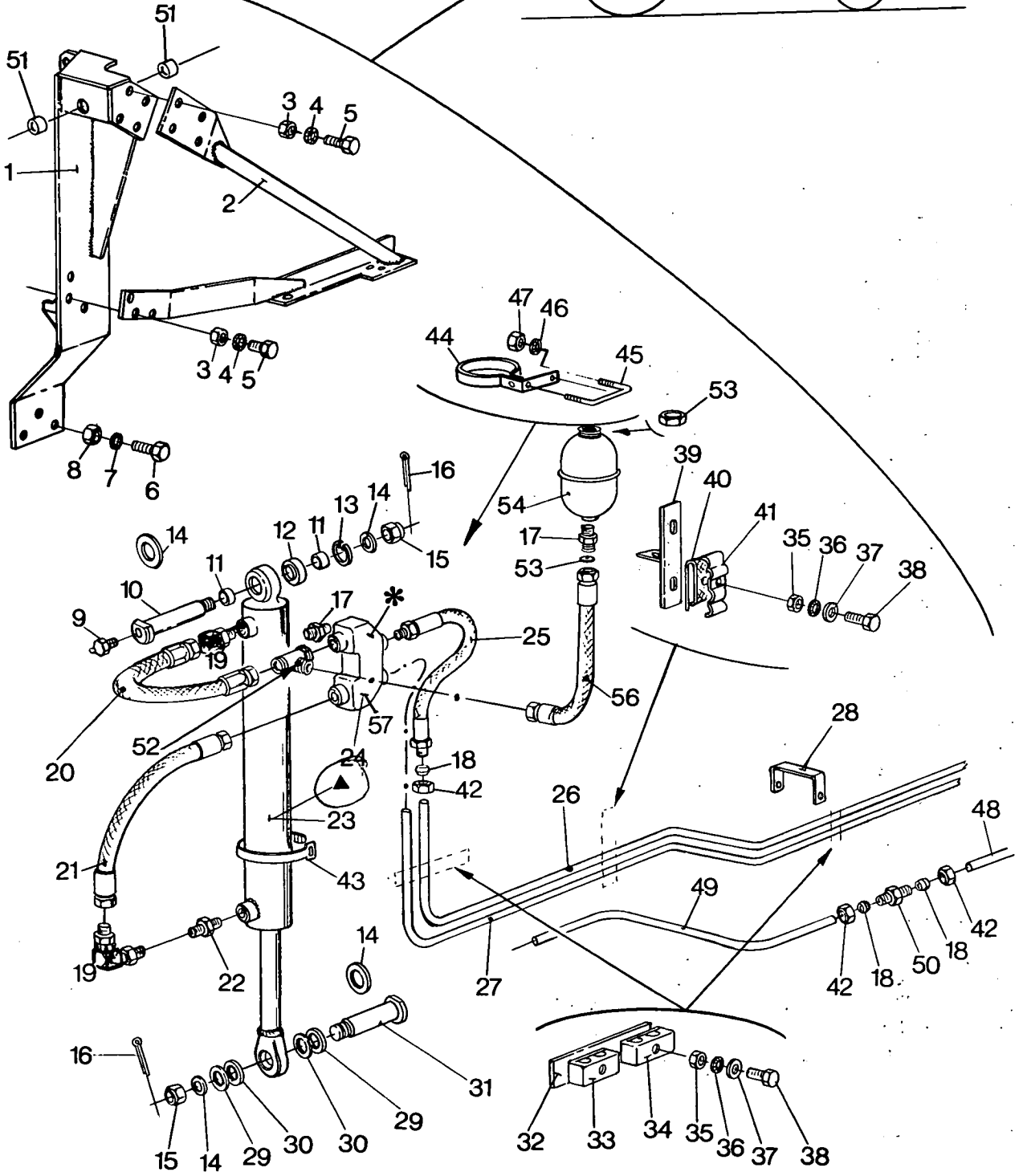

Fig.	Order Ref.	Qty	Code	Description	N.B.
1	372783	1		Knob	
2	397987	1		Support	
3	374396	1		Shift lever	
4	100038	1		Lock nut	
5	140086	1		Washer	
6	338192	1		Cover ring	
7	353136	1		Indicator plate	
8	130065	2		Rivet	
9	323787	1		Grease fitting	
10	338184	1		Hub	incl.fig.10a
10a	338210	2		Bushing	
11	120161	7		Cap screw	
12	140041	5		Washer	
13	322358	9		Tooth lockwasher	
14	100015	9		Hex. nut	
15	338206	1		Washer	
16	338205	1		Spring	
17	353322	1		Lever	
18	353324	1		Catch piece	
19	353323	1		Lever	
20	338180	1		Shaft	
21	338183	1		Bearing flange	incl.fig.10a
22	338193	1		Cap	
23	338176	1		Bracket	
24	338190	1		Bracket	
25	120105	2		Cap screw	
26	378243	6		Washer	
27	353137	1		Intermediate piece	
28	353138	1		Intermediate piece	
29	100016	11		Hex. nut	
30	140045	6		Lockwasher	
31	120110	4		Cap screw	
32	397991	1		Forked rod	
33	322901	6		Clevis pin	
34	130003	10		Cotter pin	
35	120111	2		Cap screw	
36	397989	1		Picot shaft	
37	378244	8		Washer	
38	390017	2		Clevis pin	
39	130050	1		Roll pin	
40	482229	2		Pivot lever	
41	340076	2		Adjusting fork	
42	321597	2		Tie rod	
43	340075	2		Adjusting fork	
44	321204	1		Grease fitting	
45	397993	1		Rod	



HYDR. EQUIPMENT FOR HILL SIDE (FRONT)
 EQUIPEMENT HYDR. POUR SYSTEME DE MISE A NIVEAU AUTOMATIQUE (COTE AVANT)
 HYDRAULISCHE AUSRÜSTUNG FÜR AUTOMATISCHE NIVELLIERUNG (VORDER SEITE)
 IMPIANTO IDRAULICO (LATO ANTERIORE)
 HYDR. UITRUSTING VOOR AUTOMATISCHE NIVELEERSYSTEEM (VOORAAN)

Fig.	Order Ref.	Qty.	Code	Description	N.B.
1	397062	1		Support	
2	399405	1		Support	
3	337475	7		Hex. cap screw	
4	140046	7		Tooth lockwasher	
5	337563	7		Hex. cap screw	
6	120090	3		Hex. cap screw	
7	333040	14		Tooth lockwasher	
8	100020	8		Hex. nut	
9	321204	1		Grease fitting	
10	426322	1		Pivot pin	
11	397878	2		Bushing	
12	397927	1		Ball hinge	
13	300647	1		Snap ring	
14	420897	2		Washer	
15	309090	2		Casteled nut	
16	130012	2		Cotter pin	
17	394371	4	101	Nipple	
	426667	4	51	Nipple	
18	150015	AR		Ferrule	
19	426644	5		Elbow	
20	426677	1		Hydr. hose	
21	419778	1	101	Hydr. hose	
	426676	1	51	Hydr. hose	
22	397977	2	101	Nipple	
23	398759	1		Hydr. cylinder	Incl. fig. ▲
24	398756	1	101	Valve	
	418866	1	51	Valve	Incl. fig. 57 ●
25	160164	2		Hydr. hose	
26	NS	1		Hydr. pipe	
27	NS	1		Hydr. pipe	
28	338041	1		Support	
29	140110	AR		Washer	
30	140109	AR		Washer	
31	397651	1	101	Pivot pin	
	426323	1	51	Pivot pin	
32	411049	3		Plat	
33	394174	6		Clamp	
34	394173	3		Clamp	
35	100014	12		Hex. nut	
36	322357	12		Tooth lockwasher	
37	140015	14		Plain washer	
38	300507	4		Hex. cap screw	
39	410980	1		Support	
40	350717	1		Protection	
41	338035	1		Clamp	
42	100043	AR		Coupler nut	
43	368582	4		Clamp	

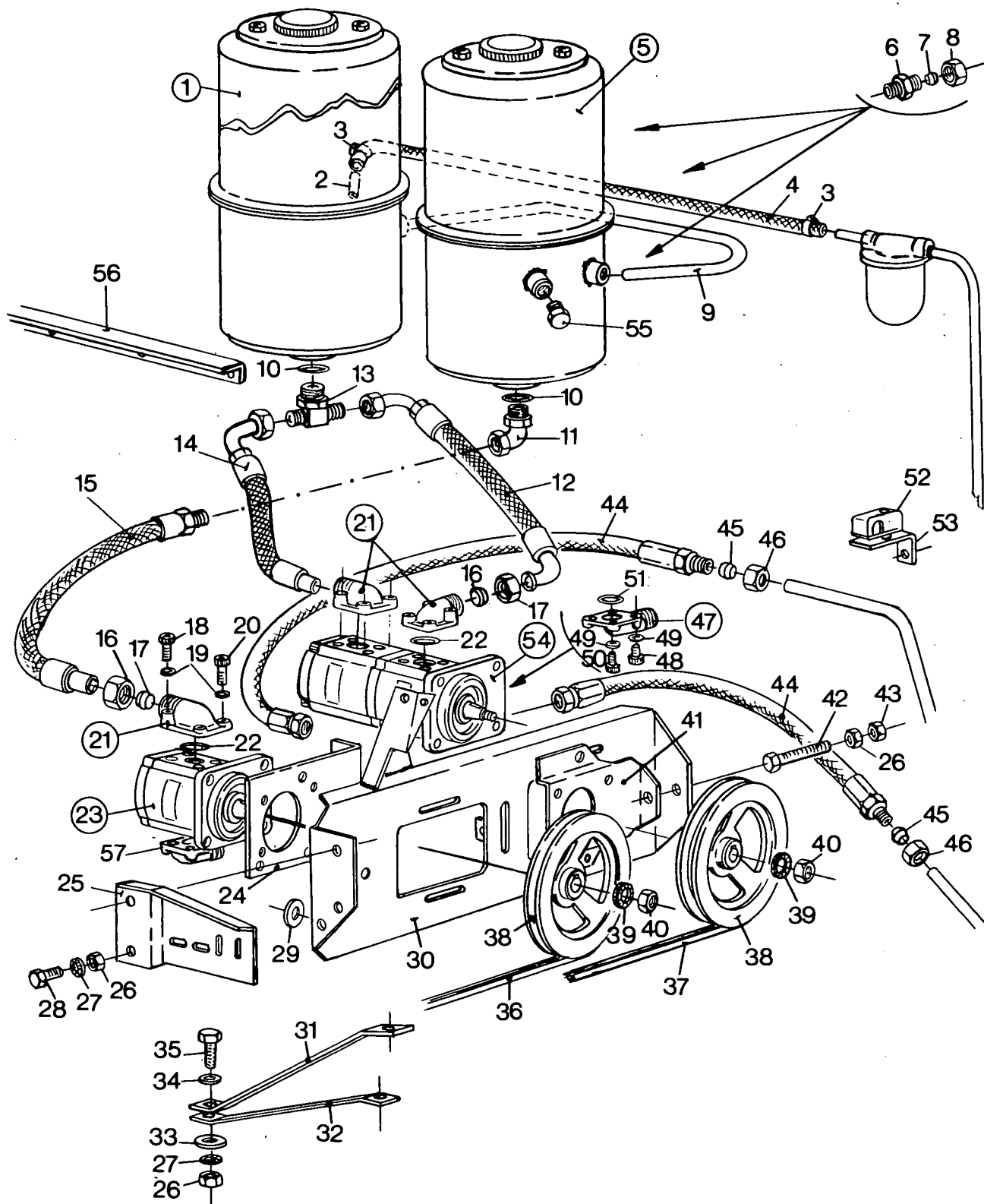
Code 101 : 4801001 - 4802999
 51 : 4803001 -



HYDR. EQUIPMENT FOR HILL SIDE (FRONT)
 EQUIPEMENT HYDR. POUR SYSTEME DE MISE A NIVEAU AUTOMATIQUE (COTE AVANT)
 HYDRAULISCHE AUSRÜSTUNG FÜR AUTOMATISCHE NIVELLIERUNG (VORDER SEITE)
 IMPIANTO IDRAULICO (LATO ANTERIORE)
 HYDR. UITRUSTING VOOR AUTOMATISCHE NIVELEERSYSTEEM (VOORAAN)

Fig.	Order Ref.	Qty.	Code	Description	N.B.
44	420287	1	101	Clamp	
	426648	1	51	Clamp	
45	420286	1	101	Clamp	
	426646	1	51	Clamp	
46	322357	5		Tooth lockwasher	
47	100014	6		Hex. nut	
48	NS	1		Hydr. pipe	
49	NS	1		Hydr. pipe	
50	150018	4		Connector	
51	419632	2		Bushing	
▲	423357	1		Seal kit	
52	426666	1	51	"T" connector	
53	426633	1	51	Orifice plate	
54	398271	1	51	Accumulator	
55	308823	1	51	Hex. jam nut	
56	426459	1	51	Hydr. hose	
57	419601	1	51	Spring	
●	419602	1	51	Seal kit	

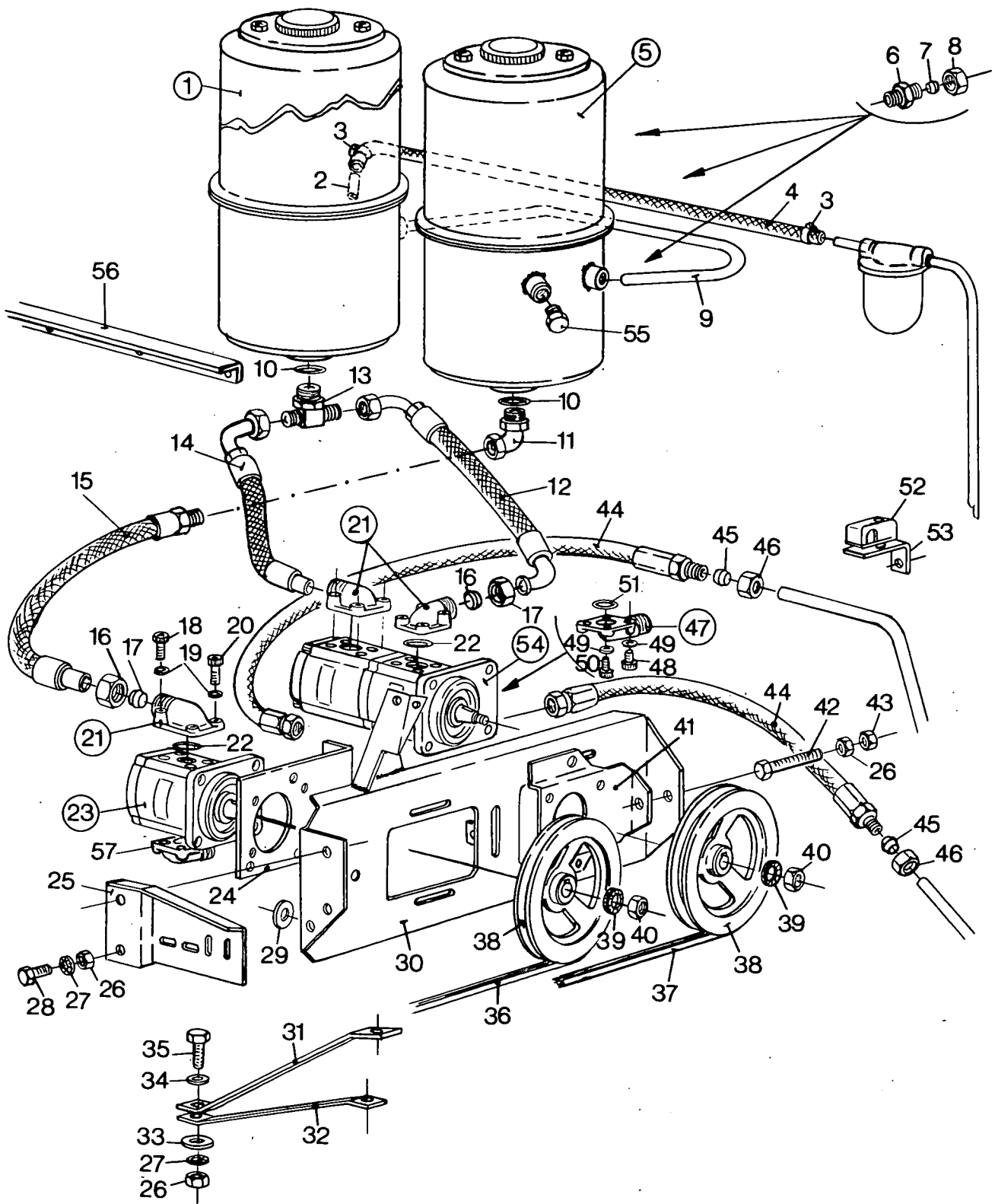
Code 101 : 4801001 - 4802999
 51 : 4803001 -



HYDR. EQUIPMENT FOR HILL SIDE (REAR)
 EQUIPEMENT HYDR. POUR SYSTEME DE MISE A NIVEAU AUTOMATIQUE (COTE ARRIERE)
 HYDRAULISCHE AUSRÜSTUNG FÜR AUTOMATISCHE NIVELLIERUNG (HINTER SEITE)
 IMPIANTO IDRAULICO (LATO DI DESTRO)
 HYDR. UITRUSTING VOOR AUTOMATISCH NIVELEERSYSTEEM (ACHTERAAN)

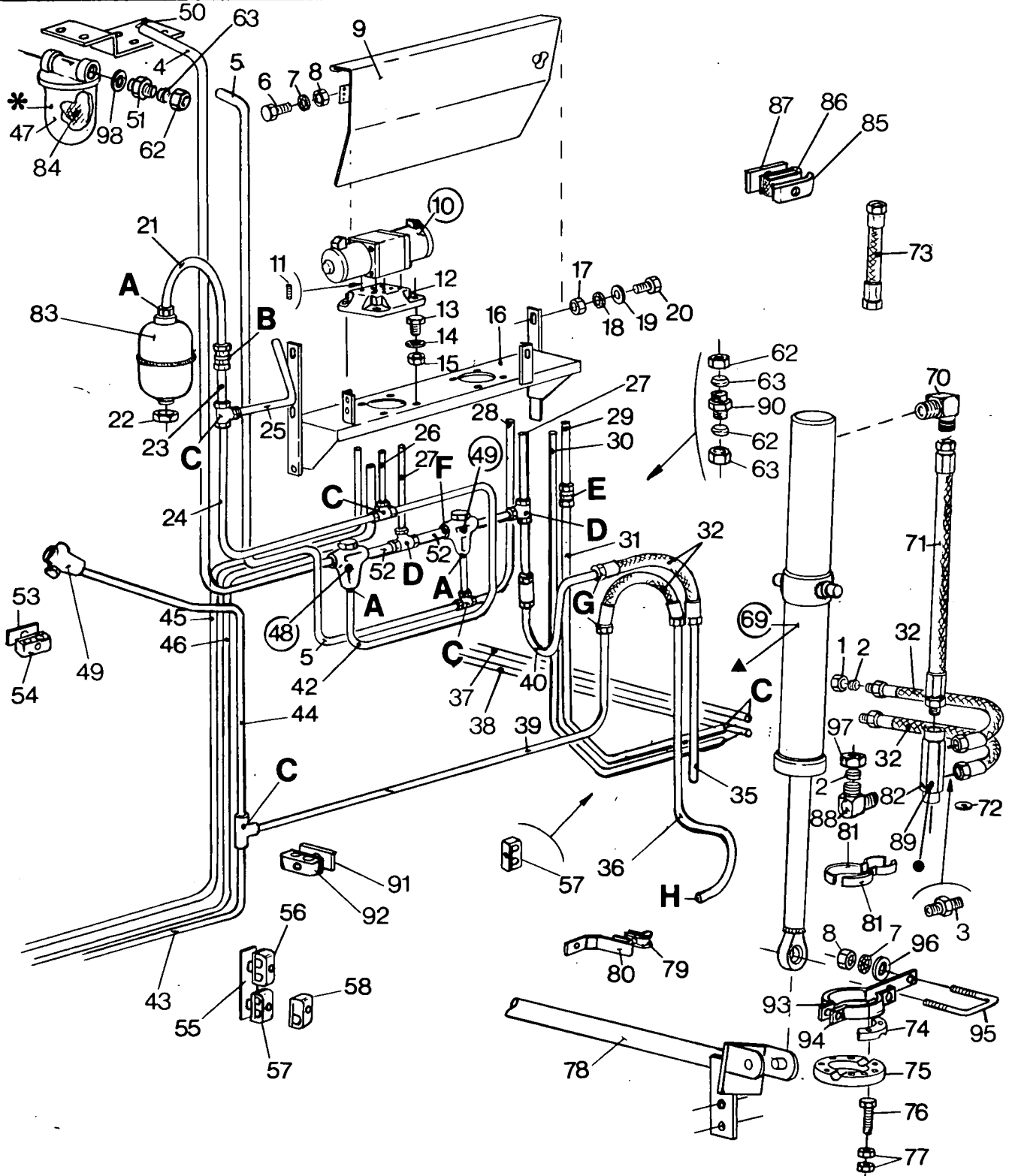
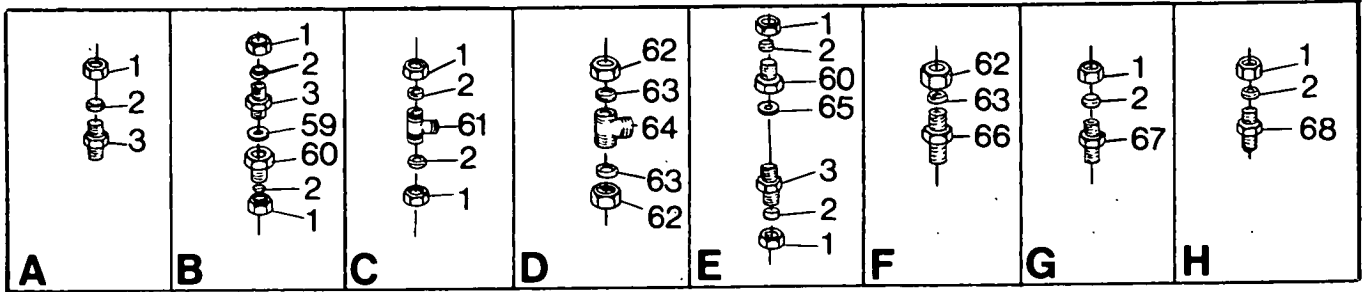
Fig.	Order Ref.	Qty.	Code	Description	N.B.	
1	NS	1		Oil reservoir (large)	See breakdown page 67	
2	NS	1		Hydr. pipe		
3	326082	2		Clamp		
4	420174	1	101	Hydr. hose		
	426678	1	51	Hydr. hose	See Breakdown page 67	
5	NS	1		Oil reservoir (small)		
6	394373	AR	101	Connector		
7	335168	AR	101	Ferrule		
8	335170	AR	101	Coupler nut		
9	NS	1	101	Hydr. pipe		
10	167268	2		"O" ring		
11	378841	1		Elbow		incl.fig.10
12	420826	1		Hydr. hose		incl.fig.10
13	420825	1		"T" union		
14	420827	1		Hydr. hose	incl.fig.16,17,18,19,20,22	
15	420727	1		Hydr. hose		
16	357077	3		Coupler nut		
17	357078	3		Ferrule		
18	356464	6		Hex. cap screw		
19	322357	12		Tooth lockwasher		
20	120229	6		Hex. cap screw		
21	337209	3		Elbow		
22	356427	3		Seal ring		
23	387505	1		Hydraulic pump		Breakdown see page 63
24	420536	1		Plate		
25	354297	1		Support		
26	100016	10		Hex. nut		
27	140045	10		Tooth lockwasher		
28	120110	8		Hex. cap screw		
29	332909	3		Washer		
30	420534	1		Support		
31	420529	1		Support		
32	420530	1		Support		
33	140083	1		Washer		
34	378244	8		Plain washer		
35	120111	10		Hex. cap screw		
36	230151	1		"V" belt	incl.fig.48 thru 51	
37	230044	1		"V" belt		
38	420544	2		"V" pulley		
39	140046	2		Tooth lockwasher		
40	322589	2		Hex. jam nut		
41	420538	1		Support plate		
42	120116	1		Hex. cap screw		
43	100037	2		Hex. nut		
44	160164	2		Hydr. hose		
45	150015	2		Ferrule		
46	100043	2		Coupler nut		
47	150090	2		Elbow		

Code 101 : 4801001 - 4802999
 51 : 4803001 -



HYDR. EQUIPMENT FOR HILL SIDE (REAR)
 EQUIPEMENT HYDR. POUR SYSTEME DE MISE A NIVEAU AUTOMATIQUE (COTE ARRIERE)
 HYDRAULISCHE AUSRÜSTUNG FÜR AUTOMATISCHE NIVELLIERUNG (HINTER SEITE)
 IMPIANTO IDRAULICO (LATO DI DESTRO)
 HYDR. UITRUSTING VOOR AUTOMATISCH NIVELEERSYSTEEM (ACHTERAAN)

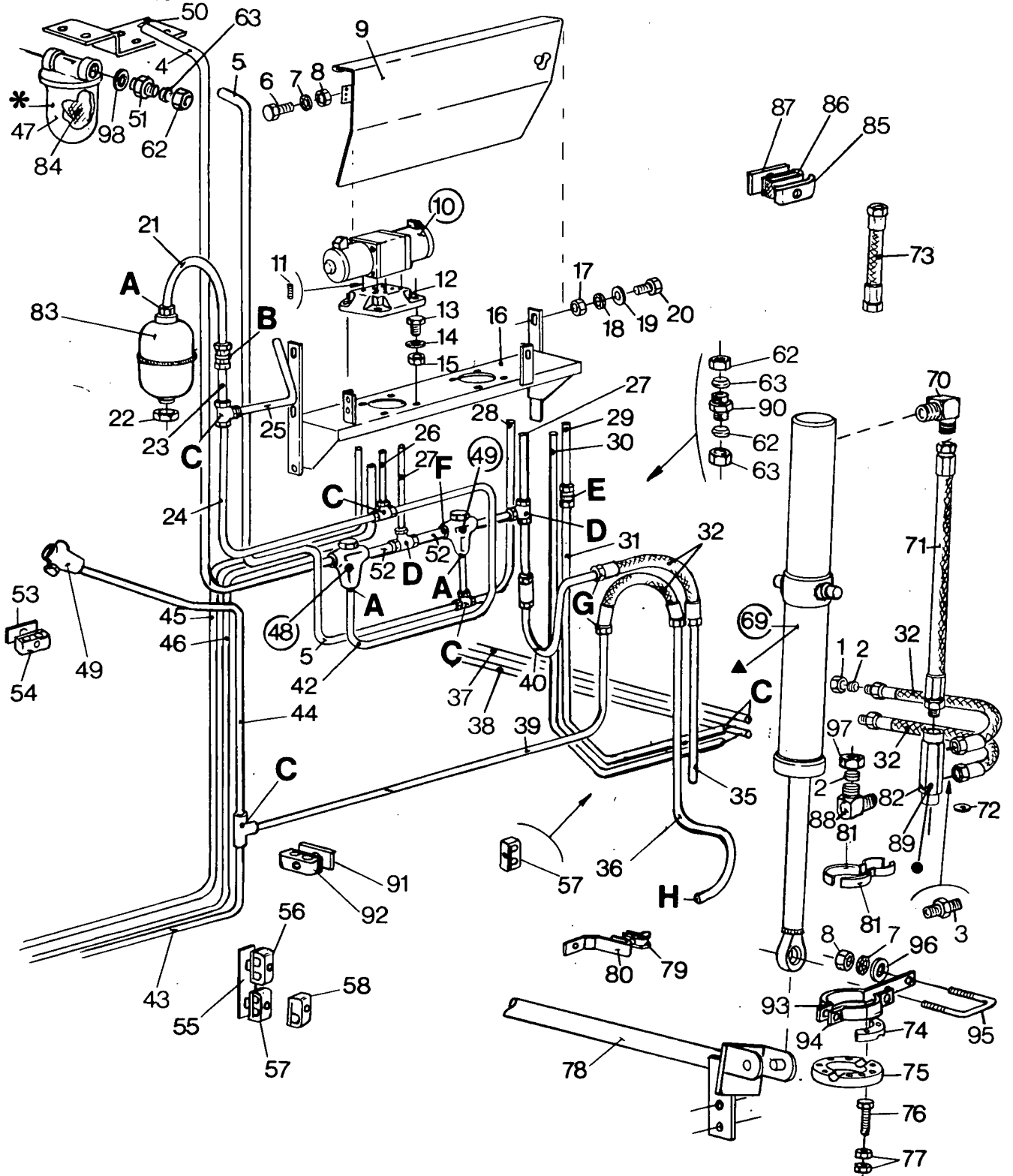
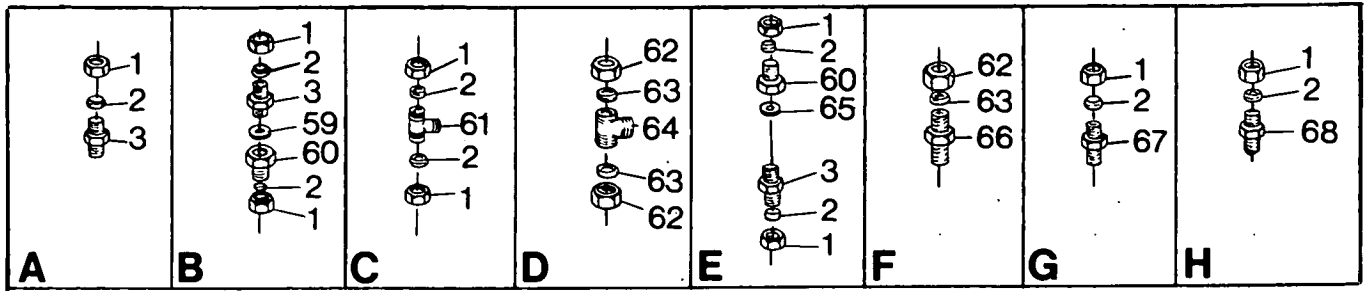
Fig.	Order Ref.	Qty.	Code	Description	N.B.
48	120162	6		Machine screw	
49	140210	12		Tooth lockwasher	
50	300434	6		Machine screw	
51	304967	3		Seal ring	
52	394168	1	101	Clamp	
53	420734	1	101	Support	
54	420681	1		Hydr. pump	See breakdown page 65
55	417006	2	51	Plug	
56	426679	1	51	Support	
57	337208	1	51	Elbow	incl. fig. 48 thru 51



HYDR. EQUIPMENT FOR HILL SIDE (REAR)
 EQUIPEMENT HYDRAULIQUE – NB. TYPE COTEAU (COTE ARRIERE)
 HYDRAULIKANLAGE – HANDMÄHDRESCHER (HINTERSEITE)
 IMPIANTO IDRAULICO (LATO DI DESTRO)
 HYDRAULISCHE UITRUSTING – HILLSIDE (ACHTERKANT)

Fig.	Order Ref.	Qty	Code	Description	N.B.
1	100043	AR		Coupler nut	
2	150015	AR		Ferrule	
3	395782	AR		Connector	
4	NS	1		Hydr. pipe	Ø18
5	NS	1		Hydr. pipe	Ø12
6	120100	4		Hex. cap screw	
7	322357	10		Tooth lockwasher	
8	100014	10		Hex. nut	
9	394746	1		Guard plate	<i>396746</i>
10	398747	2		Electromagnetic valve	Breakdown see page 59
11	120162	8		Screw	
12	398749	2		Coupler plate	
13	120112	8		Hex. cap screw	
14	140045	15		Tooth lockwasher	
15	100016	15		Hex. nut	
16	396737	1		Support	
17	100015	8		Hex. nut	
18	322358	8		Tooth lockwasher	
19	378243	8		Plain washer	
20	120161	8		Hex. cap screw	
21	NS	1		Hydr. pipe	Ø12
22	308823	1		Hex. jam nut	
23	NS	1		Hydr. pipe	Ø12
24	NS	1		Hydr. pipe	Ø12
25	NS	1		Hydr. pipe	Ø12
26	NS	1		Hydr. pipe	Ø12
27	NS	1		Hydr. pipe	Ø12
28	NS	1		Hydr. pipe	Ø18
29	NS	1		Hydr. pipe	Ø12
30	NS	1		Hydr. pipe	Ø12
31	NS	1		Hydr. pipe	Ø12
32	160164	6		Hydr. hose	Ø12
33	NS	1		Hydr. pipe	Ø12
34	NS	1		Hydr. pipe	Ø12
35	NS	1		Hydr. pipe	Ø12
36	NS	1		Hydr. pipe	Ø12
37	NS	1		Hydr. pipe	Ø12
38	NS	1		Hydr. pipe	Ø12
39	NS	1		Hydr. pipe	Ø12
40	NS	1		Hydr. pipe	Ø12
41	NS	1	101	Hydr. pipe	Ø12
42	NS	1		Hydr. pipe	Ø12
43	NS	1		Hydr. pipe	Ø12
44	NS	1		Hydr. pipe	Ø18
45	NS	1		Hydr. pipe	Ø12
46	NS	1		Hydr. pipe	Ø12
47	420545	1		Oil filtre compl.	incl.fig. 84 *
48	420773	1		Valve - compl. 180 bar.	Breackdown see page 61

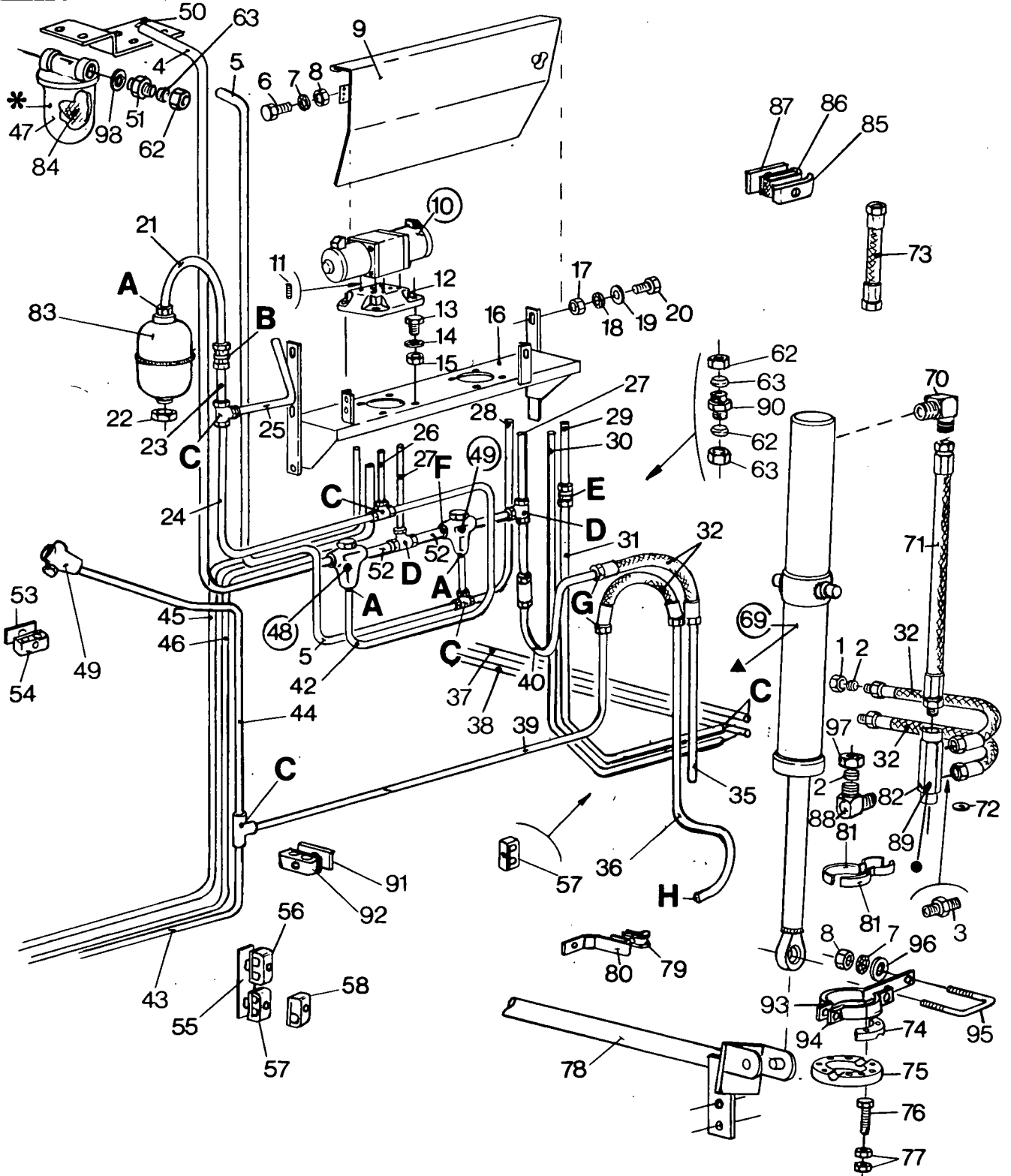
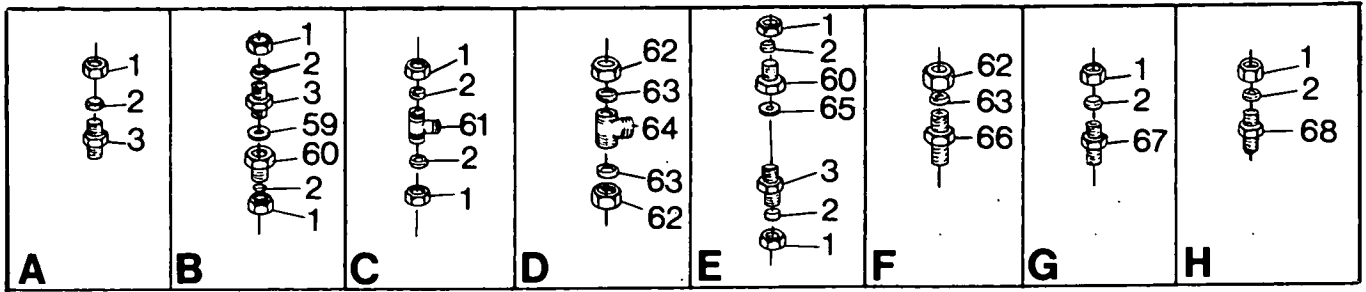
Code 101 : 4801001 - 4802999 NS = Nicht lieferbar - Sehen Sie Parts Bulletin 496787
 NS = Not serviced - See parts bulletin 496787 NS = Niet leverbaar - Zie parts bulletin 496787
 NS = Non livrable - Voir parts bulletin 496787



HYDR. EQUIPMENT FOR HILL SIDE (REAR)
 EQUIPEMENT HYDRAULIQUE – NB. TYPE COTEAU (COTE ARRIERE)
 HYDRAULIKANLAGE – HANDMÄHDRESCHER (HINTERSEITE)
 IMPIANTO IDRAULICO (LATO DI DESTRO)
 HYDRAULISCHE UITRUSTING – HILLSIDE (ACHTERKANT)

Fig.	Order Ref.	Qty.	Code	Description	N.B.
49	398746	2		Valve compl. - 147 bar	Breakdown see page 61
50	426647	1		Support	
51	426627	2		Connector	Ø18
52	420737	2		Hydr. pipe	
53	397645	1		Plat	
54	394176	1		Clamp	
55	411049	1		Support	
56	394173	2		Clamp	
57	394174	2		Clamp	
58	394166	1		Clamp	
59	364231	1		Orifice plate	
60	396421	2		Nipple	
61	150019	AR		"T" connector	incl.fig. ▲ Breakdown see page 61
62	335170	AR		Coupler nut	
63	335168	AR		Ferrule	
64	379431	AR		"T" connector	
65	420815	1		Orifice plate	
66	394373	AR		Connector	
67	150018	AR		Connector	
68	397977	AR		Connector	
69	398758	2	101	Hydr. cylinder	
	425824	2	51	Hydr. cylinder	
70	418285	3	101	Elbow	Right-hand under
	426644	3	51	Elbow	
71	419776	2	101	Hydr. hose	
	426675	2	51	Hydr. hose	
72	399298	2		Orifice plate	
73	419779	1	101	Hydr. hose	
	426459	1	51	Hydr. hose	
74	399857	8		Bearing half	
75	398757	2		Bearing half	
76	120073	16		Hex. cap screw	
77	100016	32		Hex. nut	incl.fig. ● 89
78	396946	1	101	Support	
	426482	1	51	Support	
79	335021	2	101	Clamp	
80	420506	1	101	Support	
81	418504	8	101	Clamp	
82	398755	2	101	Spervalue	
	362938	2	51	Spervalue	
83	398262	1		Accumulator	
84	421024	1		Filtre element	
★	421023	1		Seal set	
▲	423356	1		Seal kit	
85	487046	1	51	Holder	
86	353362	2	51	Protections	
87	321296	1	51	Support	
88	426645	4	51	Connector	

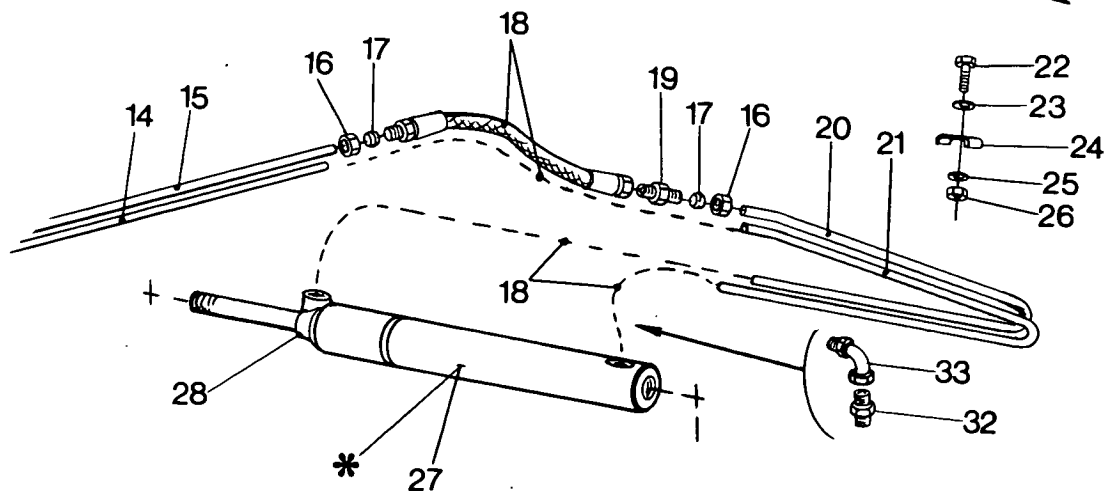
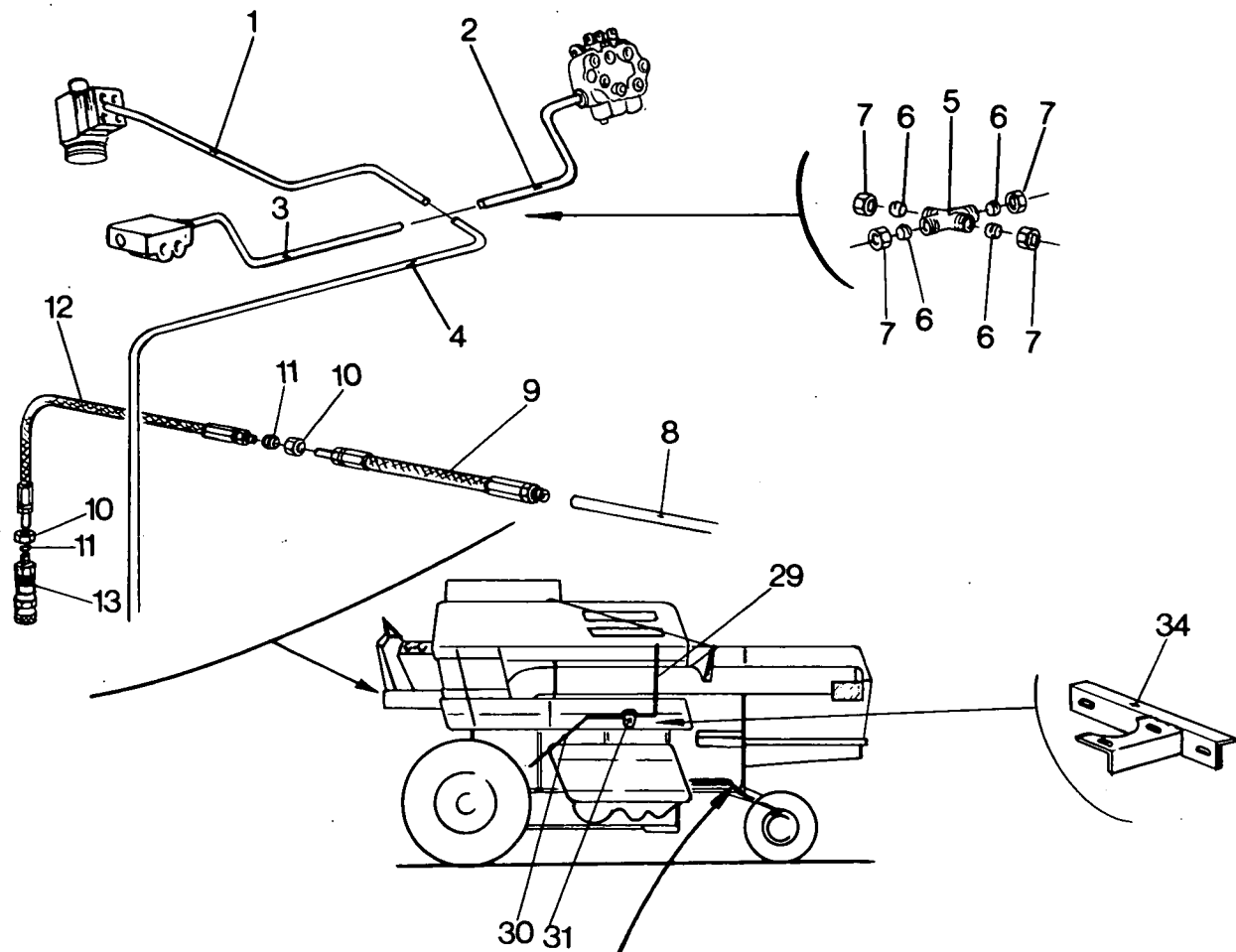
Code 101 : 4801001 - 4802999
 51 : 4803001 -



HYDR. EQUIPMENT FOR HILL SIDE (REAR)
 EQUIPEMENT HYDRAULIQUE – NB. TYPE COTEAU (COTE ARRIERE)
 HYDRAULIKANLAGE – HANDMÄHDRESCHER (HINTERSEITE)
 IMPIANTO IDRAULICO (LATO DI DESTRO)
 HYDRAULISCHE UITRUSTING – HILLSIDE (ACHTERKANT)

Fig.	Order Ref.	Qty.	Code	Description	N.B.
89	426645	4	51	Connector	
90	394374	1	51	Connector	
91	424876	1	51	Plate	
92	394174	1	51	Clamp	
93	426649	2	51	Clamp	
94	426650	2	51	Clamp	
95	426646	2	51	Clamp	
96	140015	2	51	Washer	
97	376545	1	51	Coupler nut	
98	412139	2		Seal ring	

Code 101 : 4801001 - 4802999
 51 : 4803001 -

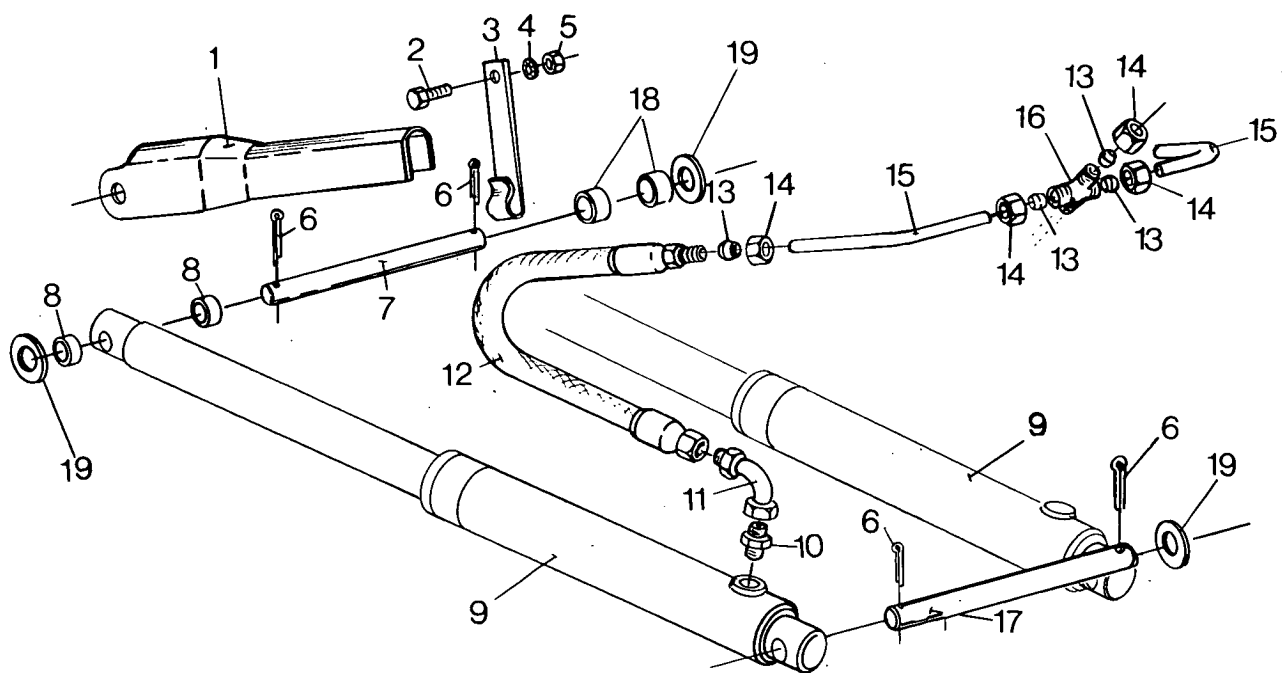


SPECIFIC PARTS – HYDRAULIC – HILLSIDE
PIECES SPECIFIQUES – HYDRAULIQUE – M.B. TYPE COTEAU
SPEZIFISCHE TEILE – HYDRAULIK – HANGMÄHDRESCHER
PEZZI SPECIFICHI – IMPIANTO IDRAULICO
SPECIFIEKE DELEN – HYDRAULISCH

Fig.	Order Ref.	Qty.	Code	Description	N.B.
1	NS	1		Hydr. pipe	
2	NS	1		Hydr. pipe	
3	NS	1		Hydr. pipe	
4	NS	1		Hydr. pipe	
5	410664	1		Connector	
6	335168	AR		Ferrule	
7	335170	AR		Coupler nut	
8	NS	1		Hydr. pipe	
9	350302	1	101	Hydr. hose	
	424524	1	51	Hydr. hose	
10	335135	AR		Coupler nut	
11	335136	AR		Ferrule	
12	335005	1	101	Hydr. hose	
	424525	1	51	Hydr. hose	
13	362452	1		Coupling	
14	NS	1		Hydr. pipe	
15	NS	1		Hydr. pipe	
16	100043	AR		Coupler nut	
17	150014	AR		Ferrule	
18	338009	4		Hydr. hose	
19	150017	4		Connector	
20	NS	1		Hydr. pipe	
21	NS	1		Hydr. pipe	
22	120100	4		Hex. cap screw	
23	140015	4		Plain washer	
24	394173	4		Clamp	
25	322357	4		Tooth lockwasher	
26	100014	4		Hex. nut	
27	394600	1		Hydr. steering cyl.	incl.fig.28 *
28	396501	1		Bushing	
*	396503	1		Seal kit	
29	NS	1		Hydr. pipe	
30	NS	1		Hydr. pipe	
31	420545	1		Oil filtre	For breakdown see page 2
32	395019	1		Connector	
33	418284	1		Elbow	
34	420731	1		Support	

NS = Not serviced - See parts letter 496487
 NS = Non livrable - Voir parts letter 496487
 Code 101 : 4801001 - 4802999

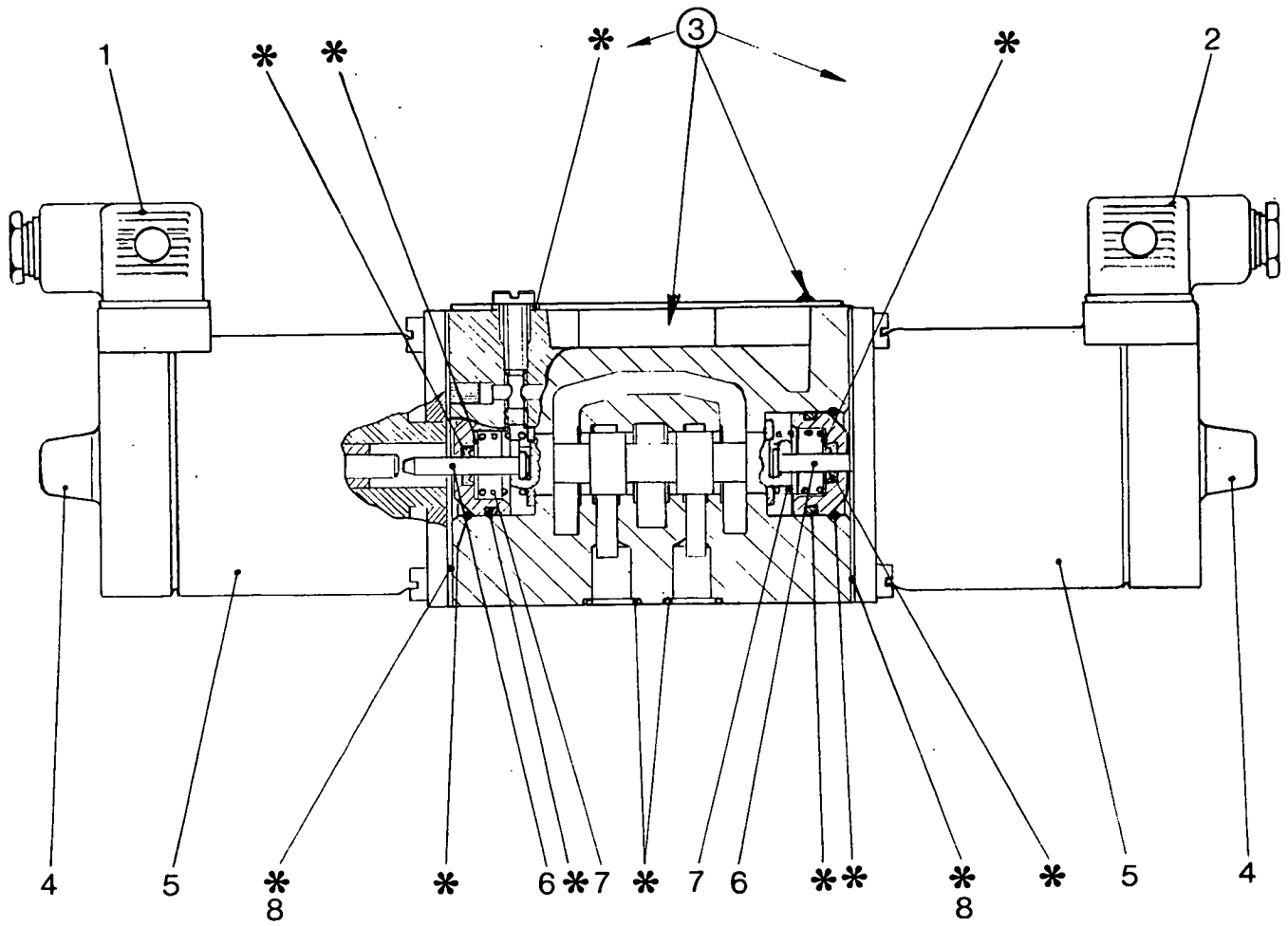
NS = Nicht lieferbar - Sehen Sie Parts letter 496487
 NS = Niet leverbaar - Zie parts letter 496487
 51 : 4803001 -



SAFETY SYSTEM FOR HEADER
 SYSTEME DE SECURITE POUR TABLIER DE COUPE
 SICHERHEITSSYSTEM FÜR SCHNEIDWERK
 SISTEMA DE SEGURIDAD PARA TABLERO DE CORTE
 VEILIGHEIDSYSTEEM VOOR MAAIBORD

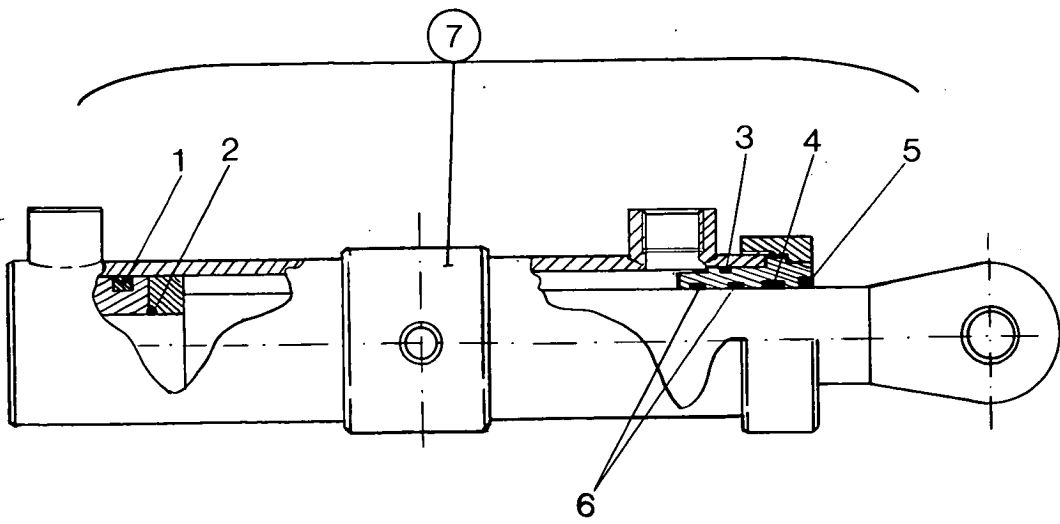
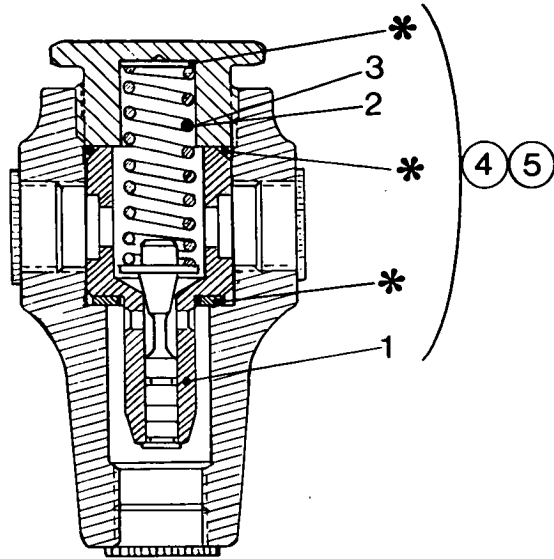
Fig.	Order Ref.	Qty.	Code	Description	N.B.
1	354679	1		Lock	
2	120100	1		Hex. cap screw	
3	332672	1		Spring plate	
4	322357	1		Tooth lockwasher	
5	100014	1		Hex. cap screw	
6	130014	2		Cotter pin	
7	423761	1		Pivot shaft	
8	332673	2		Spacer ring	
9	335028	3	100	Hydr. cylinder	Breakdown see parts - Catalogue 496817 Breakdown see parts - Catalogue 496817
	421869	3	50	Hydr. cylinder	
10	395782	2		Connector	
11	418285	3	101	Elbow	
12	160164	3		Hydr. hose	
13	150015	AR		Ferrule	
14	100043	AR		Coupler nut	
15	NS	2		Hydr. pipe	
16	410624	1		"T" connector	
17	426685	1		Pivot pin	
18	321603	4		Spacer ring	
19	140103	4		Washer	

NS = Not serviced - See parts letter 496487 (- For the rest of the parts see parts. Catalogue.)
 NS = Non livrable - Voir parts letter 496487 Code 101 : 4801001 - 4802999
 NS = Nicht lieferbar - Sehen Sie Parts letter 496487 100 : 4801001 - 4801999
 NS = Niet leverbaar - Zie parts letter 496487 51 : 4802001 -



ELECTROMAGNETIC VALVE
VALVE ELECTROMAGNETIQUE
ELECTROMAGNETISCHES VENTIL
VALVOLA ELECTROMAGNETICA
ELECTROMAGNETISCHE KLEP

Fig.	Order Ref.	Qty.	Code	Description	N.B.
1	418472	1		Connector	Grey Black Compl. - incl.all fig.
2	418473	1		Connector	
3	398747	1		Valve elctromagnetic	
4	418475	2		Protection cap	
5	418443	2		Pushing electromagnet	
6	418476	2		Tappet	
7	418478	2		Spring	
8	418477	2		Seal	
*	418471	1		Seal Repair kit	



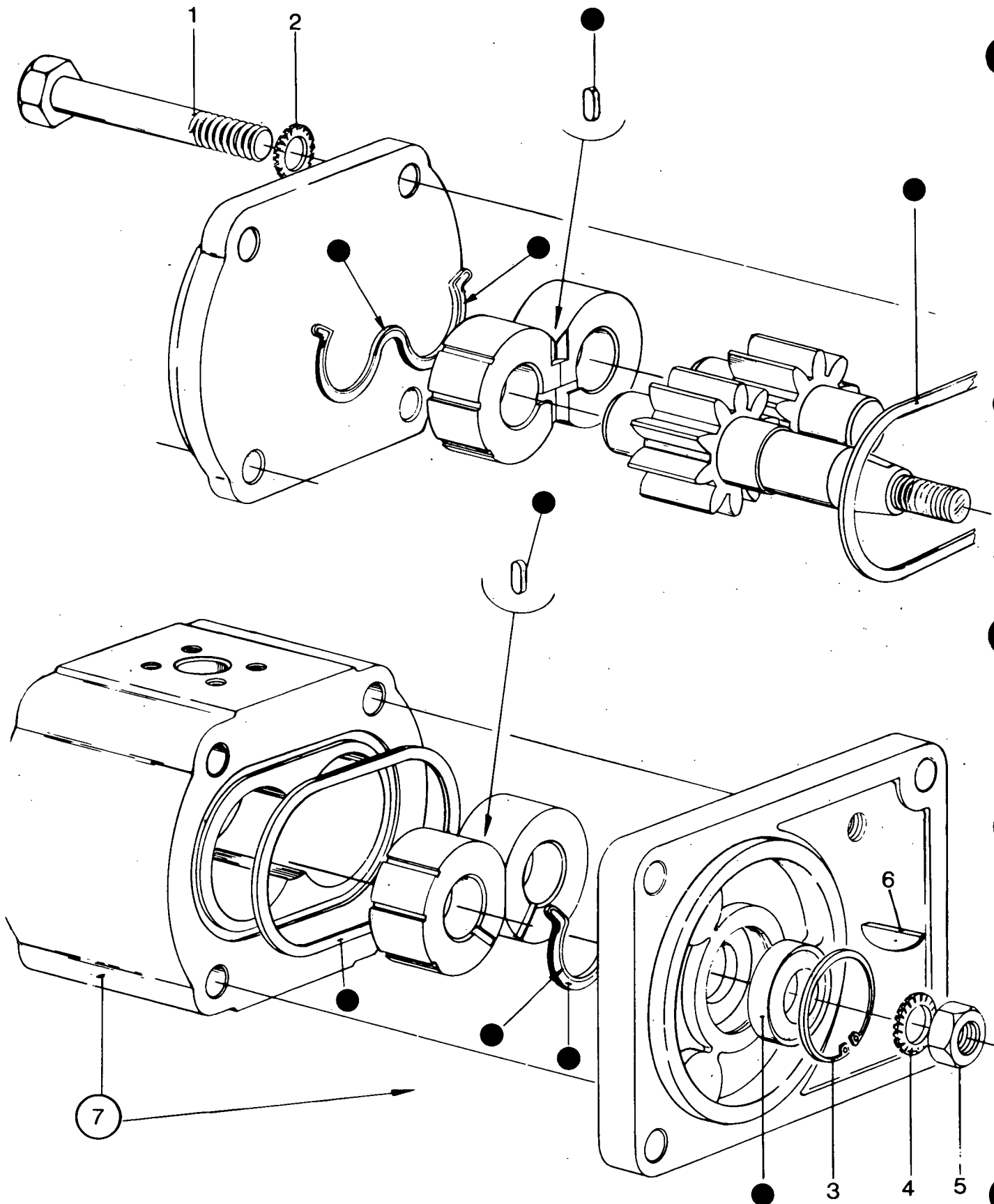
**PRESSURE RELIEF VALVE
 LIMITEUR DE PRESSION
 DRUCKBEGRENZUGNSVENTIL
 VALVOLA DI SOPRA PRESSIONE
 OVERDRUKKLEP**

Fig.	Order Ref.	Qty.	Code	Description	N.B.
1	418581	1		Valve insert	only for valve 147 bar only for valve 180 bar incl.fig. 1,3, * 180 bar incl.fig.1,2, * 147 bar
2	418582	1		Spring	
3	421022	1		Spring	
4	420773	1		Relief valve	
5	398746	1		Relief valve	
*	418580	1		Seal repair kit	

**HYDR. CYLINDER REAR
 VERIN HYDRAULIQUE ARRIERE
 HYDROZYLINDER HINTEN
 MARTINETTO IDRAULICO DI DIETRO
 HYDRAULISCH CYLINDER ACHTERAAN**

Fig.	Order Ref	Qty	Code	Description	N.B.
1	428249	1	51	Seal ring -	1- GOM 275196. X 1- 220 OR. V 1- 332 OR X 2- GD/WR 48. 1- B 23 71 86 X 1- WRS 18823B. incl. all fig. * mcl. fig 1 thru 6
2	428248	1	51	"O" ring	
3	428247	1	51	"O" ring	
4	428246	1	51	Seal ring	
5	428245	1	51	Seal ring	
6	428244	1	51	Seal ring	
7	425824	1	51	Hydr. cyl.	
<div style="border: 1px solid black; padding: 5px; display: inline-block;">476327</div>				<div style="border: 1px solid black; border-radius: 50%; padding: 10px; display: inline-block; text-align: center;">NS</div>	<div style="border: 1px solid black; padding: 5px; display: inline-block;">Seal Kit</div>

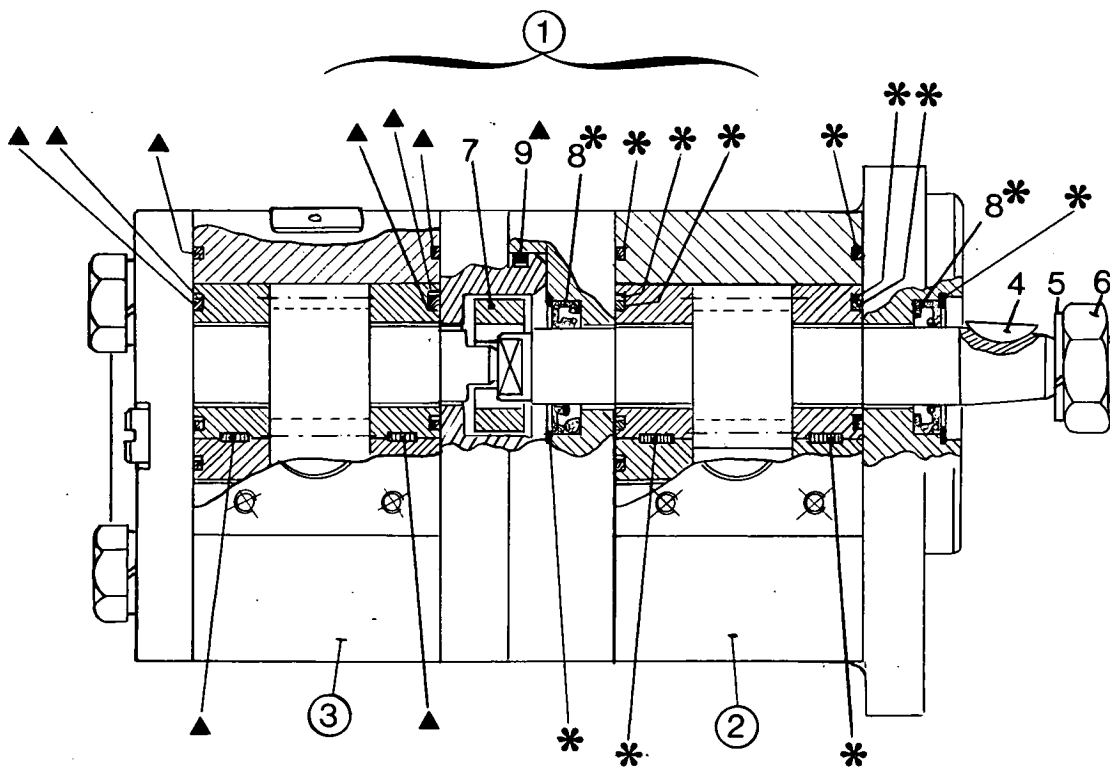
Code 51 : 4803001 -



HYDRAULIC PUMP
 POMPE HYDRAULIQUE
 HYDRAULIKPUMPE
 POMPA IDRAULICA
 HYDRAULISCHE POMP

SINGLE

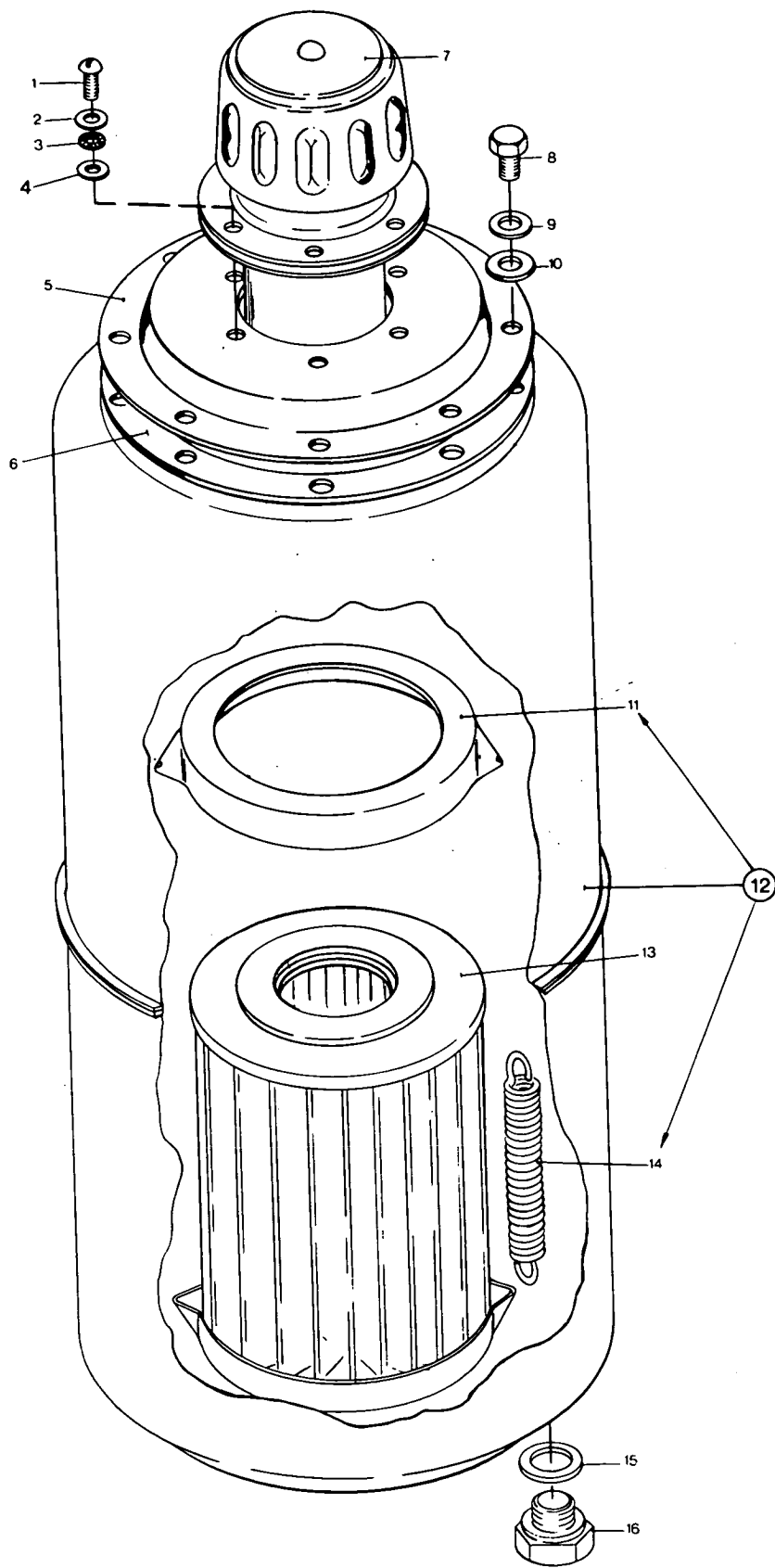
Fig.	Order Ref.	Qty.	Code	Description	N.B.
1	355690	4		Hex. cap screw	incl.fig.1 thru 6 and ●
2	140045	4		Tooth lockwasher	
3	355687	1		Snap ring	
4	140046	1		Tooth lockwasher	
5	322589	1		Hex. jam nut	
6	388250	1		Woodruff key	
7	387505	1		Hydraulic pump	
●	387506			Seal kit	



HYDRAULIC PUMP
 POMPE HYDRAULIQUE
 HYDRAULIKPUMPE
 POMPA IDRAULICA
 HYDRAULISCHE POMP

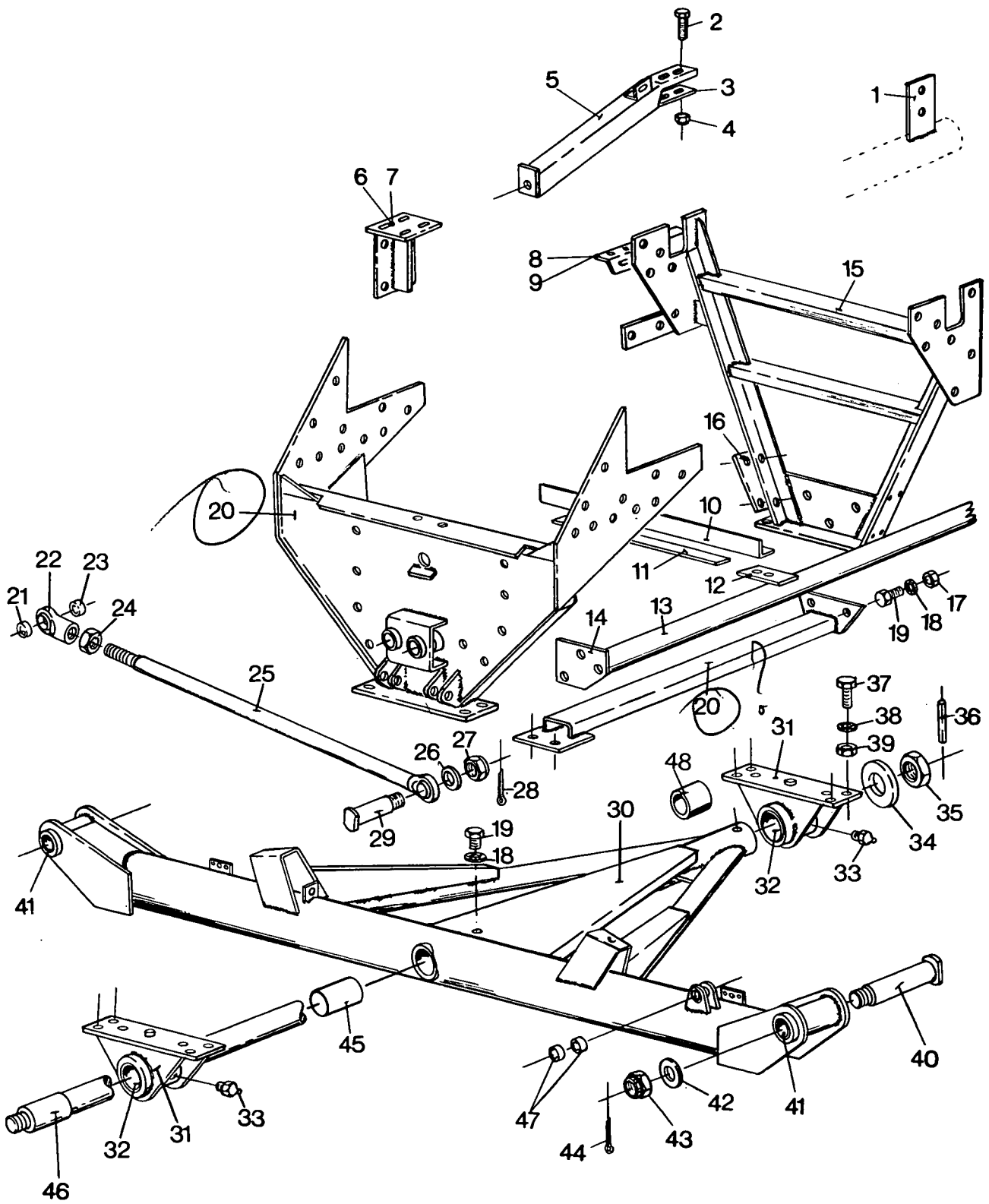
DOUBLE

Fig.	Order Ref.	Qty.	Code	Description	N.B.
1	420681	1		Hydraulic pump compl.	incl. all fig.
2	421135	1		Hydraulic pump (front)	incl.fig.4,5,6,8,*
3	421136	1		Hydraulic pump (rear)	incl.fig.7,9,▲
4	388250	1		Woodruff key	
5	140046	1		Tooth lockwasher	
6	322589	1		Hex. jam nut	
7	418848	1		Disque	
8	418846	2		Seal ring	
9	327187	1		Seal ring	
*	387506	1		Seal kit	(pump front)
▲	418849	1		Seal kit	(pump rear)



RESERVOIR & FILTER
 RESERVOIR & FILTRE
 ÖLBEHALTER & FILTRE
 SERBATOIO OLIO
 OIL TANK & FILTER

Fig.	Order Ref.	Qty.	Code	Description	N.B.
1	120098	6		Hex. cap screw	
2	373817	6		Seal washer	
3	140014	6		Washer	
4	322356	6		Plain washer	
5	374904	1		Cover	
6	373815	1		Seal ring	
7	425336	1		Filter element	Only for the small reservoir
	426639	1		Filter element	Only for the large reservoir
8	120099	8		Hex. cap screw	
9	140015	8		Washer	
10	373816	8		Seal washer	
11	372198	1		Filter retainer cap	
12	378856	1		Reservoir - small	incl.fig.11,14
	426638	1		Reservoir - large	incl.fig.11,14
13	398897	1		Filtre	with anti cavitation valve - small reservoir
	355677	1		Filtre	Only for the large reservoir
14	379807	2		Tension spring	
15	220049	2		Seal washer	
16	366298	1		Plug	

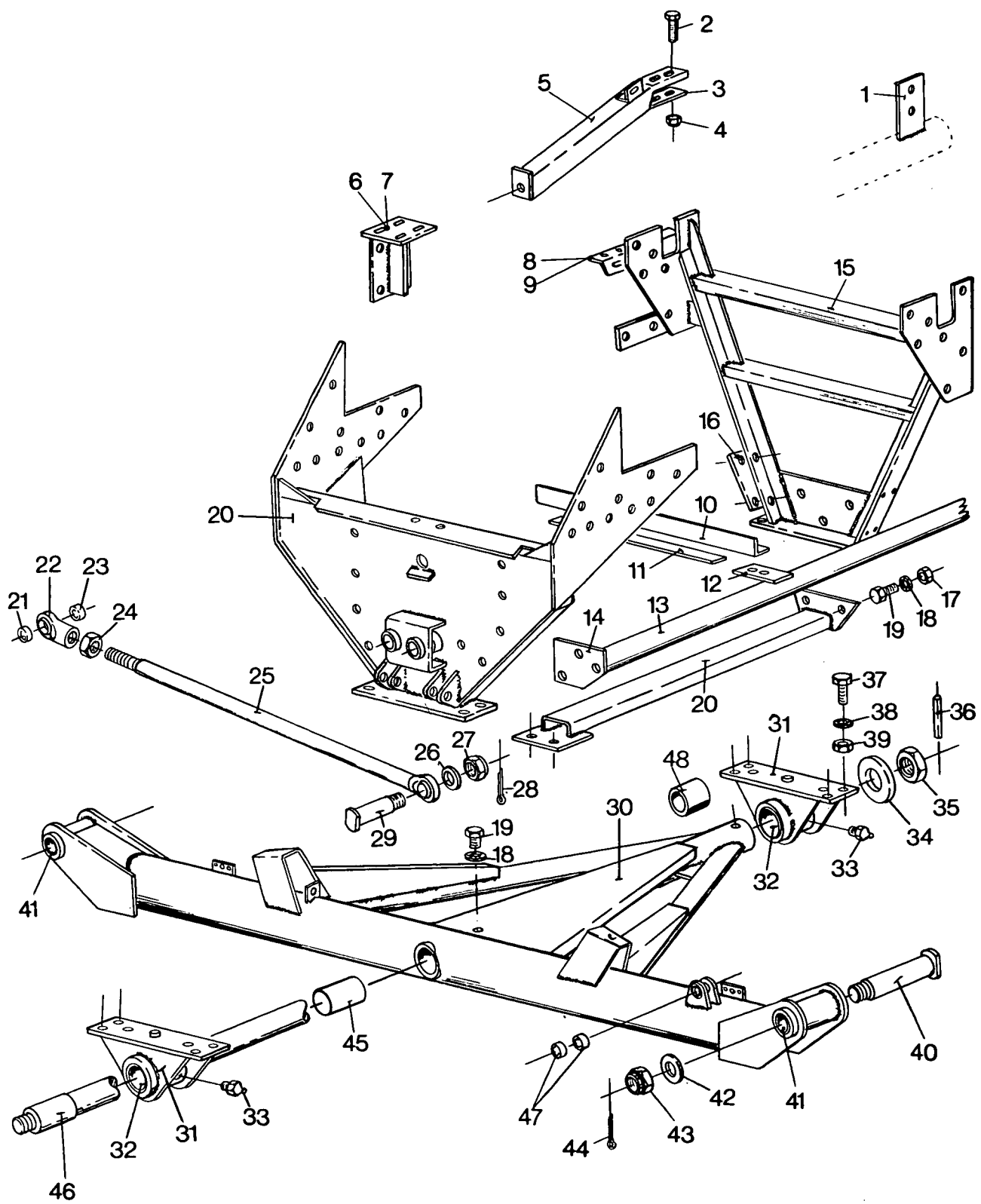


TRACTION WHEEL SUSPENSION
 SUSPENSION POUR LES ROUES MOTRICES
 AUFHÄNGUNG FÜR ANTRIEBSRÄDER
 SOSPENSIONE PER RUOTE MOTRICI
 OPHANGING VOOR TRAKTIEWIELEN

Fig.	Order Ref.	Qty	Code	Description		N.B.
1	397547	2		Support		
2	120127	12		Hex. cap screw		
3	333304	1		Plat		
4	100039	13		Hex. nut		
5	396725	1		Support		
6	410581	1		Support		Right-hand
7	399843	1		Support		Left-hand
8	396988	1		Angle		Right-hand
9	396947	1		Angle		Left-hand
10	398208	1	103	Angle		
11	385939	1	103	Plat		
12	398215	2	103	Support		
	432221	1	53	Support		
13	398211	2		Pipe		
14	398144	2		Plate		
15	396953	1		Support		
16	398212	2		Plate		
17	337475	8		Hex. nut		
18	140046	10		Tooth lockwasher		
19	120120	5		Hex. cap screw		
20	398159	1	101	Support		
	397087	1	51	Support		
21	397878	2		Bushing		
22	397554	2		Ball hinge		
23	398274	2		Bushing		
24	397557	2		Hex. jam nut		
25	398251	2		Rod		
26	321646	4		Washer		
27	398276	4		Hex. lock nut		
28	130012	4		Cotter pin		
29	398275	2	103	Pin		
	432362	2	53	Pin		
30	419440	1	101	Frame		
	426261	1	51	Frame		
31	419442	2		Bearing - housing		incl.fig.32
32	397585	4		Bushing		
33	321204	4		Grease fitting		
34	398142	2		Washer		
35	358886	2		Hex. jam nut		
36	326207	2		Roll pin		
37	120090	10		Hex. cap screw		
38	140048	12		Tooth lockwasher		
39	100020	12		Hex. nut		
40	397652	2		Shaft		
41	388253	4		Bushing		
42	327802	2		Washer		
43	390822	2		Hex. lock nut		

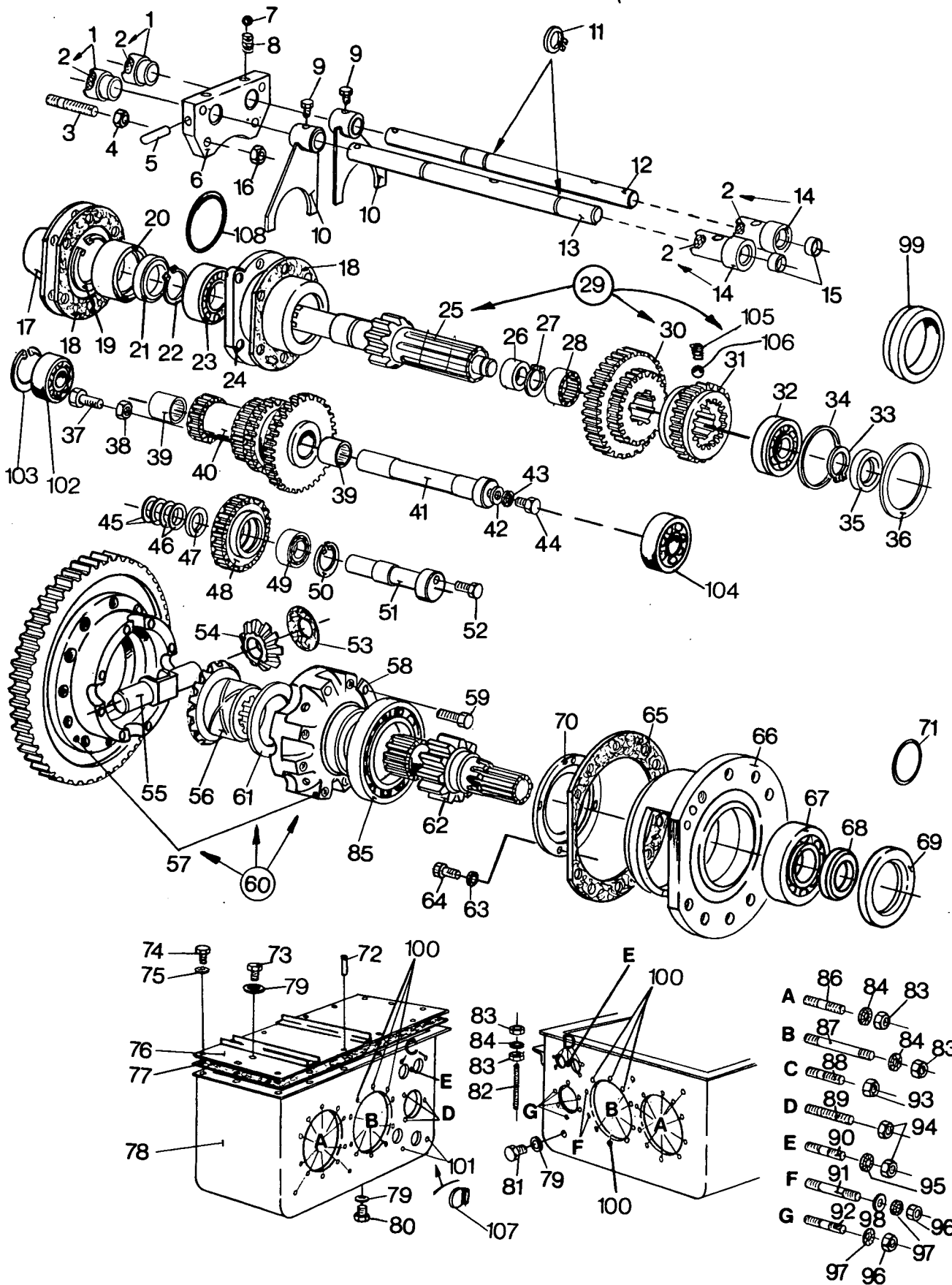
Code 101 : 4801001 - 4802999
 51 : 4803001 -

103 : 4801001 - 4804999
 53 : 4805001 -



TRACTION WHEEL SUSPENSION
SUSPENSION POUR LES ROUES MOTRICES
AUFHÄNGUNG FÜR ANTRIEBSRÄDER
SOSPENSIONE PER RUOTE MOTRICI
OPHANGING VOOR TRAKTIEWIELEN

Fig.	Order Ref.	Qty	Code	Description		N.B.
44	130016	2		Cotter pin		
45	396732	2		Bushing		
46	397653	2	101	Shaft		
	426260	2	51	Shaft		
47	419354	2		Bushing		
48	426259	1	51	Bushing		
Code 101 : 4801001 - 4802999 51 : 4803001 -						



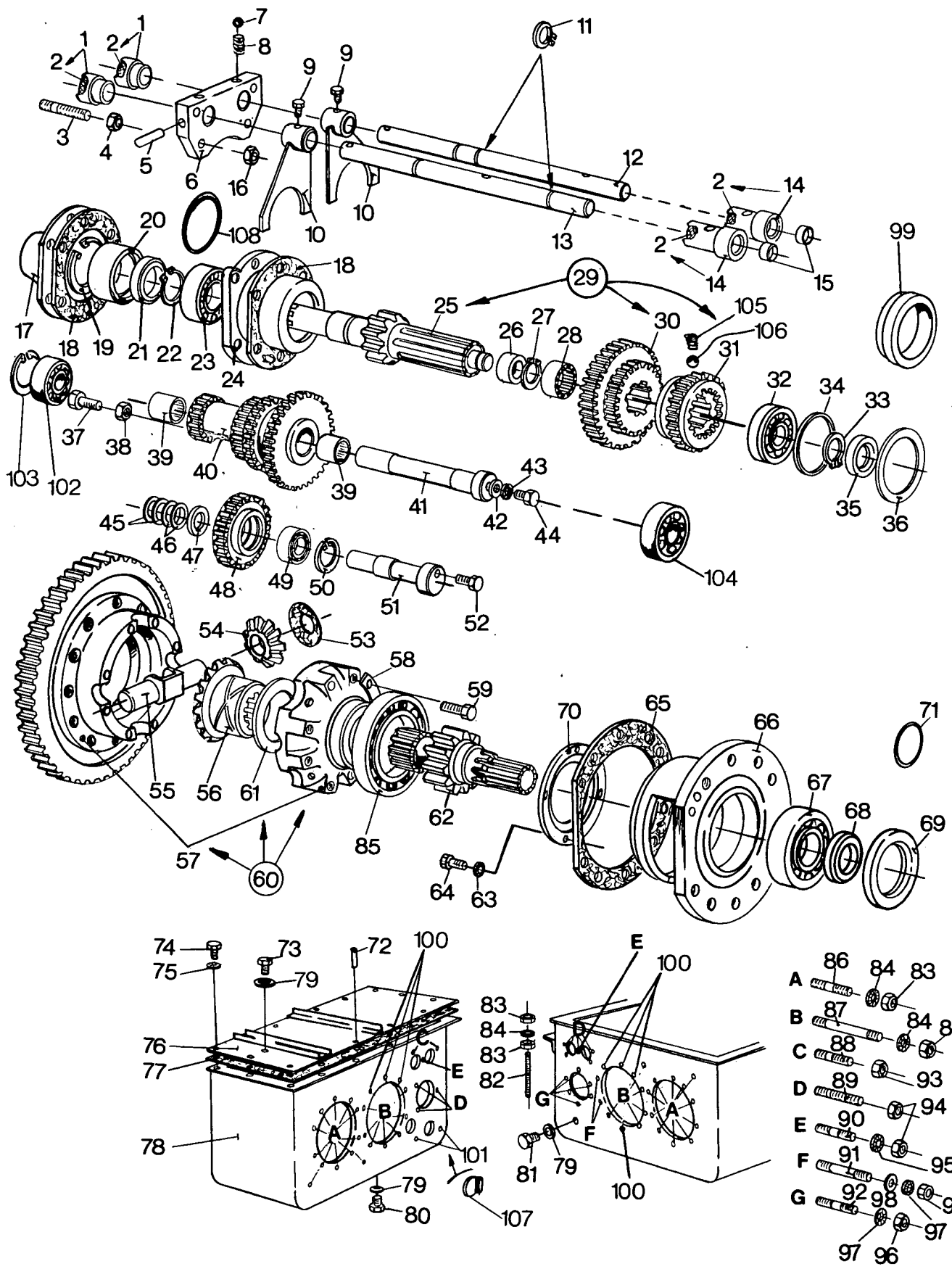
**GEARBOX
BOITE DE VITESSE
SCHALTGETRIEBE
SCATOLA CAMBIO VELOCITA
VERSNELLINGSBAK**

Fig.	Order Ref.	Qty	Code	Description	N.B.
1	362464	2		Bearing bushing	incl.fig.2
2	210025	6		Bushing	
3	110022	4		Stud	
4	100016	4		Hex. nut	
5	482284	1		Pin	
6	321315	1		Block	
7	210006	2		Ball	
8	300035	2	101	Spring	
	180012	2	51	Spring	
9	120151	2		Set screw	
10	371035	2		Fork	
11	370001	2		Snap ring	
12	417351	1		Shaft	
13	364957	1		Shaft	2nd and 3rd 1st and reverse incl.fig.2
14	323221	2		Bearing bushing	
15	310022	2		Plug	
16	100037	4		Hex. lock nut	
17	321992	1		Cover	
18	420462	4		Gasket	
19	300633	1		Snap ring	
20	321942	1	101	Spacer bushing	
	425468	1	51	Spacer bushing	
21	321952	1	101	Seal ring	
	394994	1	51	Seal ring	
22	370006	1		Snap ring	
23	210056	1	101	Ball bearing	
	323327	1	51	Ball bearing	
24	321312	1		Bearing flange	
25	NS	1		Shaft	
26	423913	1		Inner ring	
27	370002	1		Snap ring	
28	432914	1		Outer ring	
29	432923	1		Shaft with double gear	
30	NS	1		Double gear	25-26-27-30-31
31	NS	1		Gear	
32	355909	1	101	Ball bearing	
	423273	1	51	Ball bearing	
33	370004	1		Snap ring	
34	330205	1	101	Ring	
35	220019	1		Seal ring	
36	322066	2	101	Sealing	
	426164	2	51	Sealing	
37	321716	2	101	Hex. cap screw	
38	337475	2	101	Hex. nut	
39	418080	2	101	Needle bearing	
40	418109	1	101	Clutster	incl.fig.59
	411208	1	51	Clutster gear	

Code 101 : 4801001 - 4820999
51 : 4803001 -

NS : Not serviced

NEW DESCRIPTION

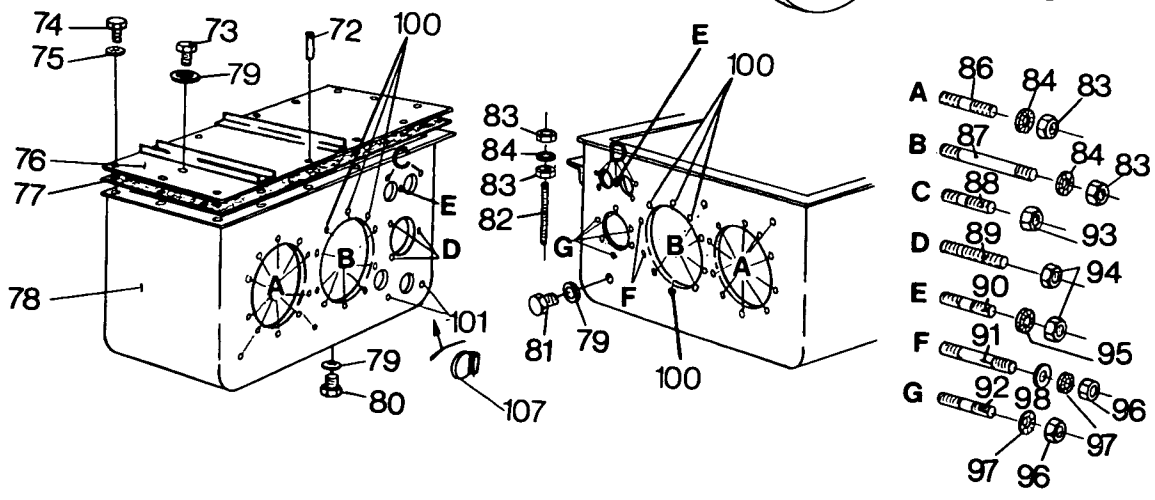
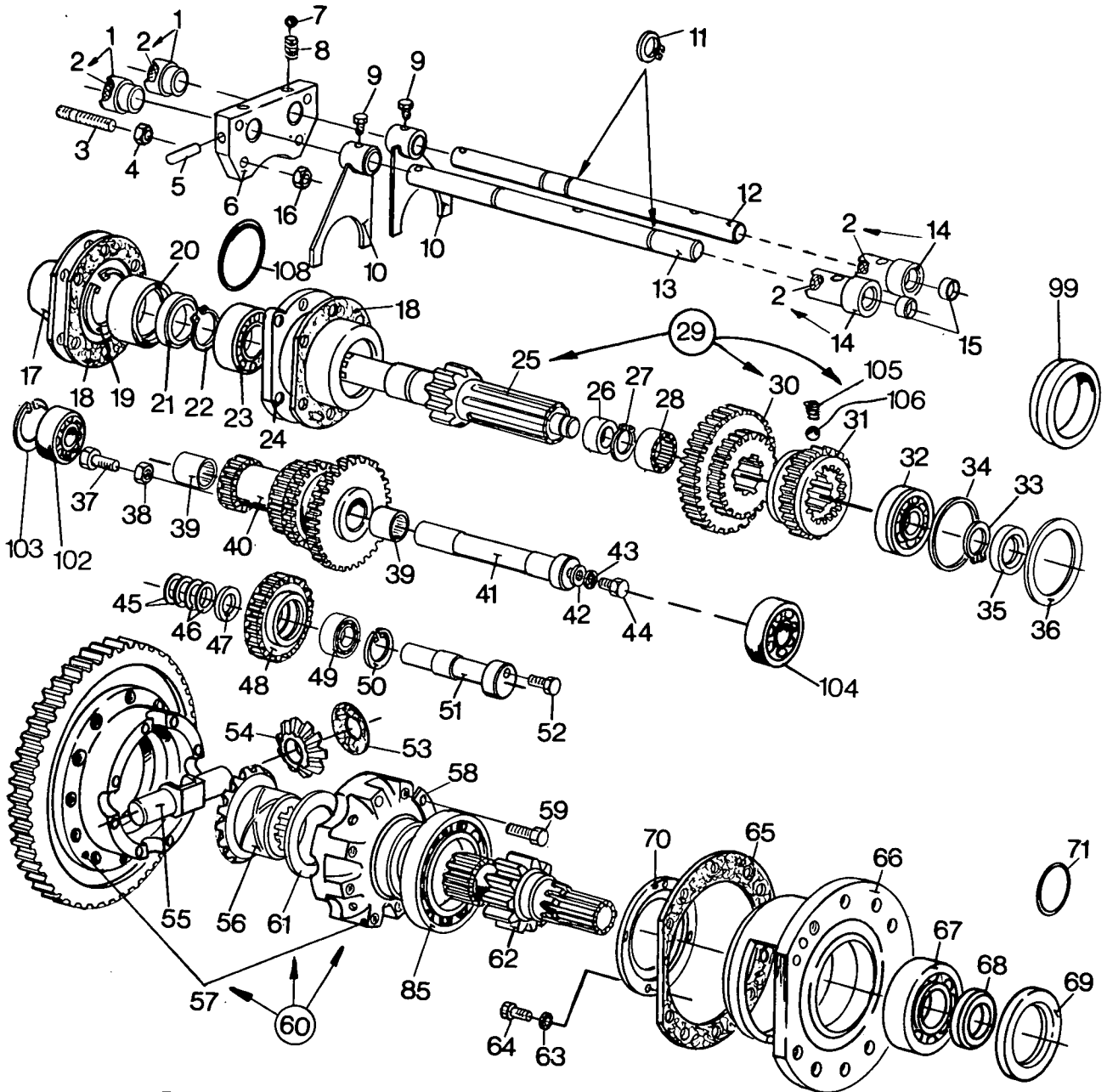


GEARBOX
BOITE DE VITESSE
SCHALTGETRIEBE
SCATOLA CAMBIO VELOCITA
VERSNELLINGSBAK

Fig.	Order Ref.	Qty	Code	Description	N.B.
41	418001	1	101	Shaft	
42	140041	1	101	Washer	
43	322358	1	101	Tooth lockwasher	
44	120161	1	101	Hex. cap screw	
45	140229	AR	101	Shim	0,5 mm
46	332966	AR	101	Shim	0,25 mm
47	327966	1	101	Ring	
48	330257	1	101	Gear	
49	210035	1	101	Ball bearing	
50	370011	1	101	Snap ring	
51	330249	1	101	Shaft	
52	120103	1	101	Hex. cap screw	
53	210014	4		Dished washer	
54	410006	4		Pinion	
55	410007	2		Shaft	
56	410034	2		Planet pinion	
57	327259	1		Differential housing	(Matched set incl. both halves)
58	331649	4		Lock plate	
59	120073	8		Hex. cap screw	
60	330252	1		Differential assy	incl.fig.53 through 61
61	210013	2		Thrust ring	
62	398753	2		Shaft	
63	140160	8		Tooth lockwasher	
64	120104	8		Hex. cap screw	
65	420393	2		Gasket	
66	398822	2	101	Flange	
	426169	1	51	Flange	
67	418356	2		Ball bearing	
68	200038	2		Ring	
69	220021	2		Seal ring	
70	398826	2		Thrust ring	
71	510120	2		O-ring	
72	330235	2	101	Lock pin	
	379263	4	51	Lock pin	
73	450001	1	101	Plug	
	398136	1	51	Plug	
74	120111	12		Hex. cap screw	
75	140045	12		Tooth lockwasher	
76	335304	1	101	Cover	
	397565	1	51	Cover	
77	220044	1	101	Gasket	
	379278	1	51	Gasket	
78	334045	1	101	Gearbox	
	420171	1	101	Gearbox	
	432220	1	53	Gearbox	
79	220025	2		Washer	
80	336897	1		Magnetic plug	

Code 101 : 4801001 - 4802999
51 : 4803001 -
53 : 4805001 -

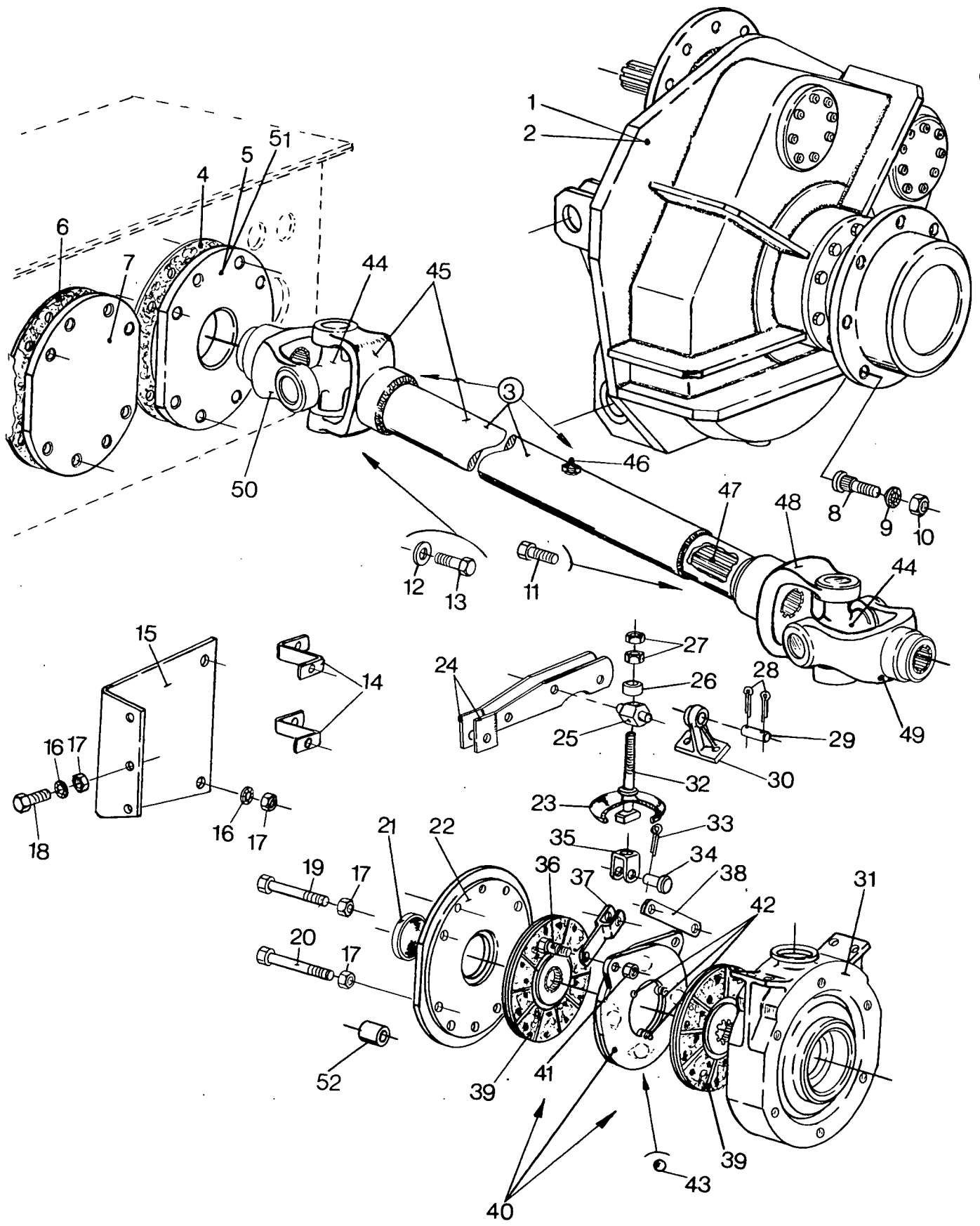
151 : 4803001 - 4804999



GEARBOX
BOITE DE VITESSE
SCHALTGETRIEBE
SCATOLA CAMBIO VELOCITA
VERSPELLINGSBAK

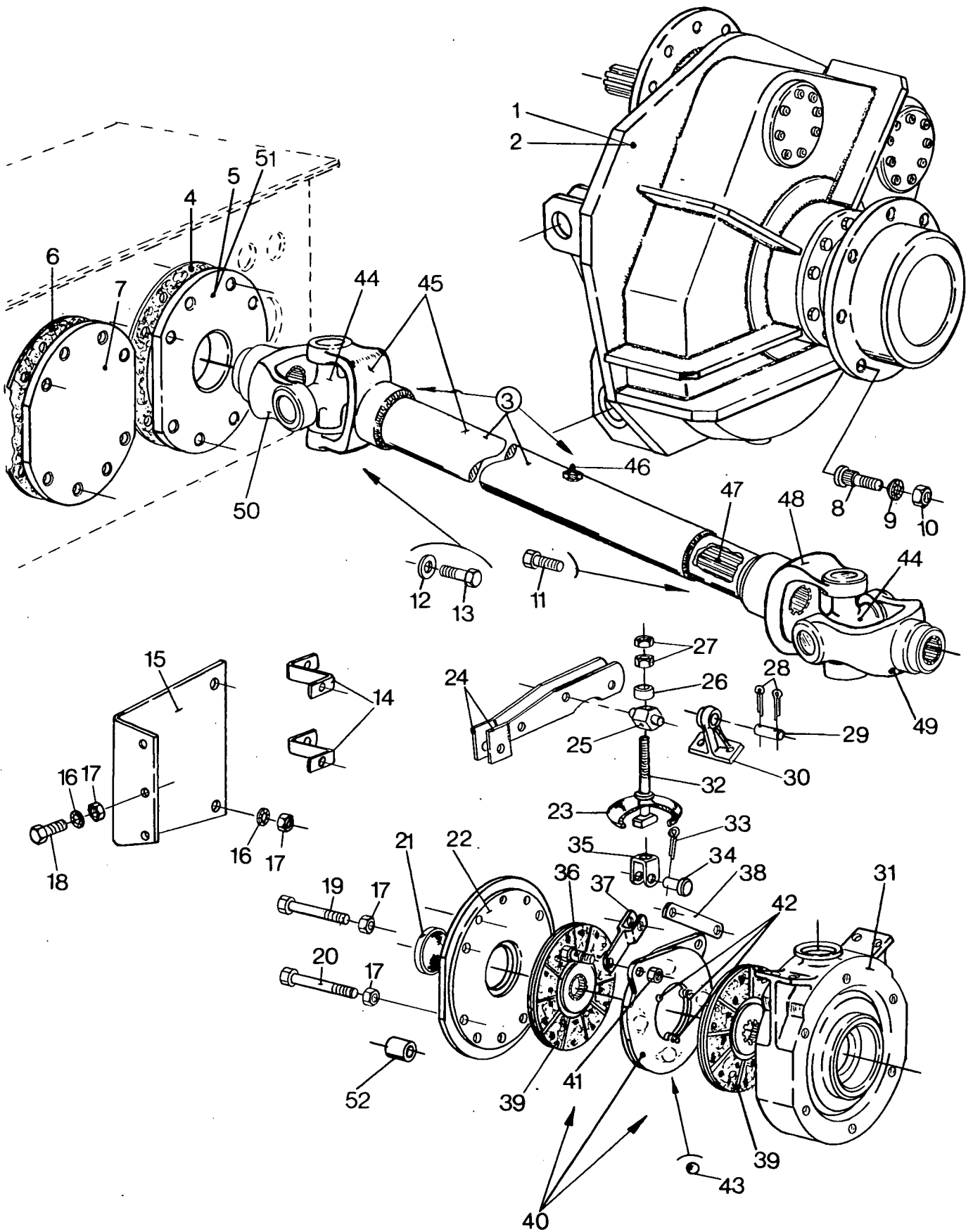
Fig.	Order Ref.	Qty	Code	Description		N.B.
81	150006	1		Plug		
82	386289	2		Adjusting rod		
83	100020	8		Hex. nut		
84	140048	8		Tooth lockwasher		
85	210046	2		Ball bearing		
86	110027	28		Stud		
87	110030	18		Stud		
88	321665	2		Stud		
89	110022	7		Stud		
90	110021	2		Stud		
91	353723	2	101	Stud		
	411516	1	51	Stud		
92	321668	6		Stud		
93	100038	4		Hex. jam nut		
94	100037	4		Hex. jam nut		
95	200090	2		Washer		
96	337475	AR		Hex. nut		
97	140046	AR		Washer		
98	140223	AR		Washer		
99	432915	1		Bushing		
100	385372	8	51	Stud		
101	350342	2	51	Stud		
102	042449	1	51	Ball bearing		
103	300633	1	51	Snap ring		
104	042543	1	51	Ball bearing		
105	420554	1	51	Spring		
106	210005	1	51	Ball		
107	426241	1	51	Plug		
108	172033	1	53	"O" ring		

Code 101 : 4801001 - 4802999
 51 : 4803001 -
 53 : 4805001 -



FINAL DRIVE, P.T.O. AND BRAKES
 REDUCTION FINAL, PRISE DE FORCE ET FREINS
 ENDVORGELEGE, GELENKWELLE UND BREMSSEN
 TRASMISSIONE FINALE, PRESA DI FORZA E FRENI
 EINDREUCTIE KARDANAS EN REMMEN

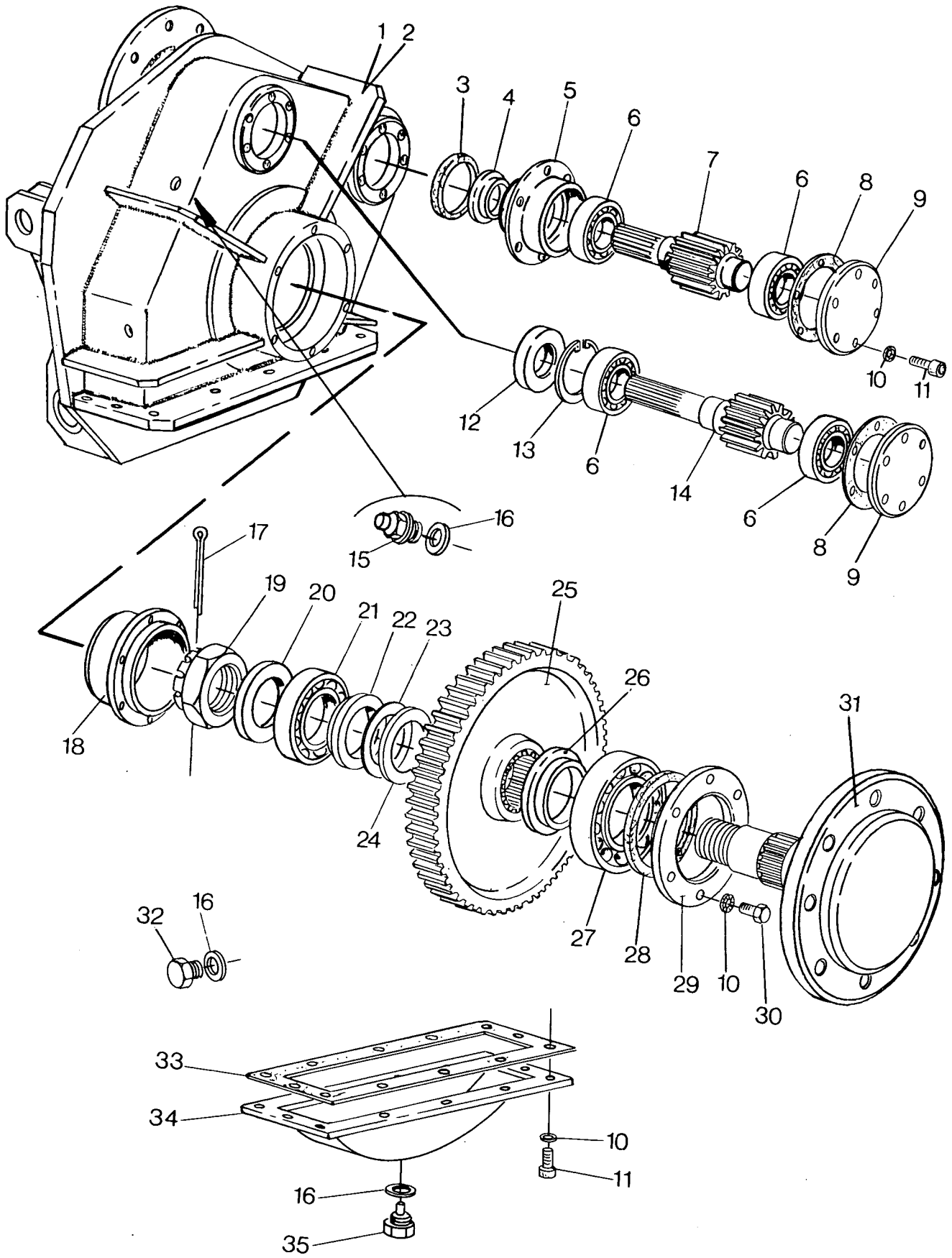
Fig.	Order Ref.	Qty.	Code	Description	N.B.
1	410261	1		End reduction	For breakdown, see page 83 For breakdown, see page 83 incl.fig. 44 thru 50 incl.fig. 44 thru 50
2	410260	1		End reduction	
3	398754	2	101	P.T.O. assy.	
	426809	2	51	P.T.O. assy.	
4	420393	2		Gasket	
5	397853	2	101	Cover	
	426167	2	51	Cover	
6	420392	2		Gasket	
7	398827	2		Cover	
8	330291	16		Wheel bolt	
9	335137	16		Conish tooth lockwasher	
10	336945	16		Wheel nut	
11	410587	2		Hex. cap screw	
12	410228	2		Washer	
13	398885	2		Hex. cap screw	
14	410480	2		Support	
15	398143	2		Support	
16	140048	15		Tooth lockwasher	
17	100020	16		Hex. nut	
18	120127	18		Hex. cap screw	
19	328048	4		Hex. cap screw	
20	334967	10		Hex. cap screw	
21	310020	2		Cover	
22	335092	2		Cover	
23	190048	2		Cap	
24	376522	4		Lever	
25	482282	2		Hinge piece	
26	200085	2		Bushing	
27	337475	4		Hex. nut	
28	130008	4		Cotter pin	
29	390022	2		Pivot pin	
30	335090	2		Support	
31	335093	2		Brake housing	
32	357301	2		Lever rod	
33	130005	2	101	Cotter pin	
	130002	2	51	Cotter pin	
34	390001	2		Lever pin	
35	487002	2		Clevis	
36	357360	4	101	Hex. cap screw	
	357294	4	51	Hex. cap screw	
37	357299	2	101	Lever fork	
	423890	2	51	Lever fork	
38	357298	2	101	Link	
	423889	2	51	Link	
39	357362	4		Brake disc	
40	357363	2		Activating disc. assy.	
41	087307	4		Hex. jam nut	
Code 101 : 4801001 - 4802999 51 : 4803001 -					



FINAL DRIVE, P.T. O. AND BRAKES
 REDUCTION FINAL, PRISE DE FORCE ET FREINS
 ENDEVORGELEGE, GELENKWELLE UND BREMSEN
 TRASMISSIONE FINALE, PRESADI FORZA E FRENI
 EINDREUCTIE KARDANAS EN REMMEN

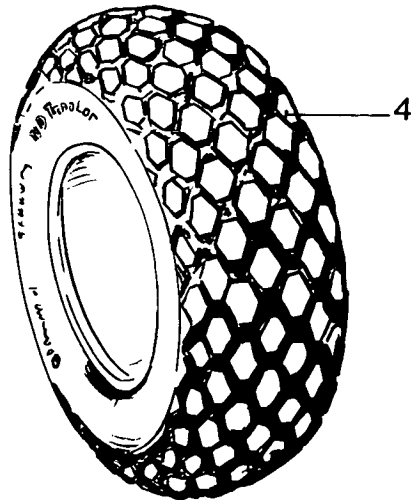
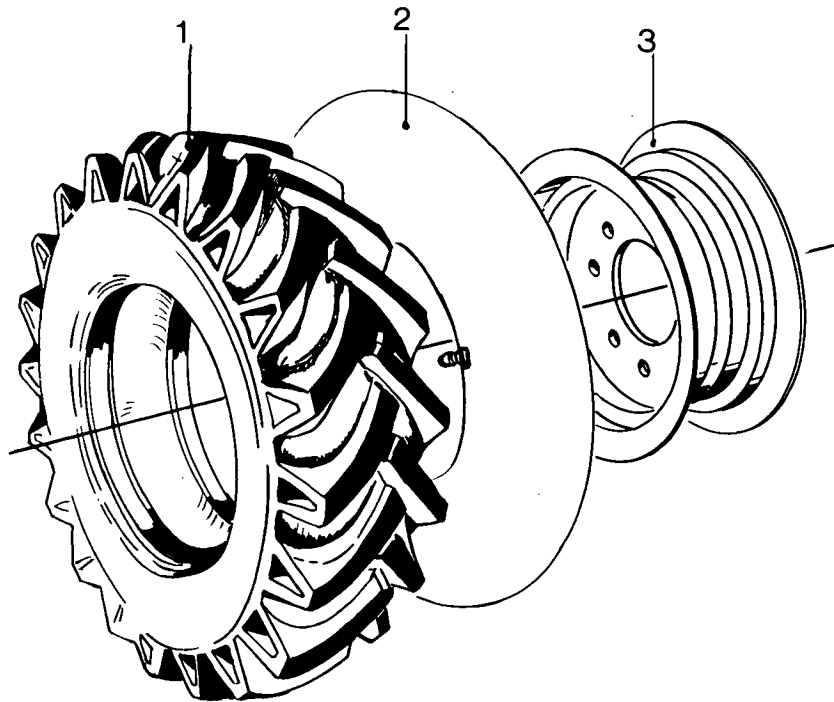
Fig.	Order Ref.	Qty.	Code	Description	N.B.
42	357295	6	101	Spring	
	180001	6	51	Spring	
43	210001	6		Ball	
44	423093	2		Journal bearing	
45	423095	1	101	Shaft	
	426973	1	51	Shaft	
46	300919	1		Grease fitting	
47	423092	1	101	Inner shaft	
	426972	1	51	Inner shaft	
48	423094	1		Fork	
49	423091	1		Fork	
50	423096	1		Fork	
51	426128	1	51	Cover	— 426168 —
52	396731	1	51	Bushing	

Code 101 : 4801001 - 4802999
 51 : 4803001 -



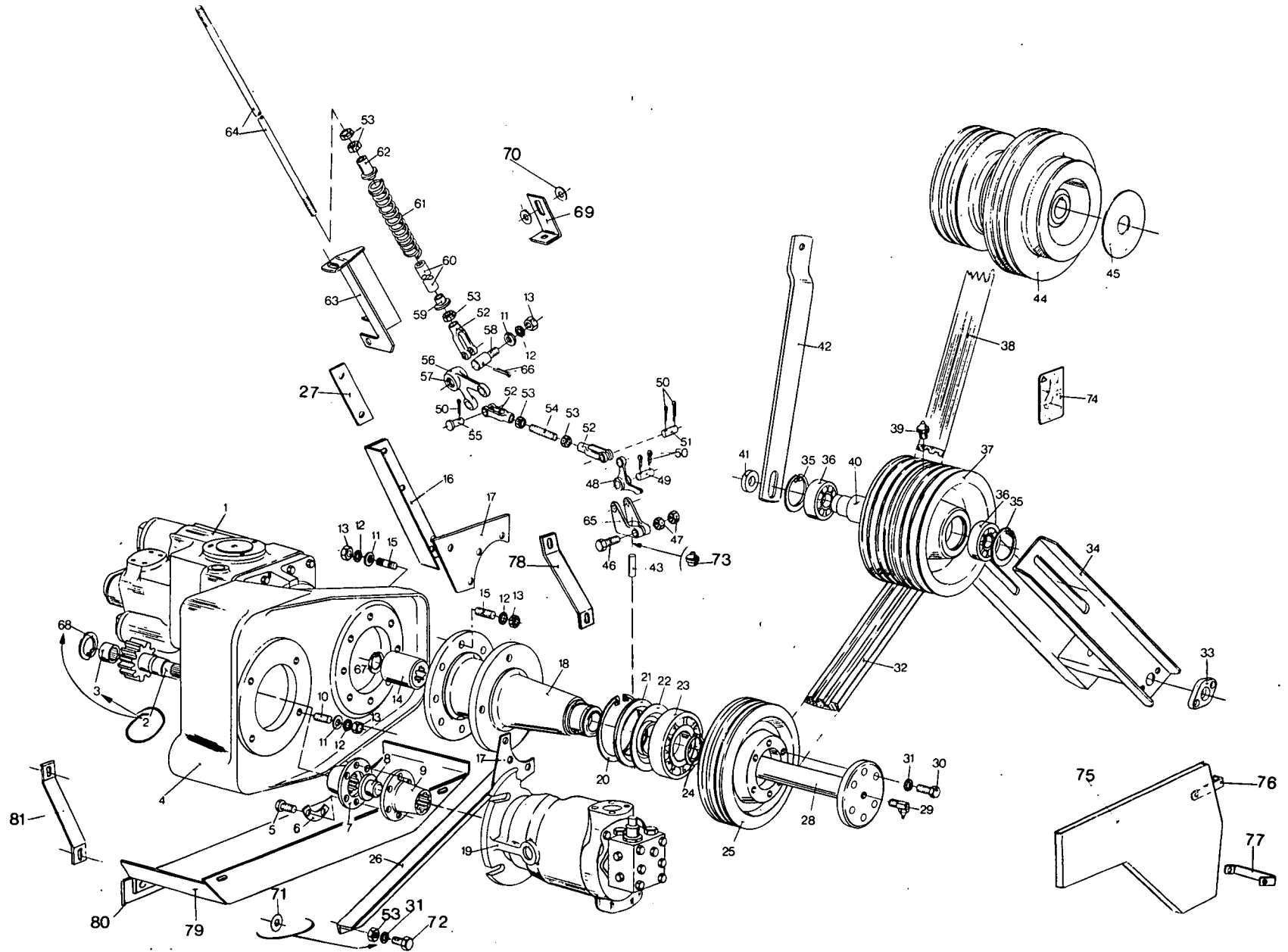
FINAL DRIVE
 REDUCTION FINAL
 ENDVORGELEGE
 TRASMISSIONE FINALE
 EINDREDUCTIE

Fig.	Order Ref.	Qty.	Code	Description	N.B.
1	419888	1		Gear box	Left - hand Right - hand
2	419887	1		Gearbox	
3	419952	1		Seal ring	
4	419892	1		Spacer ring	
5	419899	1		Flange	
6	419951	4		Ball bearing	
7	419202	1		Drive shaft	
8	419956	6		Seal washer	
9	419897	1		Cover flange	
10	322358	42		Tooth lockwasher	
11	120161	35		Screw	
12	419954	1		Seal ring	
13	370013	1		Snap ring	
14	419203	1		Brake shaft	
15	398136	1		Air plug	
16	220025	3		Seal ring	
17	300601	1		Cotter pin	
18	419900	1		Cover	
19	419896	1		Hex. Castele nut	
20	419895	1		Washer	
21	419953	1		Ball bearing	
22	419891	1		Spacer ring	
23	419893	1		Shim washer	
24	419894	1		Spacer ring	
25	419201	1		Gear	
26	419890	1		Spacer ring	
27	419959	1		Ball bearing	
28	419957	1		Seal ring	
29	419898	1		Flange	
30	120104	6		Hex. cap screw	
31	419901	1		Drive shaft	
32	150006	1		Plug	
33	419955	1		Gasket	
34	419889	1		Cover	
35	336897	1		Magnetic plug	



DRIVING WHEELS
 ROUES DE TRACTION
 ANTRIEBSRÄDER
 RUOTE DI TRAZIONE
 AANDRIJFWIELEN

Fig.	Order Ref.	Qty.	Code	Description	N.B.
				Type 23.1 - 26 (18 x 26) - R - 1	10 Ply
1	419455	2		Tire	
2	190008	2		Inner tube	
3	410231	2		Disc wheel	20x26
				Type 23.1 - 26 (18 x 26) - R - 3 - a	10 Ply
4	398751	2		Tire	
2	190008	2		Inner tube	
3	410231	2		Disc wheel	



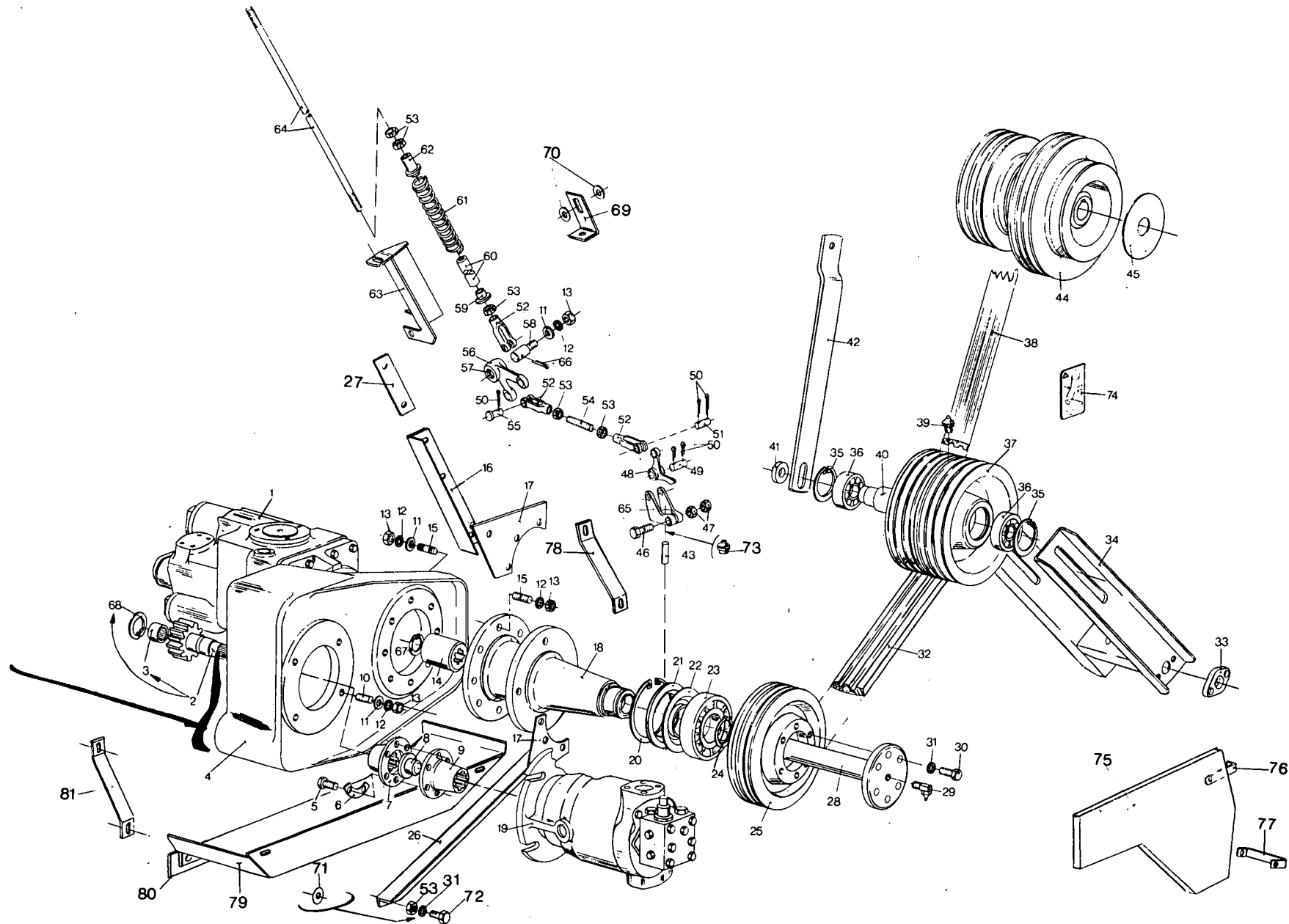
HYDROSTATIC DRIVE
ENTRAINEMENT HYDROSTATIQUE
HYDRAUSTATISCHER ANTRIEB
TRAMMISSIONE IDROSTATICA
HYDROSTATISCHE AANDRIJVING

Fig.	Order Ref.	Qty	Code	Description	N.B.	
1	350339	1		Hydrostatic pump	Detail see page 105 incl.fig.3 and 68 incl.fig.3 and 68	
2	374432	1	103	Shaft and pinion		
	432924	1	53	Shaft and pinion		
3	432914	1		Needle bearing		
4	426114	1	103	Hydrostatic housing	432912 (53.)	
5	120110	6		Hex. cap screw		
6	350321	3		Lock plate		
7	338154	1		Coupling sleeve		
8	350320	1		Center piece		
9	338155	1		Coupling sleeve		
10	350342	4		Stud		
11	140086	4		Plain washer		
12	140046	23		Tooth lockwasher		
13	337475	23		Hex. nut		
14	338157	1		Clutch sleeve		
15	350341	8		Stud		
16	397458	1		Support angle		
17	350316	2		Support angle		
18	338161	1		Bearing housing		
19	330338	1		Hydrostatic motor		Detail see page 101
20	370014	1		Snap ring		
21	350322	1		Seal ring		
22	350324	1		Seal ring		
23	350323	1		Ball bearing		
24	370027	1		Snap ring		
35	338150	1		V-pulley		
26	397457	1		Support angle		
27	399853	1		Support angle		
28	338158	1		Shaft		
29	323713	1		Grease fitting		
30	120111	6		Hex. cap screw		
31	140045	9		Tooth lockwasher		
32	398748	1		Power band belt		
33	338091	2		Tension plate		
34	350424	1		Sheave frame weld assembly		
35	300633	2		Snap ring		
36	350420	2		Ball bearing		
37	338149	1		V-pulley		
38	350236	1		Power band belt		
39	321204	1		Grease fitting		
40	350421	1		Shaft, idler sheave		
41	140095	1		Washer		
42	360334	1		Support arm		
43	380543	1		Pin, Manifold plunger		
44	367332	1		Main drive sheave		
45	367331	1		Sheave plate		

Code 103 : 4802001 - 4804999
53 : 4805001 -

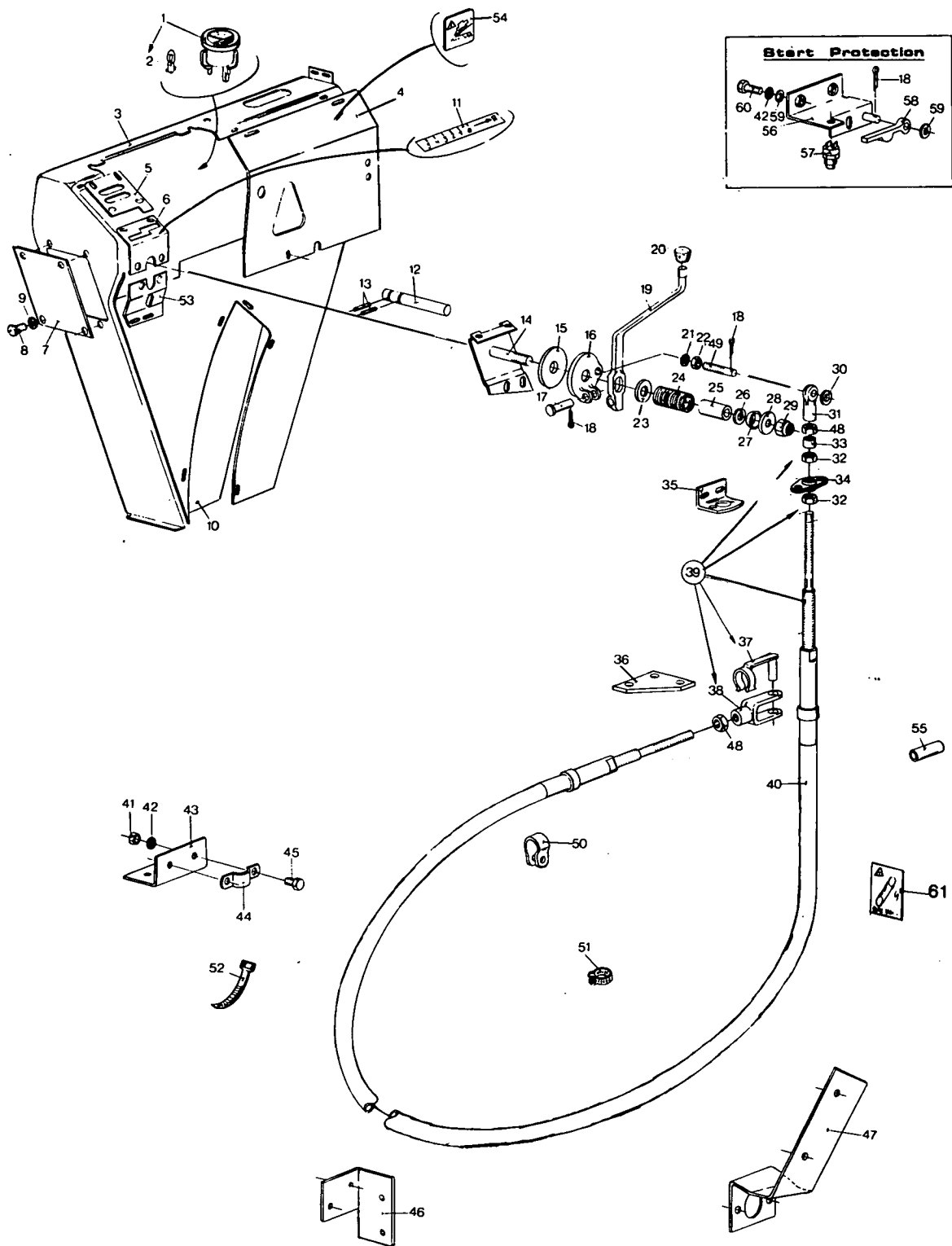
88

82



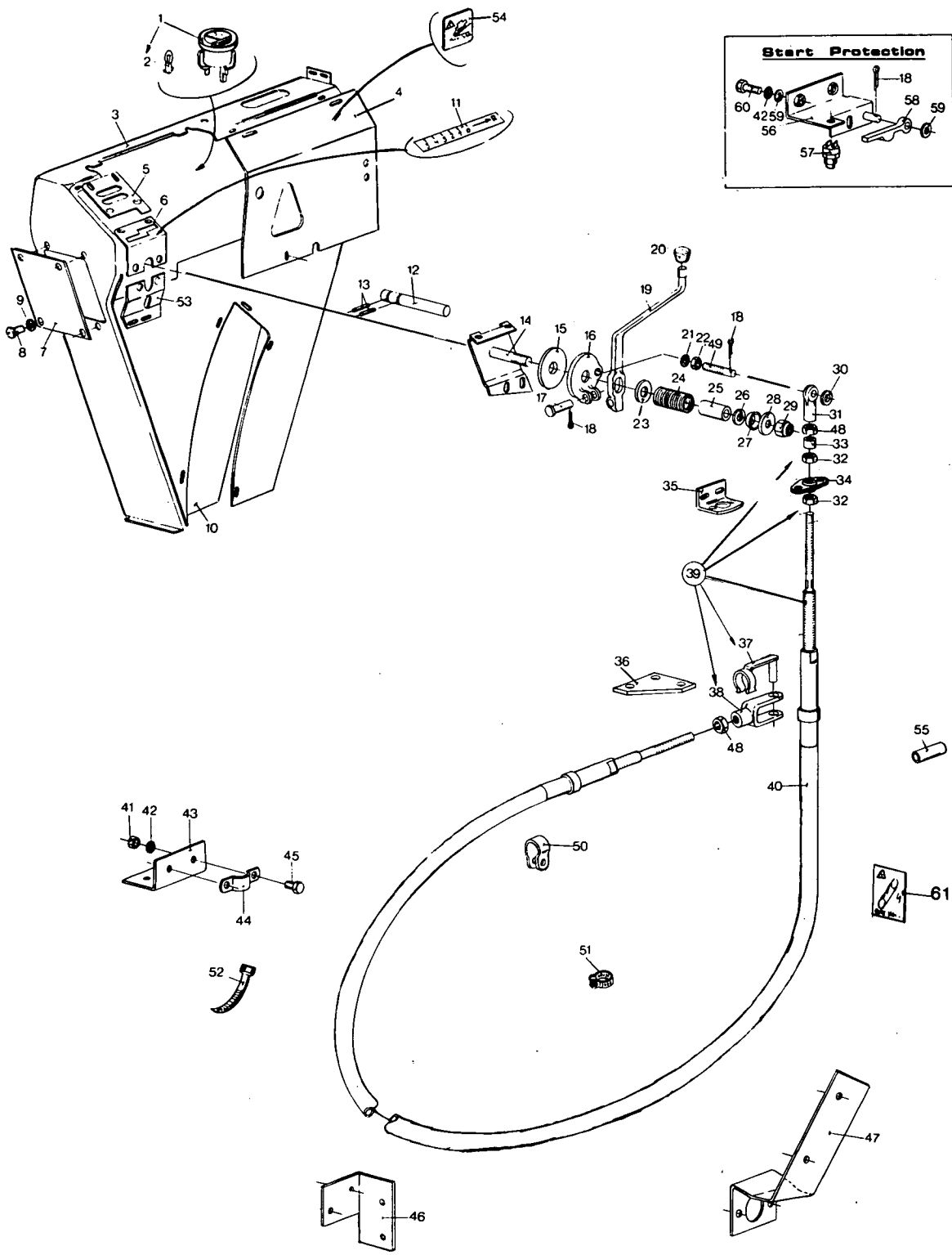
HYDROSTATIC DRIVE
 ENTRAINEMENT HYDROSTATIQUE
 HYDRAUSTATISCHER ANTRIEB
 TRASMISSIONE IDROSTATICA
 HYDROSTATISCHE AANDRIJVING

Fig.	Order Ref.	Qty	Code	Description		N.B.
46	120107	2		Hex. cap screw		
47	100015	2		Hex. nut		
48	353707	1		Lever		
49	390017	1		Clevis pin		
50	130003	7		Cotter pin		
51	390015	2		Clevis pin		
52	340075	3		Fork		
53	100016	10		Hex. nut		
54	110067	1		Stud		
55	390040	1		Pivot pin		
56	332693	1		Pivot lever		incl.fig.57
57	332685	1		Bushing		
58	334091	1		Pin		
59	354087	1		Bushing		
60	354086	1		Spring guide		
61	354085	1		Spring		
62	354088	1		Thrust piece		
63	399469	1		Support		
64	399467	1		Control rod		
65	380542	1		Pivot lever support		
66	130008	1		Cotter pin		
67	301646	1		Snap ring		
68	362210	1		Snap ring		
69	397912	1		Support plate		
70	378244	7		Washer		
71	378245	5		Washer		
72	120201	1		Hex. cap screw		
73	378840	1		Rubber cap		
74	365031	1		Decal		
75	418675	1		Protection plate		
76	396724	1		Support		
77	396714	1		Support		
78	426634	1		Support		
79	426578	1		Shield		
80	426651	1		Support		
81	426635	1		Support		
				82 426764. 1 82 Gasket		



CONTROL HOUSING & THROTTLE GROUP
 TABLEAU DE CONTROLE & COMMANDE
 GEHÄUSE & STEUERUNG
 CRUSCOTTO E COMANDO
 KONTROOL PANNEEL & BEDIENING

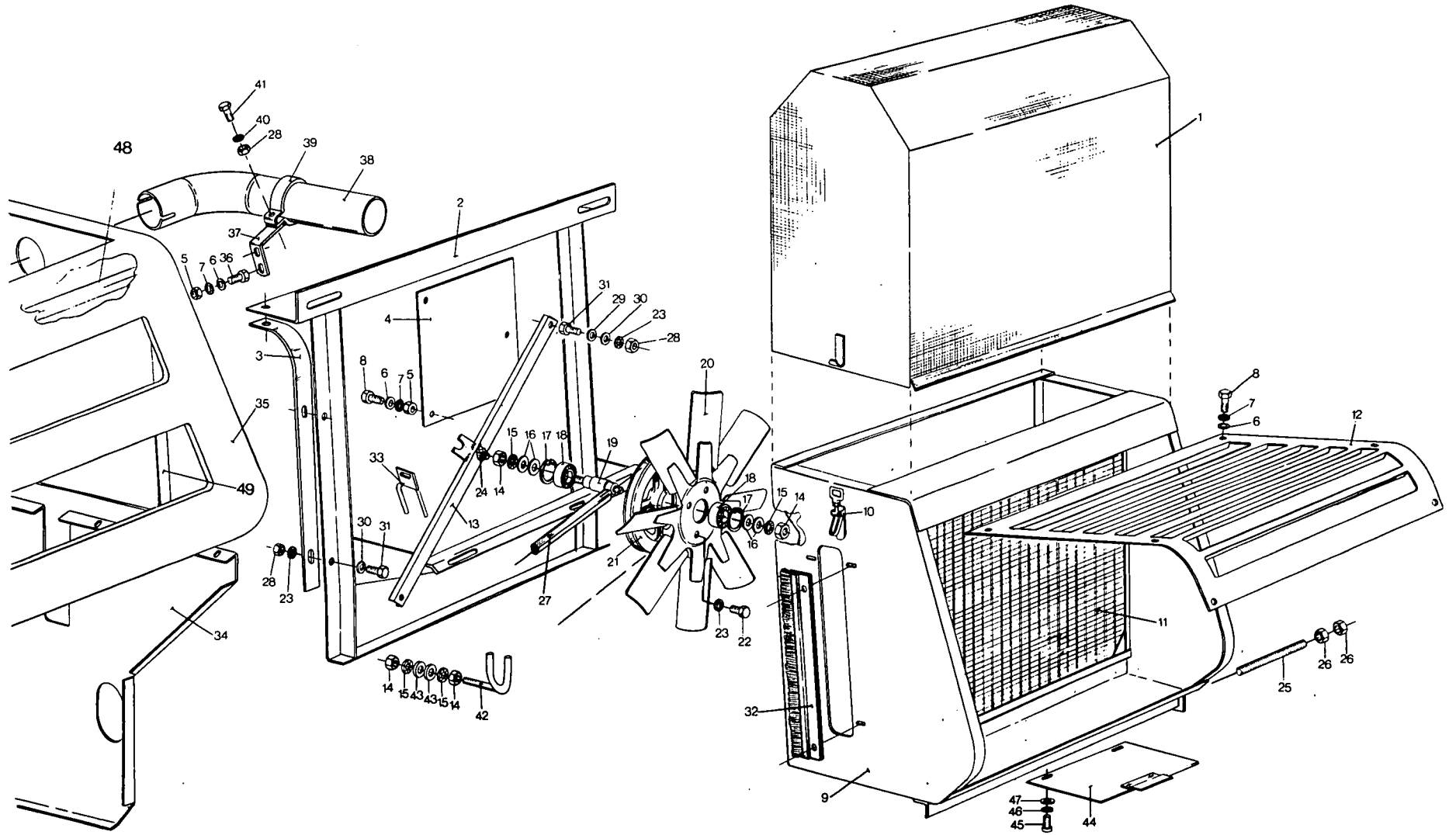
Fig.	Order Ref.	Qty.	Code	Description	N.B.	
1	350876	1		Oil temperature gauge	incl.fig.2	
2	470013	1		Bulb		
3	373612	1		Lever housing		
4	370687	1		Lever housing cover		
5	364815	1		Lever housing cover		
6	360899	1		Lever housing cover		
7	336705	1		Cover		
8	321803	4		Machine screw		
9	322355	4		Tooth lockwasher		
10	323450	1		Plate		
11	364812	1		Decal		
12	360896	1		Shaft		
13	130043	1		Roll pin		
14	360893	1		Support plate		
15	360837	1		Brake disc		
16	360900	1		Lever block		
17	353216	1		Clevis pin		
18	130002	2		Cotter pin		
19	360902	1		Lever		
20	322508	1		Knob		
21	322358	1		Tooth lockwasher		
22	100015	1		Hex. nut		
23	140090	1		Plain washer		
24	364870	1		Tension spring		
25	360897	1		Bushing		
26	140223	1		Plain washer		
27	364869	1		Cup spring		
28	360898	1		Protection washer		
29	100038	1		Hex. lock nut		
30	378243	1		Plain washer		
31	360838	1		Eye bolt		
32	354145	4		Hex. nut		incl.fig.32,33,34,37,38,40,48
33	354144	2		Lock nut		
34	354142	2		Hinge flange		
35	364811	1		Support		
36	360915	1		Support		
37	354140	1		Snap clevis pin		
38	354141	1		Fork		
39	364814	1		Cable assembly		
40	354146	1		Cable		
41	100014	23		Hex. nut		
42	322357	23		Tooth lockwasher		
43	353210	1		Support		
44	353214	2		Clamp		
45	120099	18		Hex. cap screw		
46	353211	1		Support		
47	353209	1		Support		
48	354143	2		Hex. nut		



CONTROL HOUSING & THROTTLE GROUP
 TABLEAU DE CONTROLE & COMMANDE
 GEHÄUSE & STEUERUNG
 CRUSCOTTO E COMANDO
 KONTROOL PANNEEL & BEDIENING

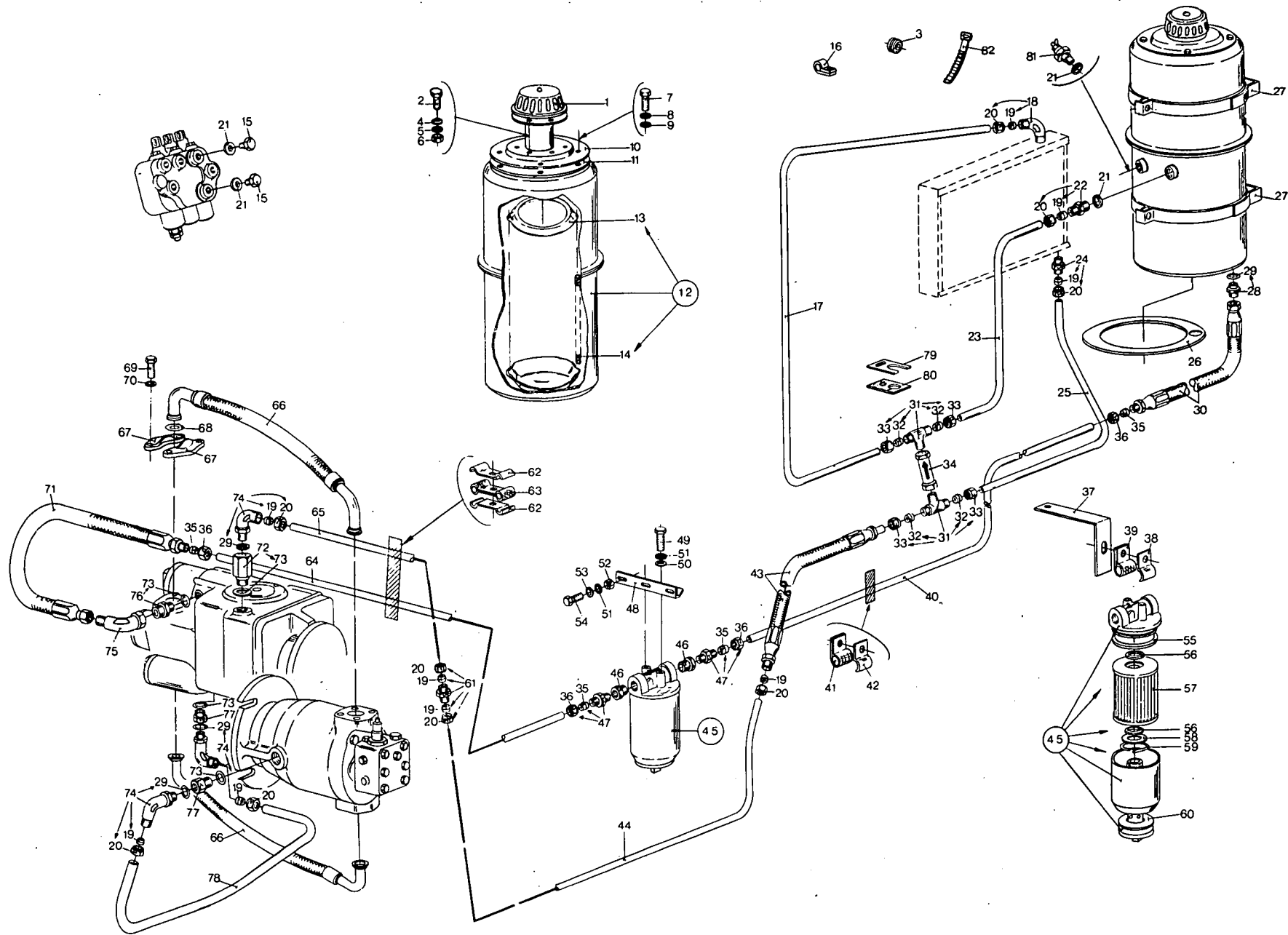
Fig.	Order Ref.	Qty.	Code	Description	N.B.
49	360895	1		Shaft	
50	335021	1		Clamp	
51	353213	9		Clamp	
52	323597	1		Clamp	
53	336689	1		Cover plate	
54	365101	1		Decal	
55	359851	1		Bushing	
56	335359	1		Support	
57	335379	1		Switch	
58	335362	1		Lever	
59	140015	1		Plain washer	
60	120099	1		Hex. cap screw	
61	365031	1	101	Decal	

Code : 101 : 4801001 - 4802999



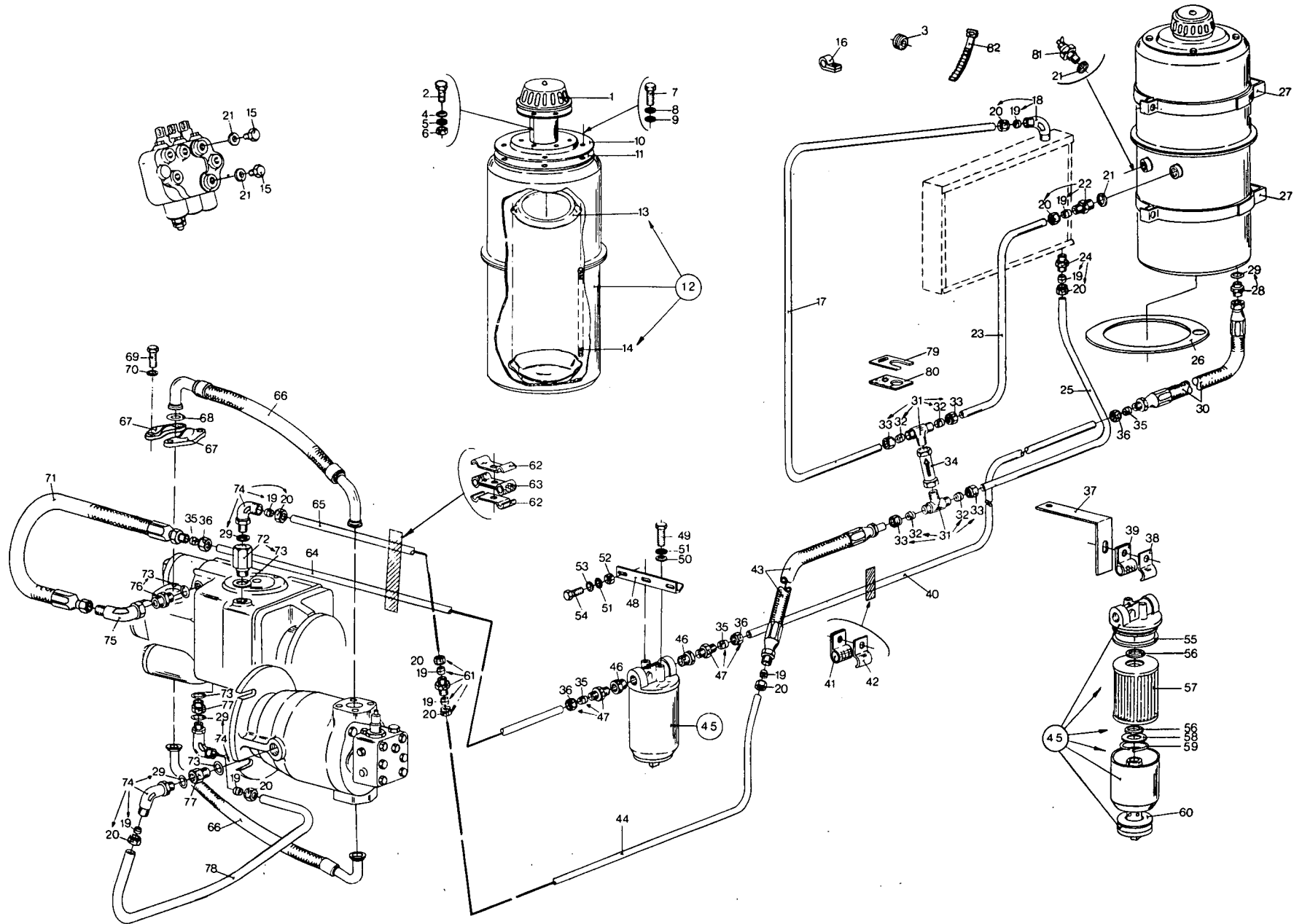
OIL COOLER & DUST SCREEN
 REFRIGERISSEUR D'HUILE & PARE-POUSSIERE
 ÖLKÜHLER & STAUBHAUBE
 RADIATORE DELL'OLIO E CAPTATORE DEL POLVERINO
 OLIEKOELER & STOFKAP

Fig.	Order Ref.	Qty.	Code	Description	N.B.
1	366467	1		Cover screen	
2	366460	1		Support weld assembly	
3	366459	2		Reinforcement	
4	371132	1		Cover plate	
5	100014	7		Hex. nut	
6	140040	9		Plain washer	
7	322357	13		Tooth lockwasher	
8	120099	13		Hex. cap screw	
9	366484	1		Casing	incl.fig.10
10	040008	2		Cover catch	
11	382869	1		Oil cooler	
12	372611	1		Guard plate	
13	366476	1		Support	
14	337475	2		Hex. nut	
15	140046	2		Tooth lockwasher	
16	330410	4		Plain washer	
17	300642	2		Circlip	
18	350836	2		Ball bearing	
19	350800	1		Shaft	
20	350787	1		Oil cooler fan	
21	338151	1		V-pulley	
22	120103	4		Hex. cap screw	
23	322358	18		Tooth lockwasher	
24	323713	1		Grease fitting	
25	110012	1		Adjusting rod	
26	100016	8		Hex. nut	
27	230156	1		V-belt	
28	100015	14		Hex. nut	
29	140016	2		Plain washer	
30	140041	20		Plain washer	
31	120104	14		Hex. cap screw	
32	370958	2		Brush	
33	365217	2		Belt guide	
34	385452	1		Guard plate	
35	378686	1		Guard	
36	120100	2		Hex. cap screw	
37	367318	1		Support	
38	367323	1		Exhaust pipe	Ford engine 2704 ET
39	330369	1		Clamp	
40	322358	1		Tooth lockwasher	
41	300381	1		Hex. cap screw	
42	393567	2		Belt guide	
43	140018	4		Plain washer	
44	375065	1		Cover	
45	120008	2		Screw	
46	322355	2		Tooth lockwasher	
47	335872	2		Plain washer	
48	353001	1		Support	
49	420740	1		Support	



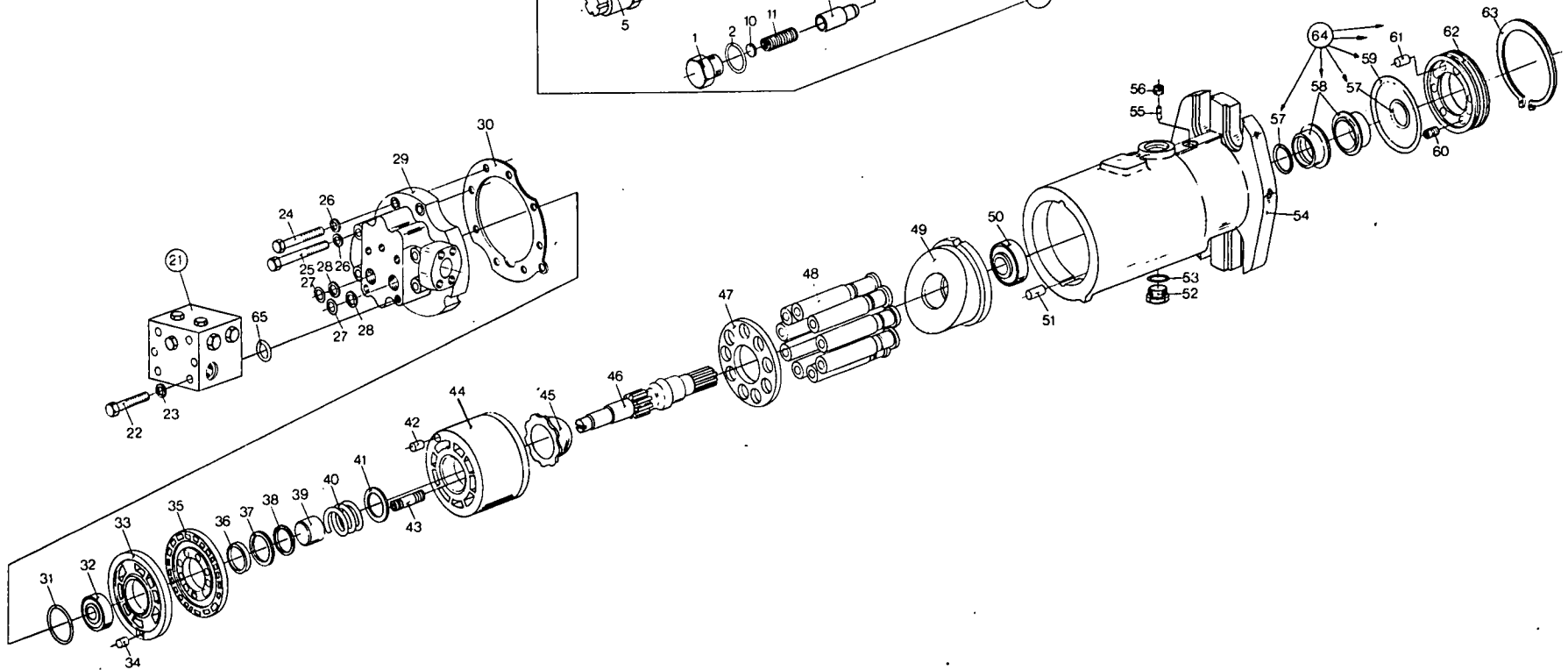
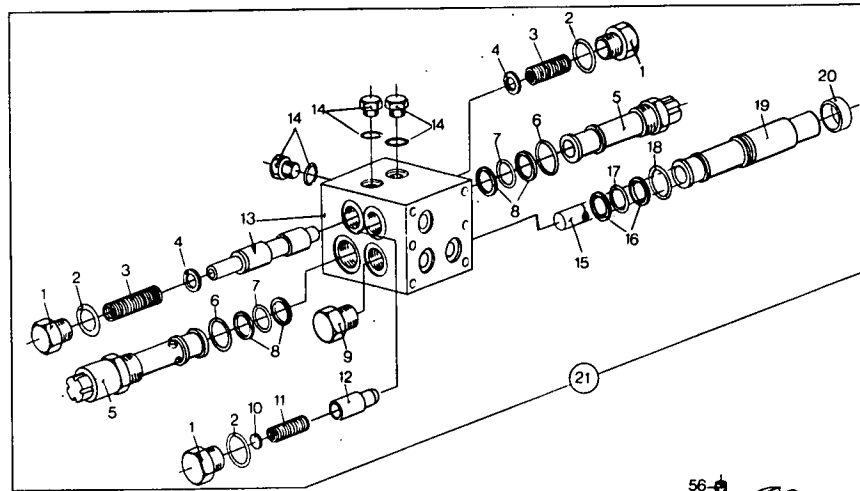
LINES - FILTER & RESERVOIR
TUYAUTERIE - FILTRE & RESERVOIR
LEITUNGEN - FILTER & BEHÄLTER
TUBAZIONI - FILTRO E SERBATOIO D'OLIO
LEIDINGEN - FILTER & OLIEBEHOUDER

Fig.	Order Ref.	Qty.	Code	Description	N.B.
1	366299	1		Filter cap	
2	120098	6		Hex. cap screw	
3	336152	1		Rubber grommet	
4	373817	6		Seal ring	
5	322356	6		Tooth lockwasher	
6	100013	6		Hex. nut	
7	120099	8		Hex. cap screw	
8	140015	8		Plain washer	
9	373816	8		Seal ring	
10	374904	1		Cover	
11	373815	1		Seal ring	
12	378856	1		Reservoir	incl.fig.13,14
13	372198	1		Filter retainer cap	
14	379807	2		Tension spring	
15	150099	2		Plug	
16	353072	1		Clamp	
17	372243	1		Hydr. pipe	Ø3/4"
18	353102	1		Elbow	incl.fig.19,20
19	325339	AR		Ferrule	
20	325338	AR		Coupler nut	
21	220050	1		Seal ring	
22	420864	1		Connector	incl.fig.19,20
23	372242	1		Hydr. pipe	Ø3/4"
24	353101	1		Connector	incl.fig.19,20
25	372241	1		Hydr. pipe	Ø3/4"
26	371117	1		Protection ring	
27	396402	2		Clamp	
28	378970	1		Connector	incl.fig.29
29	167266	1		O-ring	
30	353094	1		Hydr. hose	
31	353104	2		T-connector	incl.fig.32,33
32	356170	AR		Ferrule	
33	356169	AR		Coupler nut	
34	163603	1		Chack valve	
35	353105	1		Ferrule	
36	353106	1		Coupler nut	
37	372251	1		Support	
38	353087	2		Clamp	
39	353090	2		Protection strip	
40	372239	1		Hydr. pipe	Ø1"
41	353089	2		Protection strip	
42	353088	2		Clamp	
43	353093	1		Hydr. hose	
44	372237	1		Hydr. pipe	Ø3/4
45	144129	1		Oil filter assy	incl.fig.55 through 61
46	353100	2		Connector	
47	353095	2		Connector	incl.fig 35,36
48	393919	1		Support	



LINES - FILTER & RESERVOIR
 TUYAUTERIE - FILTRE & RESERVOIR
 LEITUNGEN - FILTER & BEHÄLTER
 TUBAZIONI - FILTRO E SERBATOIO D'OLIO
 LEIDINGEN - FILTER & OLIEBEHOUDER

Fig.	Order Ref.	Qty.	Code	Description	N.B.
49	087872	2		Hex. cap screw	
50	378243	2		Plain washer	
51	322358	16		Tooth lockwasher	
52	100015	24		Hex. nut	
53	140041	10		Plain washer	
54	120161	4		Hex. cap screw	
55	165241	1		O-ring	
56	181211	2		O-ring	
57	181212	1		Filter element	
58	165238	1		Washer	
59	165239	1		Spring	
60	165240	1		Seal ring	
61	323474	1		Connector	incl.fig.19,20
62	371042	6		Clamp	
63	371043	3		Protection strip	
64	411245	1		Hydr. pipe — 4M254	Ø1"
65	411255	1		Hydr. pipe	Ø3/4"
66	353114	2		Hydr. hose	
67	366239	8		Split flange half	
68	353108	4		O-ring	
69	088011	16		Hex. cap screw	
70	080680	16		Tooth lockwasher	
71	353094	1		Hydr. hose	
72	353149	1		Connector	incl.fig.37
73	167269	AR		O-ring	
74	353096	3		Elbow	incl.fig.19,20,29
75	353098	1		Elbow	
76	353099	1		Connector	incl.fig.73
77	353097	2		Connector	incl.fig.73
78	426814	1		Hydr. pipe	Ø3/4"
79	364197	2		Clamp	
80	364198	2		Protection strip	
81	368724	1		Oil temperature sender	
82	323597	1		Clamp	



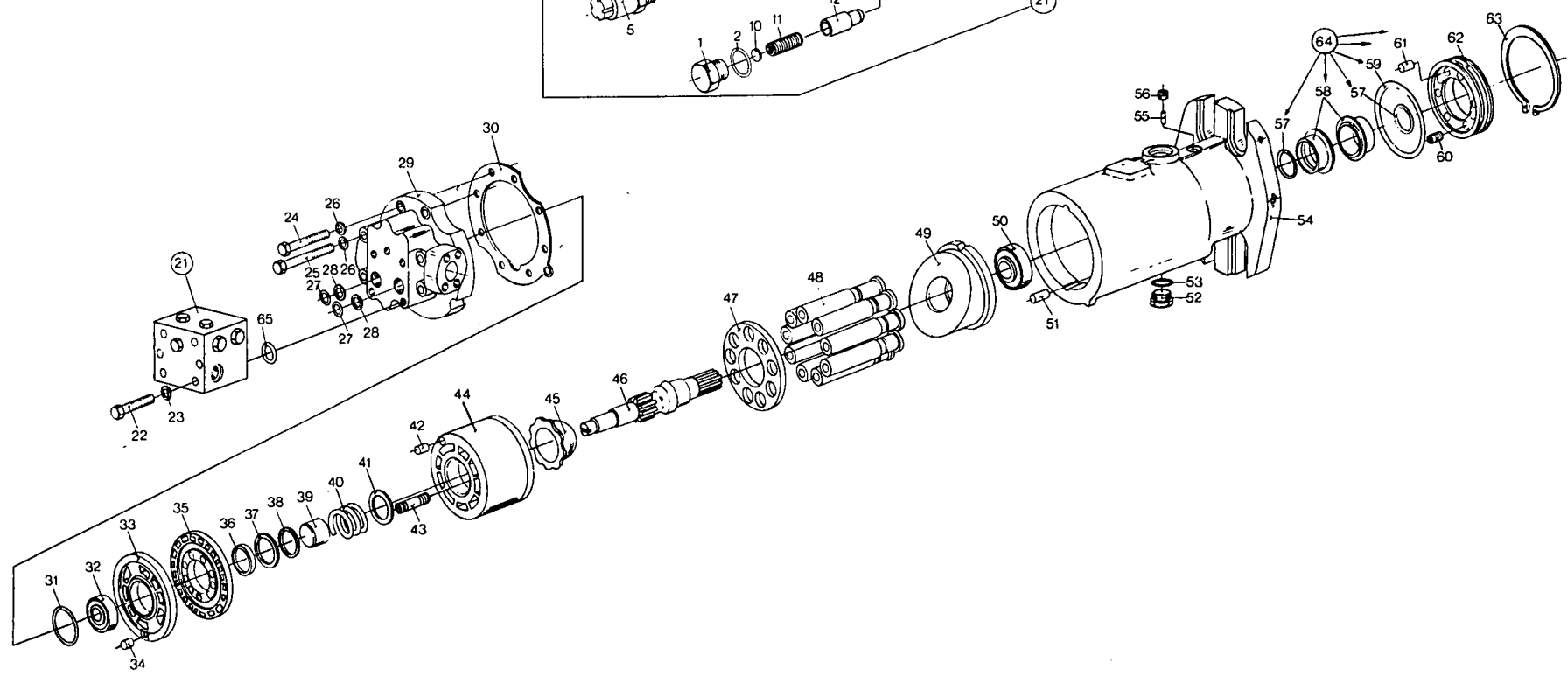
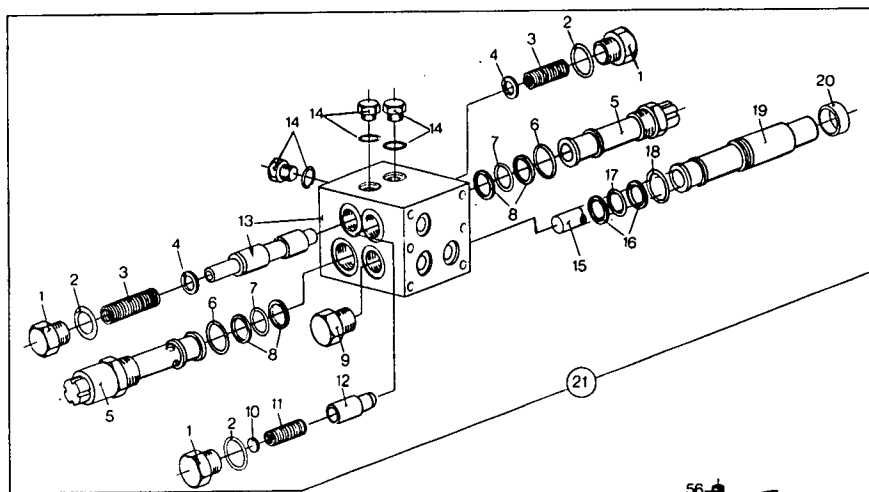
100

F2

HYDROSTATIC MOTOR
MOTEUR HYDROSTATIQUE
HYDROSTATIK MOTOR
MOTORE IDROSTATICO
HYDROSTATIEK MOTOR

Fig.	Order Ref.	Qty.	Code	Description	N.B.
1	166282	3		Plug	
2	165175	3		O-ring	
3	166239	2		Spring, shuttle valve	
4	166286	2		Washer	
5	163108	2		High pressure relief valve assy	
* 6	166285	2		O-ring	
* 7	052392	2		O-ring	
* 8	166236	4		Back-up ring	
9	188583	1		Plug	
10	166209	AR		Shim, relief valve	
11	188576	1		Spring relief valve	
12	188574	1		Relief valve	
13	188573	1		Manifold housing	with shuttle
14	166240	3		Plug and O-ring	
15	188580	1		Plunger	
16	188581	2		Back-up ring	
17	188582	1		O-ring	
18	188578	1		Plunger guide O-ring	
19	188577	1		Plunger guide	
20	188579	1		Plunger	
21	188539	1		Manifold assembly	incl.fig.1 through 20
22	088638	6		Hex. cap screw	
23	087362	6		Plain washer	
24	087178	4		Hex. cap screw	
25	087870	4		Hex. cap screw	
26	087363	8		Plain washer	
** 27	163107	2		O-ring	
** 28	163106	2		Back-up ring	
29	188541	1		End cap	
** 30	188543	1		End cap gasket	
31	188542	AR		Shim	Thick =0,10 mm
32	188544	1		Rear bearing	
33	188545	1		Valve plate	
34	165181	1		Pin	
35	188546	1		Bearing plate	
36	188547	1		Bearing plate pilot	
37	188548	1		Retaining ring	
38	188549	1		Spring retainer	
39	188550	1		Spring guide	
40	188551	1		Cylinder block spring	
41	188552	1		Spring seat	
42	165186	1		Pin	
43	188554	9		Retainer spring	
44	188553	1		Cylinder block ass.	
45	188555	1		Retainer guide	
46	188556	1		Drive shaft	
47	188557	1		Slipper retainer	
48	188558	9		Piston assembly	

* Items marked with Asterick are components of the ~~X~~ 95985 Manifold Seal Kit.
** Items marked with Asterick are components of the ~~X~~ 188566 Motor Gasket Kit.
Quantity of components in kit agree with number used in motor.



HYDROSTATIC MOTOR
MOTEUR HYDROSTATIQUE
HYDROSTATIK MOTOR
MOTORE IDROSTATICO
HYDROSTATIEK MOTOR

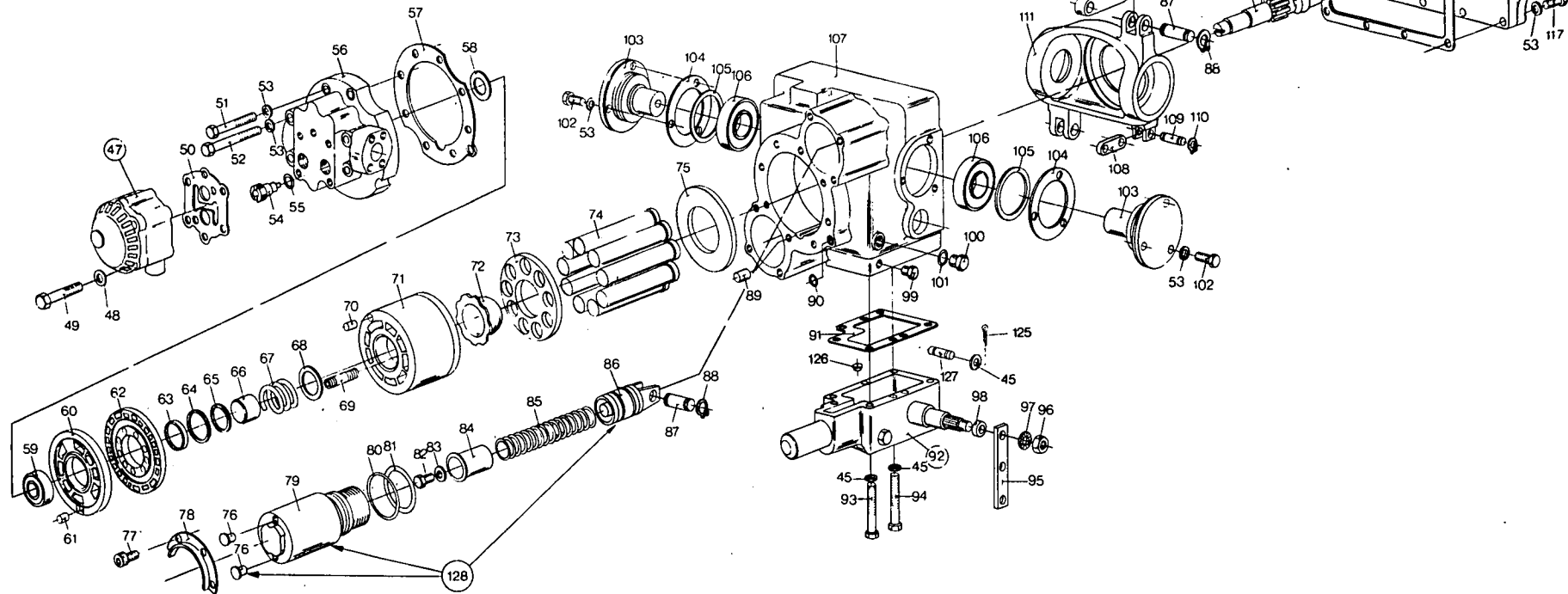
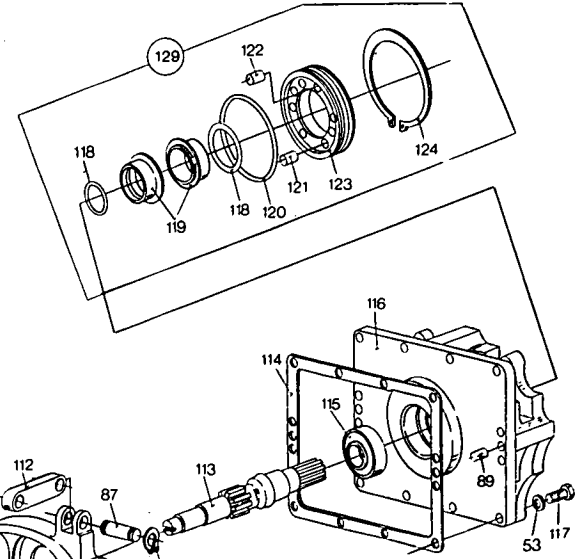
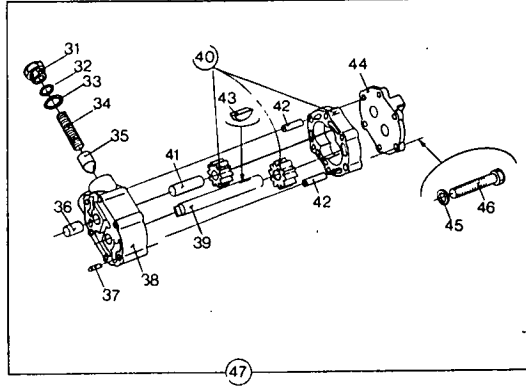
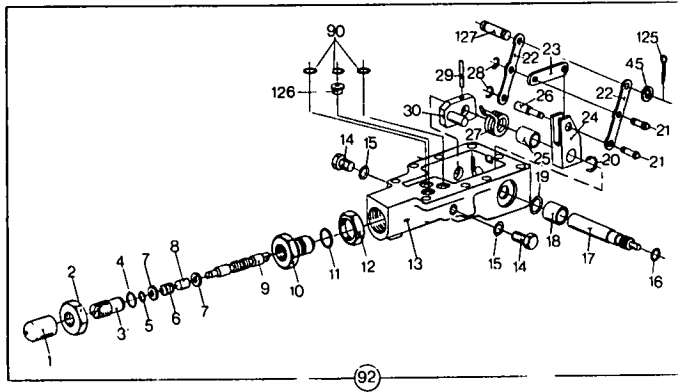
Fig.	Order Ref.	Qty.	Code	Description	N.B.
49	188559	1		Swash plate	
50	188560	1		Front bearing	
51	165179	2		Pin	
52	165174	1		Hex. head, straight thread	
** 53	165175	1		O-ring	
54	188561	1		Motor housing	
55	081837	1		Dowel pin	
56	080709	1		Pipe plug	
** 57		2		O-ring	
58		1		Seal	
** 59		1		O-ring seal retainer	
60	163086	8		Seal spring	
61	165228	1		Groove pin	
62	188564	1		Seal retainer	
63	188565	1		Retaining ring	
64	385937	1		Seal kit	
** 65	514098	1		O-ring	incl.fig.57 through 63

* Items marked with Asterick are components of the ~~X~~ 95985 Manifold Seal Kit
** Items marked with Asterick are components of the ~~X~~ 188566 Motor Gasket Kit.
Quantity of components in kit agree with number used in motor.

HYDROSTATIC PUMP
 POMPE HYDROSTATIQUE
 HYDROSTATIK PUMPE
 POMPA IDROSTATICA
 HYDROSTATISCHE POMP

Fig.	Order Ref.	Qty.	Code	Description	N.B.
1		1		Cover	} Fig. 1 through 30 : Only available as fig.92
2		1		Hex. jam nut	
3		1		Adjusting screw	
4		1		"O" ring	
5		1		Retaining ring	
6		1		Centering spring	
7		2		Washer	
8		1		Centering springsleeve	
9		1		Control valve	
10		1		Centering spring housing	
11		1		O-ring	
12		1		Hex. lock nut	
13		1		Control valve housing	
14		2		Pipe plug	
15		1		O-ring	
16		1		O-ring	
17		1		Control handle shaft	
18		1		Bushing	
19		1		O-ring	
20		1		Snap ring	
21		2		Pivot pin	
22		2		Control valve link	
23		1		Link connector	
24		1		Control shaft link	
25		1		Return spring sleeve	
26		1		Return spring stop	
27		1		Neutral return spring	
28		5		Snap ring	
29		1		Pin	
30		1		Return spring actuator	
31	166282	1		Plug	
32	166209	AR		Shim	
33	165175	1		O-ring	
34	188572	1		Spring	
35	188571	1		Relief valve	
36	166208	1		Spacer	
37	166218	1		Pin	
38	188570	1		Body assembly	
39	166216	1		Drive shaft	
40	166214	1		Spacer plate assembly	
41	166212	1		Pin	
42	166213	2		Pin	
43	166284	1		Disc key	
44	166215	1		End cap	
45	065248	2		Plain washer	
46	088664	2		Hex. cap screw	
47	188531	1		Charge pump assembly	
48	065248	14		Washer	

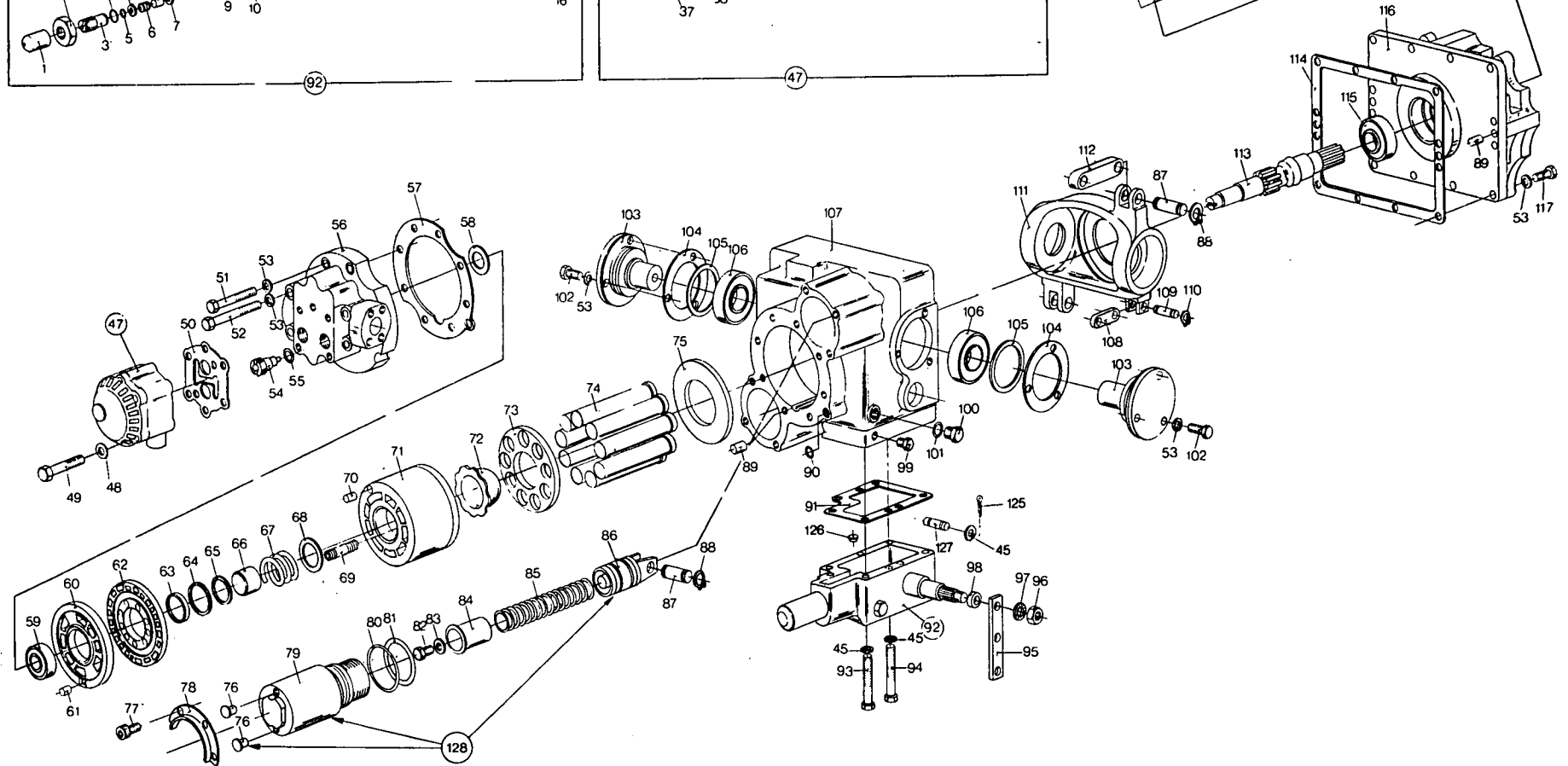
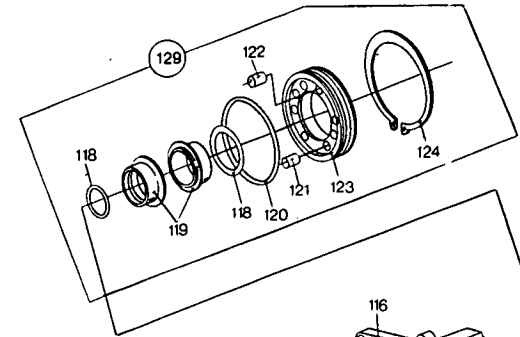
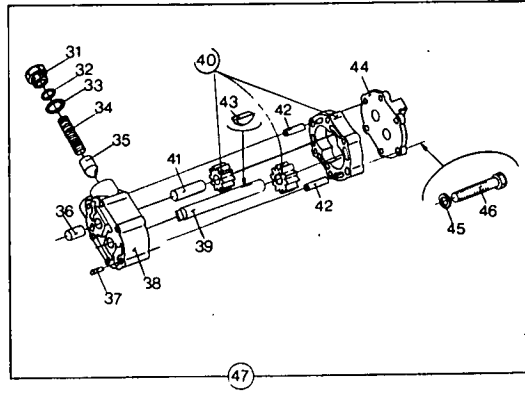
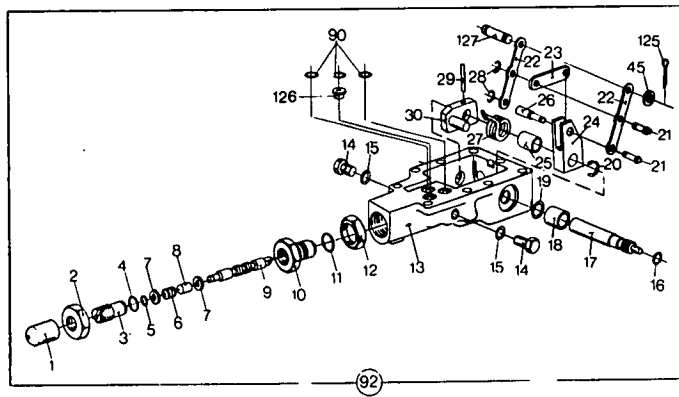
* Items marked with asterick are components of the 095983 Pump Gasket Kit.
 Quantity of components in kit agree with number used in pump.



HYDROSTATIC PUMP
 POMPE HYDROSTATIQUE
 HYDROSTATIK PUMPE
 POMPA IDROSTATICA
 HYDROSTATISCHE POMP

Fig.	Order Ref.	Qty.	Code	Description	N.B.
49	088645	4		Hex. cap screw	
50	165214	1		Charge pump gasket	*
51	088337	3		Hex. cap screw	
52	088393	5		Hex. cap screw	
53	166275	26		Washer	
54	163094	2		Check valve assembly	incl.fig.55
56	165211	1		End cap	
57	165180	1		End cap gasket	*
58	165200	AR		Shim	Thick = 0,10 mm
59	165183	1		Rear bearing	
60	188532	1		Valve plate	
61	165181	1		Pin	
62	165185	1		Bearing plate	
63	165178	1		Pilot	
64	165187	1		Retaining ring	
65	165188	1		Spring retainer	
66	165177	1		Spring guide	
67	165189	1		Cylinder block spring	
68	165190	1		Spring seat	
69	165191	9		Retainer spring	
70	165186	1		Pin	
71	165192	1		Cylinder block assembly	
72	165173	1		Retainer guide	
73	165176	1		Slipper retainer	
74	188540	9		Piston assembly	
75	165224	1		Thrust plate	
76		4		Plug	Available only as fig.128
77	166277	4		Socket head screw	
78	165215	2		Sleeve retainer	
79		2		Servo sleeve	Available only as fig.128
80	165216	2		O-ring	*
81	165217	2		O-ring	*
82	088503	2		Hex. cap screw	
83	166276	2		Washer	
84	165218	2		Spring guide	
85	165219	2		Servo spring	
86		2		Servo piston	Available only as fig.128
87	165221	2		Pin	
88	165222	8		Retaining pin	
89	165179	4		Pin	
90	163093	4		O-ring	
91	163089	1		Control valve gasket	
92	188533	1		Control valve assembly	incl.fig.1 through 30
93		2		Hex. cap screw	
94	087405	7		Hex. cap screw	
95	165207	1		Control handle	
96	084942	1		Hex. nut	
97	087552	1		Tooth lockwasher	

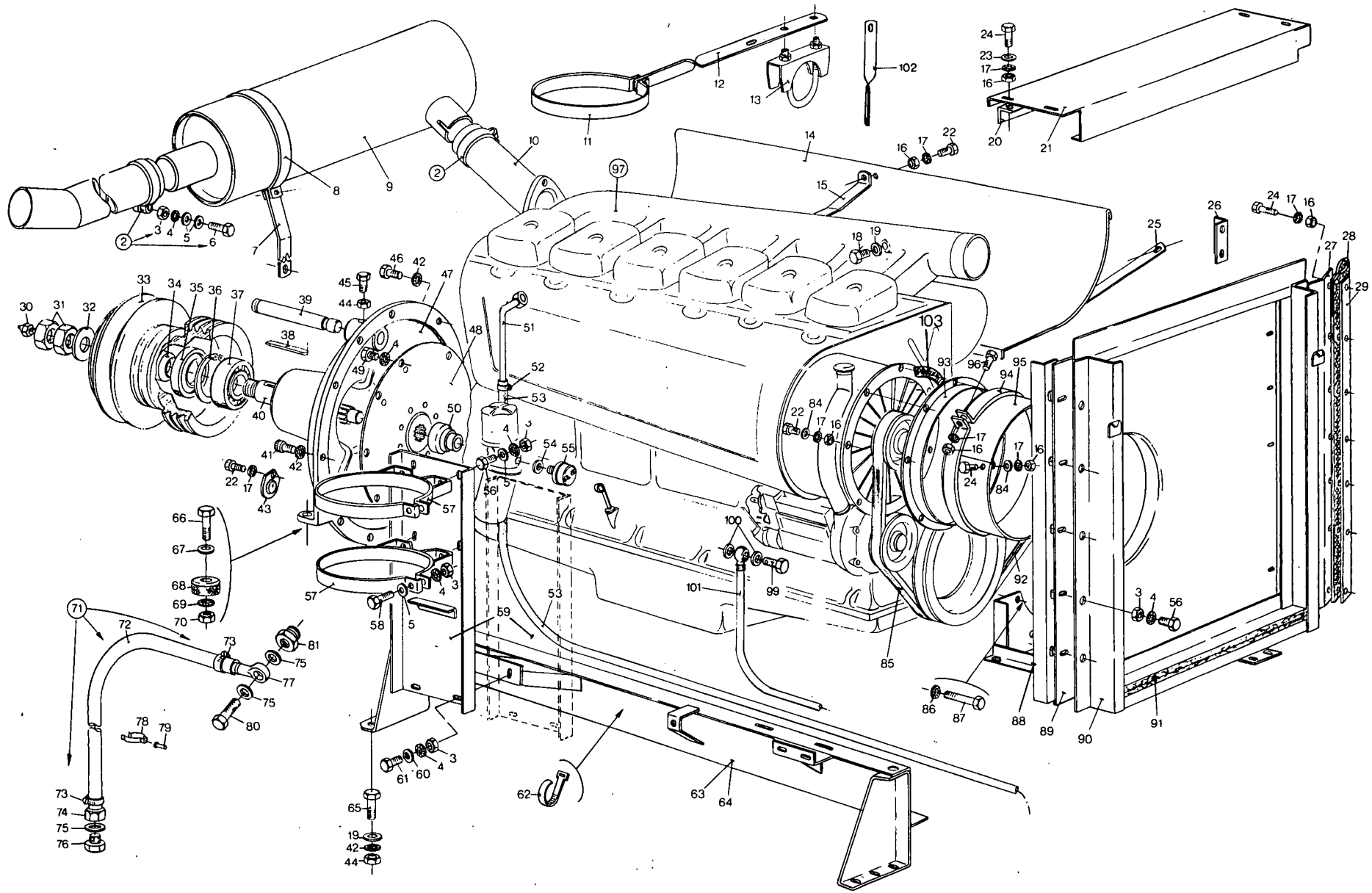
* Items marked with asterick are components of the 095983 Pump Gasketed Kit.
 Quantity of components in kit agree with number used in pump.



HYDROSTATIC PUMP
 POMPE HYDROSTATIQUE
 HYDROSTATIK PUMPE
 POMPAIDROSTATICA
 HYDROSTATISCHE POMP

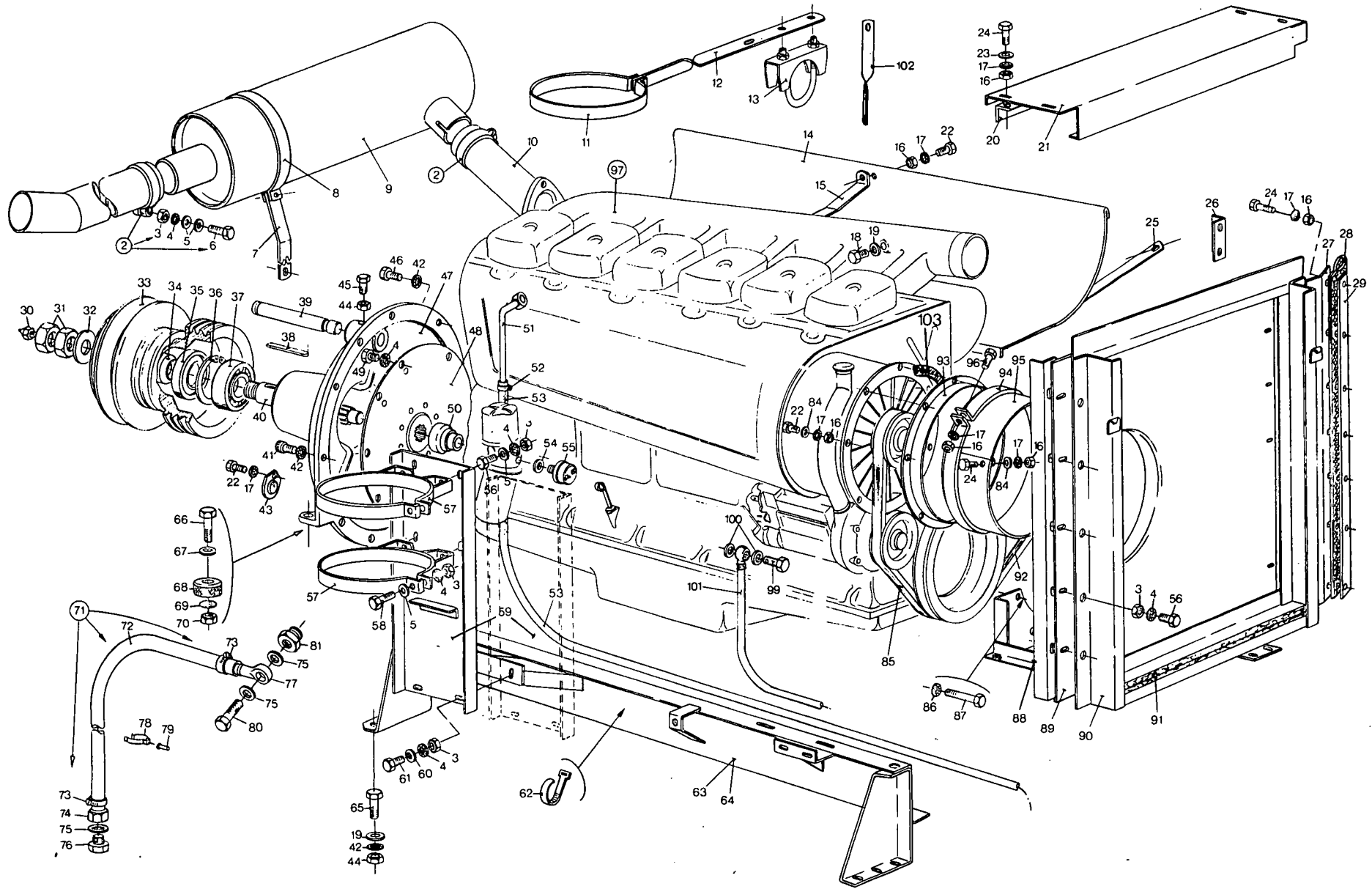
Fig.	Order Ref.	Qty.	Code	Description	N.B.
98	166479	1		Spacer	
99	080709	1		Plug	
100	166278	1		Plug	
101	165202	1		O-ring	*
102	087932	6		Hex. cap screw	
103	165203	2		Trunnion	
104	165204	AR		Shim	Thick = 0,10 mm
105	141044	2		O-ring	*
106	165205	2		Trunnion bearing	
107	165226	1		Pump housing	
108	165199	1		Swash plate link	
109	165197	1		Pin	
110	165198	2		Retaining ring	
111	165227	1		Swash plate	
112	188538	4		Servo link	
113	165201	1		Drive shaft	
114	165195	1		Front cover gasket	*
115	165194	1		Front bearing	
116	165196	1		Front cover	
117	088011	12		Hex. cap screw	
118	163083	2		O-ring	*
119	163088	1		Seal	*
120	163087	1		O-ring	*
121	163086	6		Seal	
122	165228	1		Groove pin	
123	163085	1		Seal retainer	
124	163084	1		Snap ring	
125	081858	1		Cotter pin	
126	188534	1		Orifice plate	
127	163091	1		Pin	
128	387025	1		Kit	Incl.fig.76,79,86
129	385938	1		Kit	Incl.fig.118 through 124

* Items marked with asterick are components of the 095983 Pump Gasketed Kit.
 Quantity of components in kit agree with number used in pump



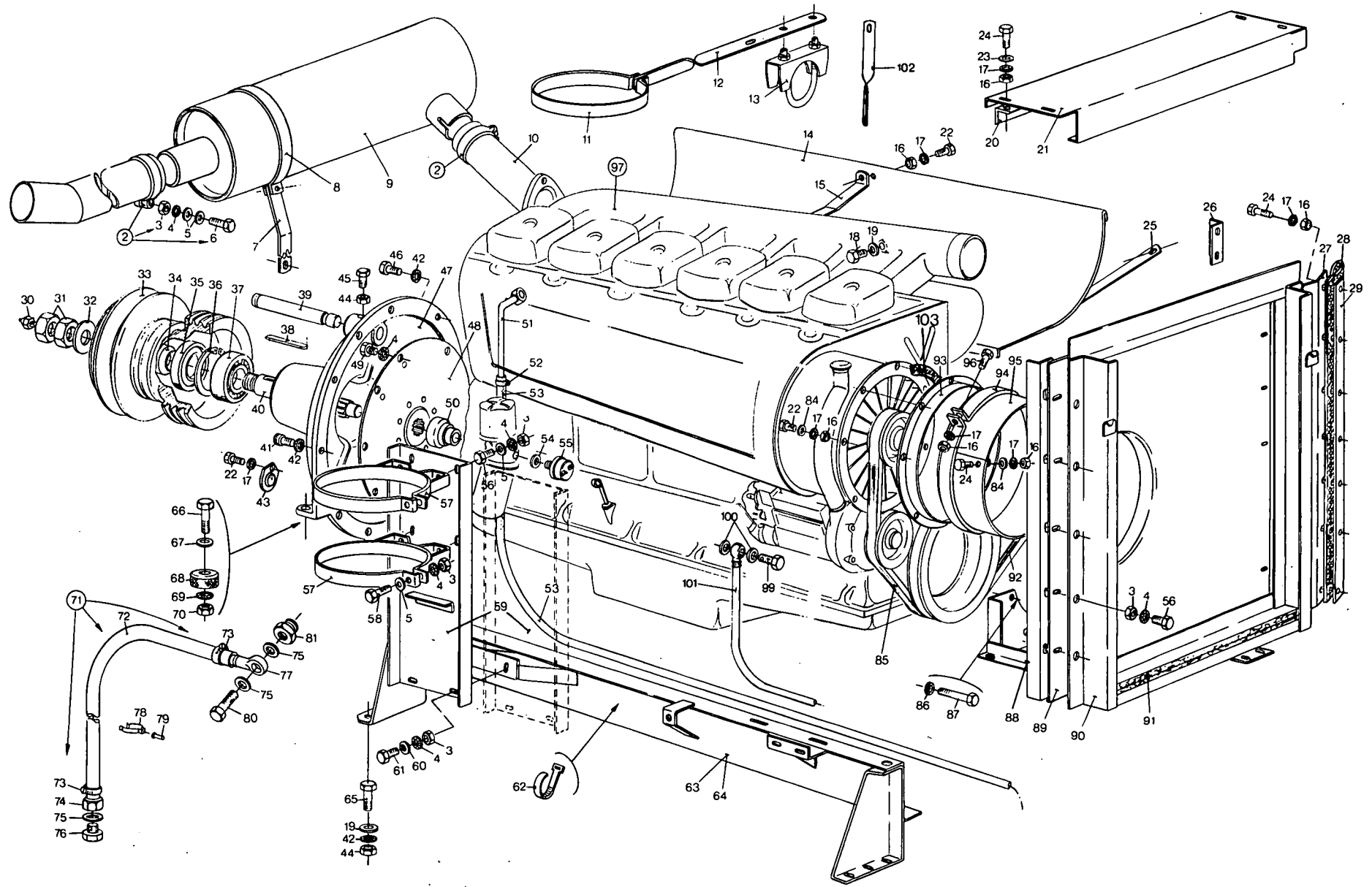
ACCESSORIES FOR DEUTZ ENGINE F6L 912
ACCESSOIRES POUR MOTEUR DEUTZ F6L 912
ZUBEHÖR FÜR DEUTZ MOTOR F6L 912
ACCESSORI PER MOTORE DEUTZ F6L 912
TOEBEHOREN VOOR DEUTZ MOTOR F6L 912

Fig.	Order Ref.	Qty.	Code	Description	N.B.
2	337075	2		Clamp assy	incl.fig.3,4,5,6
3	100015	27		Hex. nut	
4	322358	27		Tooth lockwasher	
5	140016	30		Plain washer	
6	120108	2		Hex. cap screw	
7	337066	1		Support	
8	330472	1		Clamp	
9	337023	1		Silencer	
10	338889	1		Exhaust pipe	
11	362481	2		Clamp	
12	399155	1		Support	
13	338881	1		Clamp assy.	
14	394748	1		Plate	
15	365414	1		Support	
16	100014	17		Hex. nut	
17	322357	20		Tooth lockwasher	
18	323625	1		Plug	
19	140017	30		Washer	
20	337747	1		Support	
21	355142	1		Support	
22	120099	8		Hex. cap screw	
23	140040	8		Washer	
24	120100	9		Hex, cap screw	
25	337052	1		Support	
26	337233	1		Support	
27	354738	1		Plate	
28	354736	1		Seal strip	
29	354737	1		Fixing strip	
30	332038	1		Grease fitting	
31	100034	2		Hex. nut	
32	367331	1		Washer	
33	367332	1		Main drive pulley	
34	321661	1		Bushing	
35	365512	1		Seal ring	
36	370013	1		Snap ring	
37	322365	1		Roller bearing	
38	170016	1		Key	
39	375183	1		Shaft	
40	321660	1		Drive shaft	
41	120052	5		Machine screw	
42	140045	27		Tooth lockwasher	
43	321662	2		Cover	
44	100016	15		Hex. nut	
45	120111	11		Hex. cap screw	
46	120070	2		Hex. cap screw	
47	333310	1		Flange	
48	331496	1		Drive plate	
49	120103	12		Hex. cap screw	



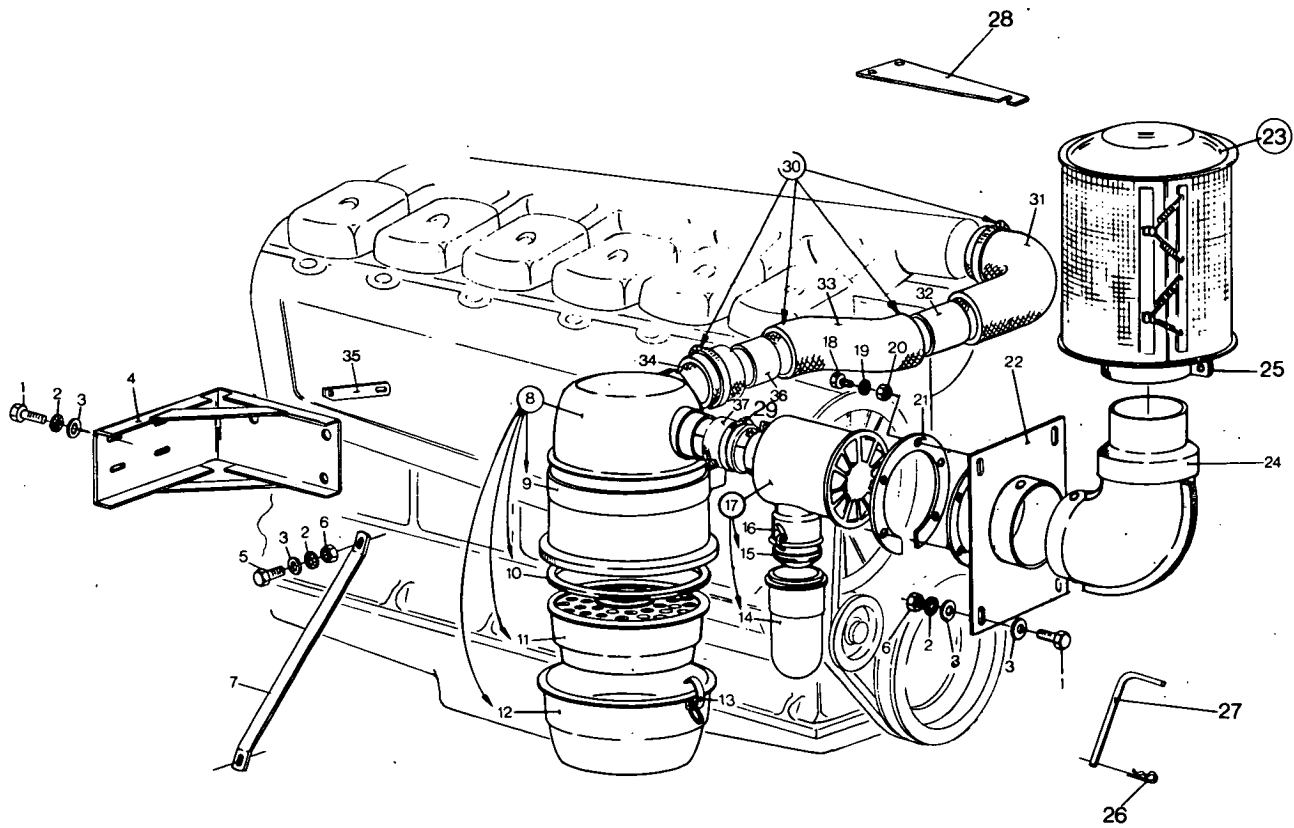
ACCESSORIES FOR DEUTZ ENGINE F6L 912
ACCESSOIRES POUR MOTEUR DEUTZ F6L 912
ZUBEHÖR FÜR DEUTZ MOTOR F6L 912
ACCESSORI PER MOTORE DEUTZ F6L 912
TOEBEHOREN VOOR DEUTZ MOTOR F6L 912

Fig.	Order Ref.	Qty.	Code	Description	N.B.
50	333311	1		Center bushing	
51	332004	1		Fuel pipe	
52	150064	2		Clamp	
53	320984	1		Fuel line	
54	220105	1		Seal ring	
55	372045	1		Oil pressure sender	
56	120104	12		Hex. cap screw	
57	396402	4		Clamp	
58	120105	12		Hex. cap screw	
59	337084	2		Support	
60	140041	4		Washer	
61	120161	4		Hex. cap screw	
62	323597	1		Line clamp	
63	396635	1		Engine support	Rear
64	337127	1		Engine support	Front
65	120201	8		Hex. cap screw	
66	120083	2		Hex. cap screw	
67	140018	7		Washer	
68	337060	2		Rubber block	
69	140046	4		Tooth lockwasher	
70	337475	4		Hex. nut	
71	326083	1		Oil drain hose assy	incl.fig.72 through 77
72	326081	1		Oil drain hose	
73	326082	2		Clamp	
74	326079	1		Connector	
75	220122	3		Seal ring	
76	150060	1		Plug	
77	326078	1		Connector	
78	326080	3		Clip	
79	130065	3		Rivet	
80	120258	1		Screw	
81	326077	1		Connector	
84	140015	6		Washer	
85	336386	1		V-belt	
86	140047	4		Tooth lockwasher	
87	120087	4		Hex. cap screw	
88	338897	1		Support	
89	338884	1		Plate	
90	337246	1		Support	
91	328542	1		Seal strip	
92	386155	1		V-belt	
93	482400	1		Support ring	
94	150054	2		Clamp	
95	338883	1		Connecting piece	incl.fig.16,17,24,84
96	120102	2		Hex. cap screw	
97	315999	1		Engine assy	F6L 912
99	354969	1		Hole screw	



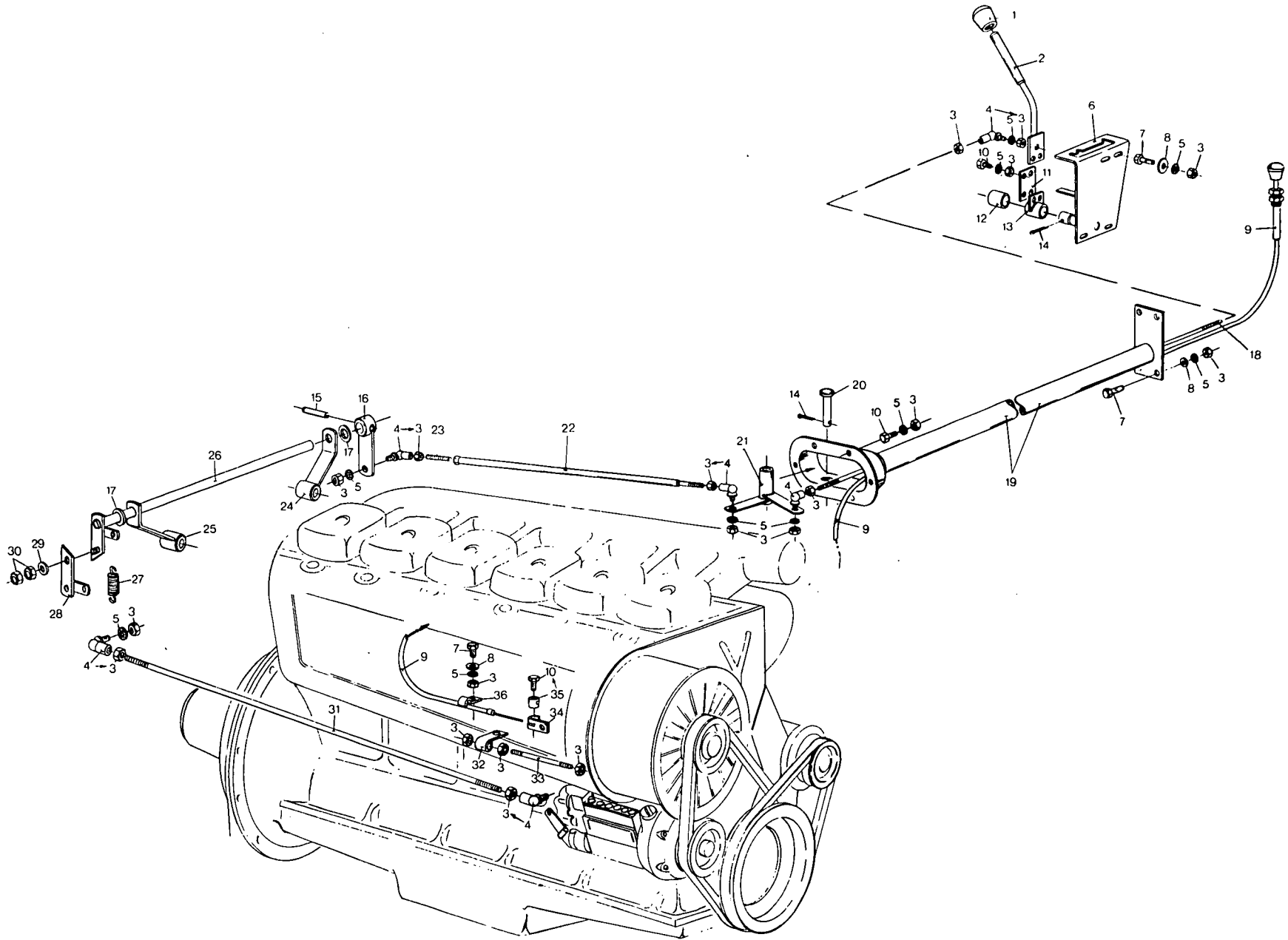
ACCESSORIES FOR DEUTZ ENGINE F6L 912
ACCESSOIRES POUR MOTEUR DEUTZ F6L 912
ZUBEHÖR FÜR DEUTZ MOTOR F6L 912
ACCESSORI PER MOTORE DEUTZ F6L 912
TOEBEHOREN VOOR DEUTZ MOTOR F6L 912

Fig.	Order Ref.	Qty.	Code	Description	N.B.
100	220049	2		Seal ring	incl.fig.99,100
101	354833	1		Fuel line	
102	396713	1		Support	
103	422010	1	51	Ring	
Code 51 : 4803001 -					



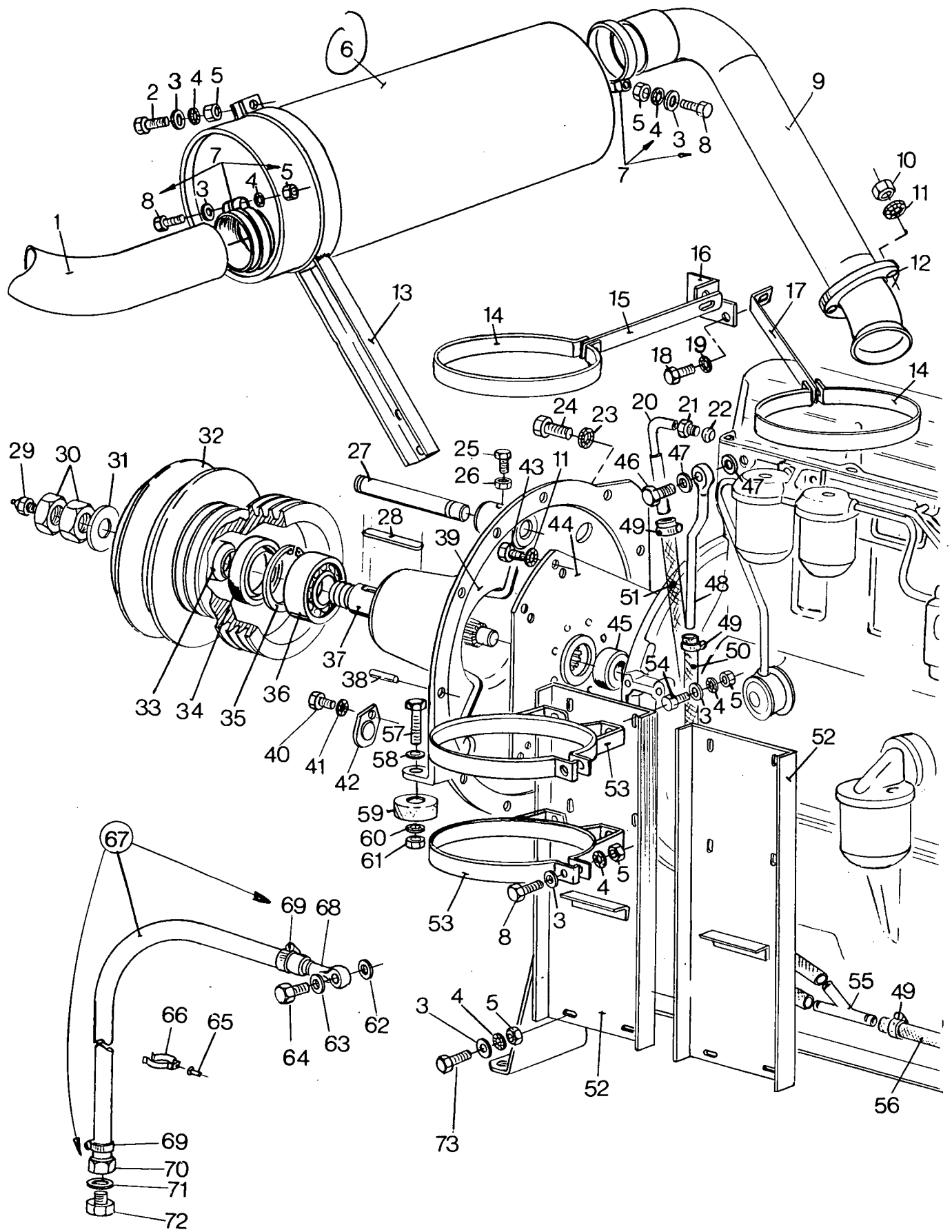
AIR FILTER DEUTZ F6L 912
 FILTRE A AIR DEUTZ F6L 912
 LUFTFILTER DEUTZ F6L 912
 FILTRO A ARIA DEUTZ F6L 912
 LUCHTFILTER DEUTZ F6L 912

Fig.	Order Ref.	Qty.	Code	Description	N.B.
1	120104	8		Hex. cap screw	
2	322358	12		Tooth lockwasher	
3	140016	16		Washer	
4	391920	1		Support	
5	120161	4		Hex. cap screw	
6	100015	8		Hex. nut	
7	338722	1		Support	
8	334089	1		Air filter compl.	incl.fig.9,10,11,12
9	150038	2		Clamp	
10	337518	1		Seal ring	
11	337519	1		Filter element	
12	337516	1		Oil can	incl.fig.13
13	337517	4		Clip	
14	325367	1		Filter bowl	
15	307592	1		Seal ring	
16	150065	2		Clip	
17	325366	1		Pre-filter	incl.fig.14,15,16
18	120099	6		Hex. cap screw	
19	322357	6		Tooth lockwasher	
20	100014	6		Hex. nut	
21	486114	1		Fixing ring	
22	398644	1		Support	
23	398643	1		Pre-filter	
24	332104	1		Support	
25	326751	1		Clamp	
26	331797	1		Hook	
27	180042	1		Hair cotter pin	
28	410734	1		Support	
29	381144	2		Clamp	
30	381145	6		Clamp	
31	190079	1		Rubber hose	
32	354970	2		Pipe	
33	391918	1		Rubber hose	
34	391918	1		Rubber hose	
35	389883	1		Support	
36	200336	1		Pipe	
37	190101	1		Pipe	




THROTTLE CONTROL DEUTZ F6L 912
MANETTE DE COMMANDE DES GAZ MOTEUR DEUTZ F6L 912
GASHANDHEBEL FÜR MOTOR DEUTZ F6L 912
MANOPOLA COMANDO ACCELERATORE DEUTZ F6L 912
GASHANDGRIEP DEUTZ MOTOR F6L 912

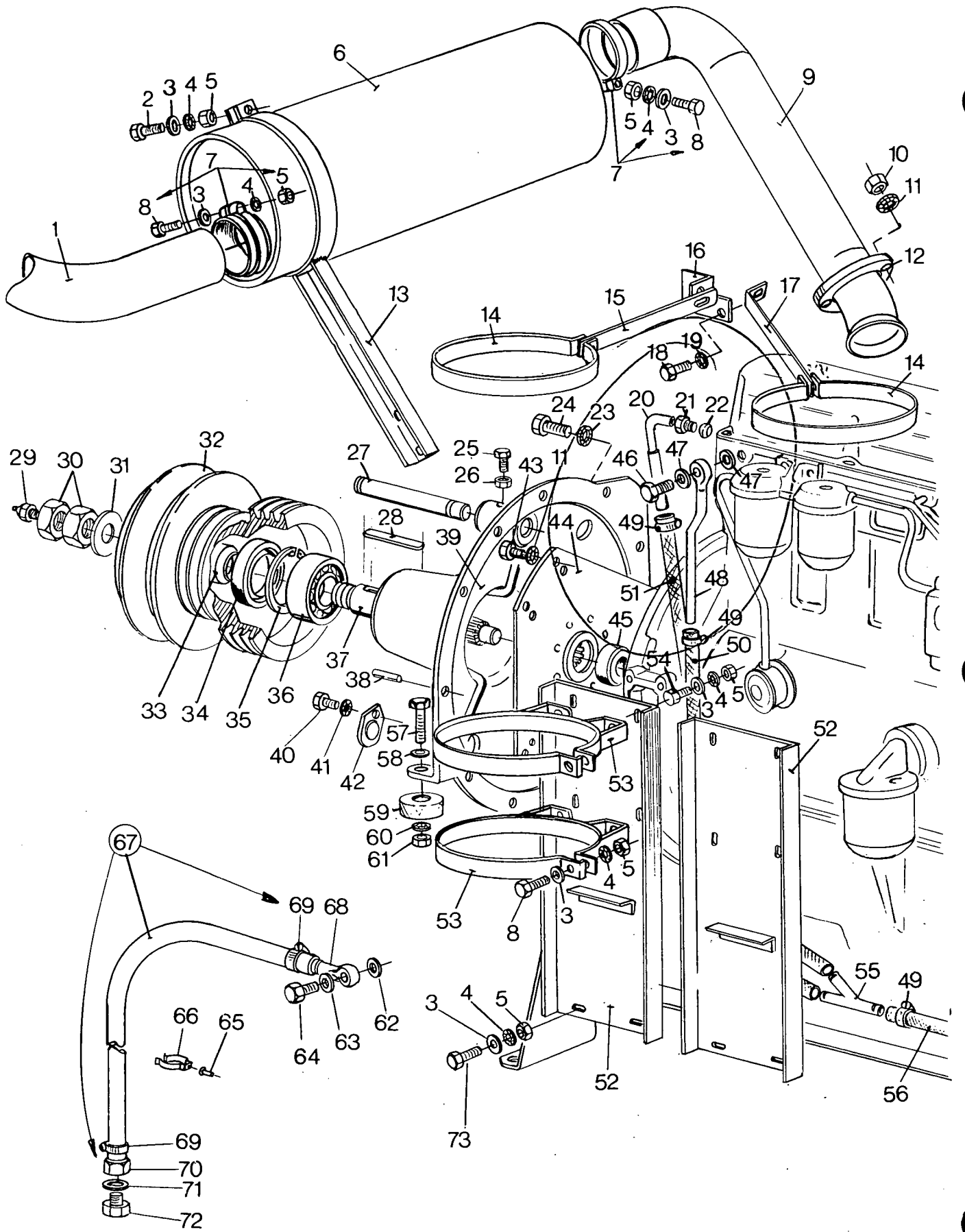
Fig.	Order Ref.	Qty.	Code	Description	N.B.
1	322505	1		Knob	
2	353366	1		Handle	
3	100014	30		Hex. nut	
4	350186	5		Ball hinge	
5	322357	25		Tooth lockwasher	
6	336928	1		Support plate	
7	120100	10		Hex. cap screw	
8	140040	13		Washer	
9	323472	1		Choke cable	
10	120099	11		Hex. cap screw	
11	485978	1		Spring plate	
12	332218	1		Bushing	
13	336935	1		Hinge piece	
14	130007	2		Cotter pin	
15	130043	1		Roll pin	
16	334713	1		Lever	
17	140018	2		Washer	
18	334163	1		Rod	
19	368021	1		Pipe	Through grain tank
20	334198	1		Pivot pin	
21	334359	1		Lever	
22	362502	1		Rod	
23	332198	1		Rod	
24	334710	1		Support	
25	334709	1		Support	
26	334715	1		Lever	
27	180063	1		Spring	
28	323585	1		Lever	
29	140017	1		Plain washer	
30	100016	2		Hex. nut	
31	334717	1		Rod	
32	334719	1		Fixing piece	
33	334718	1		Rod	
34	320544	1		Cable clamp	
35	327209	1		Cable clamp	incl.fig.10
36	326783	1		Clamp	



ACCESSORIES FOR FORD ENGINE 2704 ET
 ACCESSOIRES POUR MOTEUR FORD 2704 ET
 ZUBEHÖR FÜR FORD MOTOR 2704 ET
 ACCESSORI PER MOTORE FORD TIPO 2704 ET
 TOEBEHOREN VOOR FORD MOTOR 2704 ET

Fig.	Order Ref.	Qty.	Code	Description	N.B.
1	367323	1	51	Exhaust pipe	incl.fig.3,4,5,8
2	120105	6	51	Hex. cap screw	
3	378243	20	51	Plain washer	
4	322358	4	51	Tooth lockwasher	
5	100015	37	51	Hex. nut	
6	418860	1	51	Silencer	
7	354820	2	51	Clamp	
8	300510	2	51	Hex. cap screw	
9	422292	1	51	Exhaust pipe	
10	355792	3	51	Hex. nut 	
11	080680	13	51	Tooth lockwasher	
12	355102	1	51	Flange	
13	422289	1	51	Support	
14	362481	2	51	Clamp	
15	337068	1	51	Support	
16	396022	1	51	Support	
17	421354	1	51	Support	
18	088434	2	51	Hex. cap screw	
19	140045	10	51	Tooth lockwasher	
20	160170	1	51	Pipe	
21	330999	2	51	Hex. nut	
22	330997	1	51	Ferrule	
23	081547	17	51	Tooth lockwasher	
24	088260	11	51	Hex. cap screw	
25	120111	12	51	Hex. cap screw	
26	100016	24	51	Hex. nut	
27	375183	1	51	Shaft	
28	170016	1	51	Key	
29	332038	1	51	Grease fitting	
30	100034	2	51	Hex. jam nut	
31	367331	1	51	Washer	
32	367332	1	51	Main drive pulley	
33	321661	1	51	Bushing	
34	365512	1	51	Seal ring	
35	370013	1	51	Snap ring	
36	322365	1	51	Ball bearing	
37	354677	1	51	Shaft	
38	260037	2	51	Centre pin	
39	333314	1	51	Bearing flange	
40	120099	2	51	Hex. cap screw	
41	322357	20	51	Tooth lockwasher	
42	321662	2	51	Cover	
43	300822	6	51	Hex. cap screw	
44	354731	1	51	Drive flange	
45	200246	1	51	Collar	
46	120297	1	51	Hex. cap screw	
47	365167	2	51	Seal ring	

Code 51 : 4803001 -

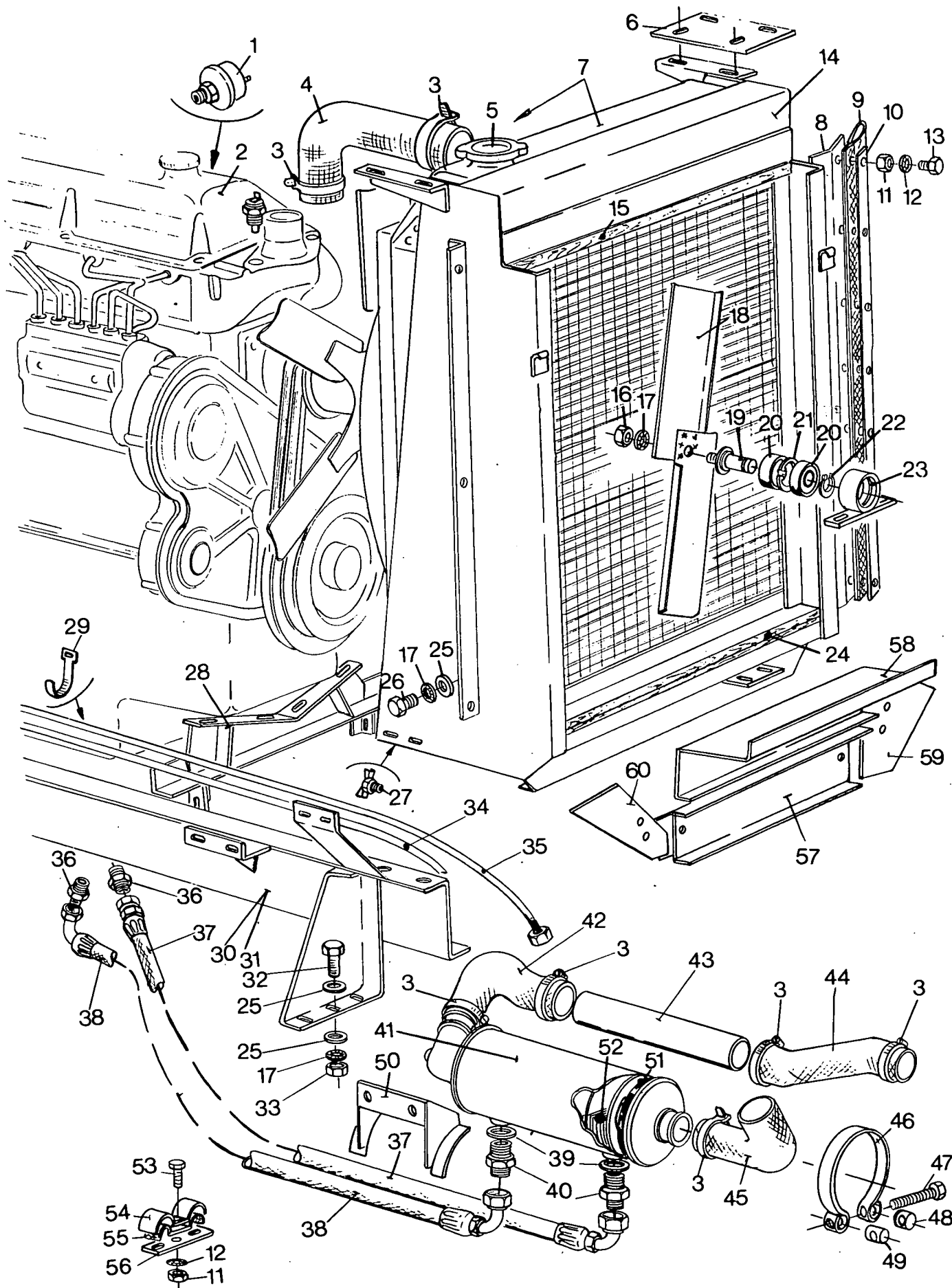


ACCESSORIES FOR FORD ENGINE 2704 ET
 ACCESSOIRES POUR MOTEUR FORD 2704 ET
 ZUBEHÖR FÜR FORD MOTOR 2704 ET
 ACCESSORI PER MOTORE FORD TIPO 2704 ET
 TØEBEHØREN VOOR FORD MOTOR 2704 ET

Fig.	Order Ref.	Qty.	Code	Description	N.B.
48	337322	1	51	Pipe	
49	150064	8	51	Clamp	
50	383912	1	51	Fuel pipe	
51	320984	1	51	Fuel pipe	
52	337084	1	51	Support	
53	396402	4	51	Clamp	
54	120104	4	51	Hex. cap screw	
55	308668	1	51	Connecting	
56	419411	2	51	Fuel pipe	
57	120083	2	51	Hex. cap screw	
58	378245	6	51	Washer	
59	337060	2	51	Rubber block	
60	140046	4	51	Tooth lockwasher	
61	100018	4	51	Hex. nut	
62	220120	1	51	Seal ring	
63	220122	1	51	Seal ring	
64	120258	1	51	Screw	
65	130065	3	51	Rivet	
66	326082	3	51	Clamp	
67	326083	3	51	Oil drain hose	
68	326078	1	51	Connecting piece	incl.fig.68 thru 72
69	326082	2	51	Clamp	
70	326079	1	51	Connecting piece	
71	220122	1	51	Seal ring	
72	150060	1	51	Plug	
73	120161	8	51	Hex. cap screw	

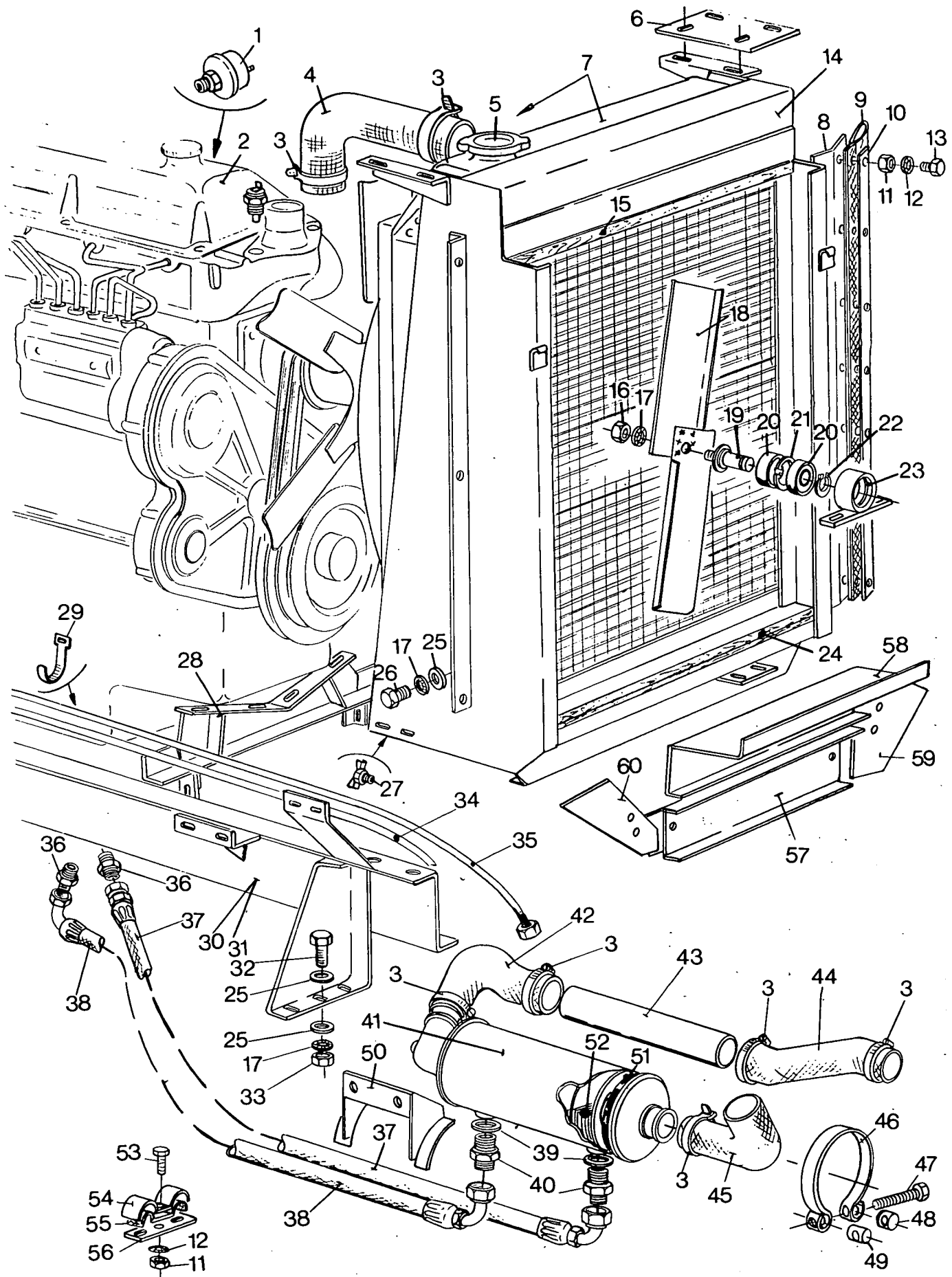
VE ME 80707.
Adampson

Code 51 : 4803001 -



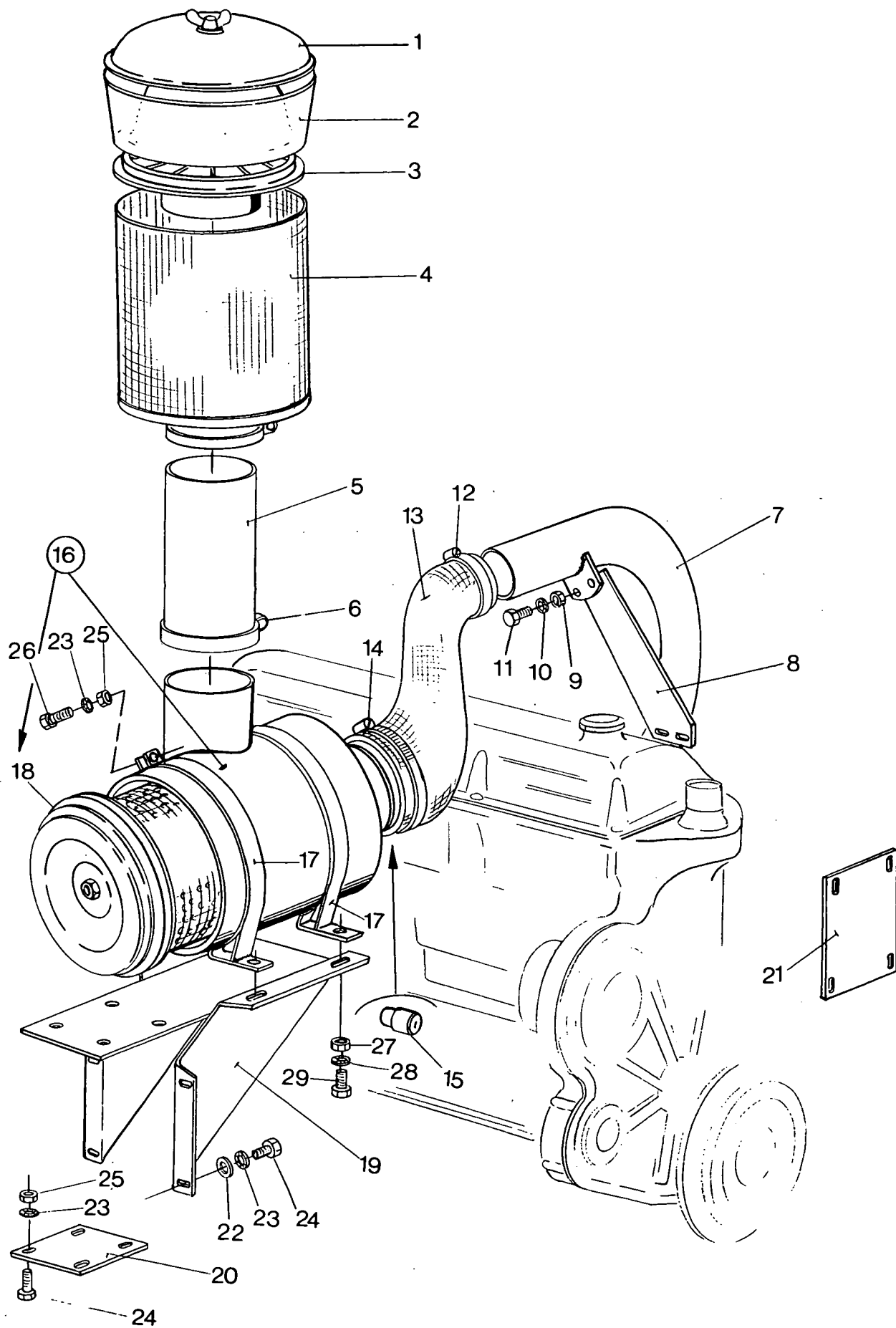
ACCESSORIES FOR FORD ENGINE 2704 ET
 ACCESSOIRES POUR MOTEUR FORD 2704 ET
 ZUBEHOR FUR FORD MOTOR 2704 ET
 ACCESSORI PER MOTORE FORD TIPO 2704 ET
 TOEBEHOREN VOOR FORD MOTOR 2704 ET

Fig.	Order Ref.	Qty.	Code	Description	N.B.
1	372044	1	51	Oil pressure sender	
2	322512	1	51	Water temperature sender	
3	360747	8	51	Clamp	
4	423185	1	51	Rubber elbow	
5	076896	1	51	Cap	
6	370968	1	51	Support	
7	421082	1	51	Radiator	incl.fig.5
8	354738	1	51	Support plate	
9	354736	1	51	Seal strip	
10	354737	1	51	Fixing plate	
11	100014	18	51	Hex. nut	
12	322357	20	51	Tooth lockwasher	
13	120100	10	51	Hex. cap screw	
14	422791	1	51	Radiator support	
15	354847	2	51	Seal strip	
16	354720	1	51	Hex. jam nut	
17	140045	1	51	Tooth lockwasher	
18	378733	1	51	Fan	
19	360961	1	51	Shaft	
20	308803	2	51	Ball bearing	
21	300642	1	51	Snap ring	
22	301615	1	51	Snap ring	
23	360959	1	51	Bearing flange	
24	328542	1	51	Seal strip	
25	378244	20	51	Washer	
26	300383	6	51	Hex. cap screw	
27	350187	1	51	Cock	
28	355079	1	51	Support	
29	323597	2	51	Clamp	
30	421081	1	51	Support - front	
31	378789	1	51	Support - rear	
32	120201	8	51	Hex. cap screw	
33	100016	24	51	Hex. nut	
34	419411	1	51	Fuel oil pipe	
35	424351	1	51	Fuel oil pipe	
36	355066	2	51	Connector	
37	373561	1	51	Oil pipe	
38	373562	1	51	Oil pipe	
39	373374	2	51	Washer	
40	366235	2	51	Connector	
41	373604	1	51	Oil cooler	incl.fig.51,52
42	373558	1	51	Rubber hose	
43	375596	1	51	Pipe	
44	421080	1	51	Rubber hose	
45	373557	1	51	Rubber hose	
46	367684	2	51	Clamp	
47	120061	2	51	Hex. cap screw	
48	367683	2	51	Adjusting nut	



ACCESSORIES FOR FORD ENGINE 2704 ET
ACCESSOIRES POUR MOTEUR FORD 2704 ET
ZUBEHÖR FÜR FORD MOTOR 2704 ET
ACCESSORI PER MOTORE FORD TIPO 2704 ET
TOEBEHOREN VOOR FORD MOTOR 2704 ET

Fig.	Order Ref.	Qty.	Code	Description	N.B.
49	367685	2	51	Lock nut	
50	422123	1	51	Support	
51	375782	2	51	"O" ring	
52	375783	1	51	Cooler element	
53	300506	1	51	Hex. cap screw	
54	336978	1	51	Clamp	
55	336979	1	51	Protection strip	
56	335560	1	51	Support plate	
57	423027	1	51	Protection	
58	423032	1	51	Protection	
59	423033	1	51	Support	
60	423026	1	51	Support	

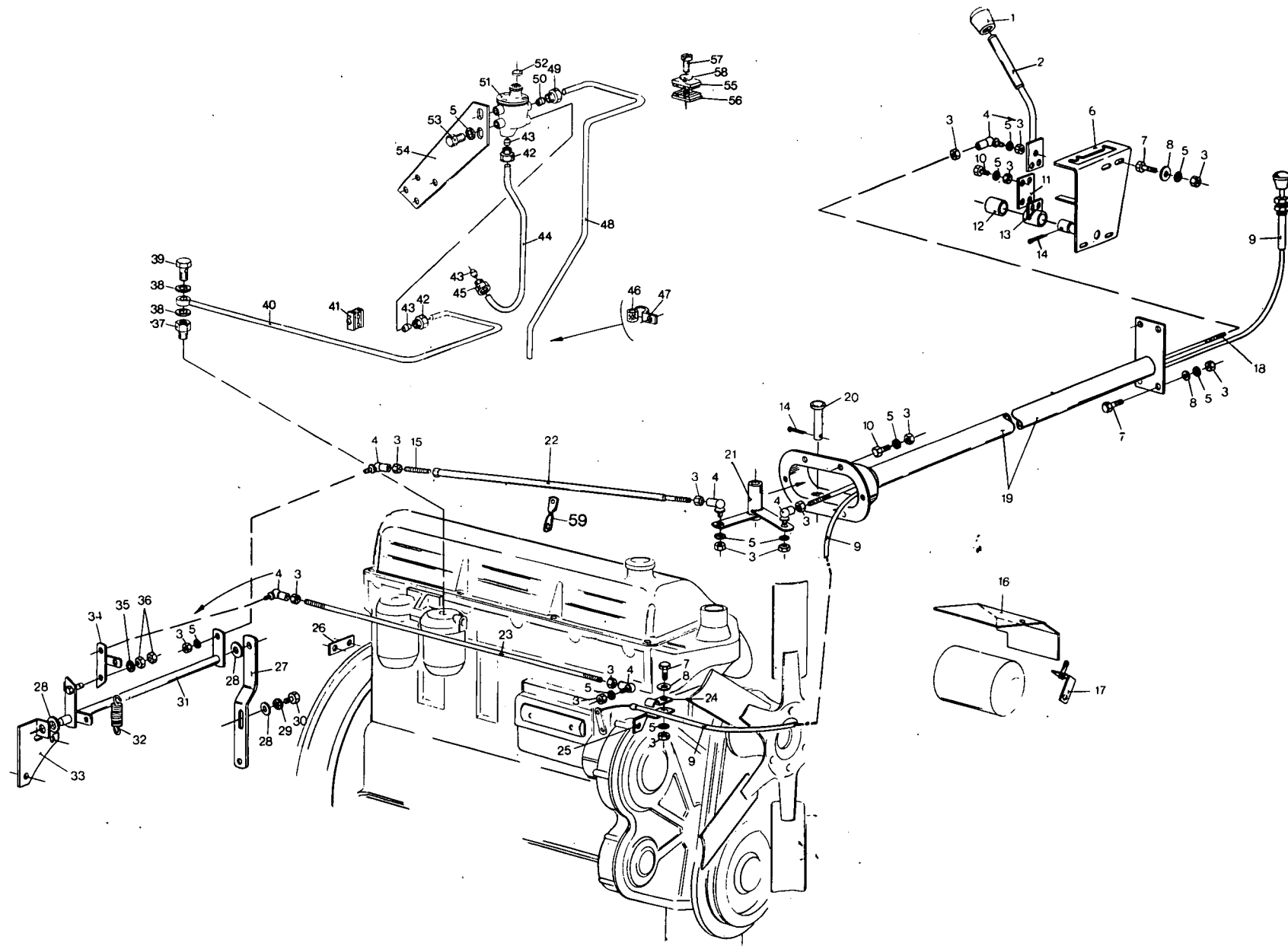


AIR FILTER FORD 2704 ET
 FILTRE A AIR FORD 2704 ET
 LUFTFILTER FORD 2704 ET
 FILTRO DELL'ARIA FORD 2704 ET
 LUCHTFILTER FORD 2704 ET

FROM MACHINE 4803001

Fig.	Order Ref.	Qty.	Code	Description	N.B.
1	065271	1	51	Cover	
2	065273	1	51	Dust cap	
3	065272	1	51	Sleeve assembly	
4	371883	1	51	Dust screen	
5	396175	1	51	Air suction pipe	
6	398710	1	51	Clamp	
7	354793	1	51	Air suction pipe	
8	381133	1	51	Support	
9	100014	2	51	Hex. cap screw	
10	322357	2	51	Tooth lockwasher	
11	120100	2	51	Hex. cap screw	
12	381145	2	51	Clamp	
13	399103	1	51	Air suction pipe	
14	064706	1	51	Clamp	
15	375645	1	51	Cacuum controller	
16	398602	1	51	Air filter	incl.fig.18
17	411341	2	51	Clamp	
18	399053	1	51	Air filter element	
19	426842	1	51	Support	
20	383459	1	51	Plate	
21	411128	1	51	Cover	
22	378243	10	51	Washer	
23	322358	17	51	Tooth lockwasher	
24	120104	12	51	Hex. cap screw	
25	100015	13	51	Hex. nut	
26	120161	4	51	Hex. cap screw	
27	337475	4	51	Hex.nut	
28	140046	4	51	Tooth lockwasher	
29	300389	4	51	Hex. cap screw	

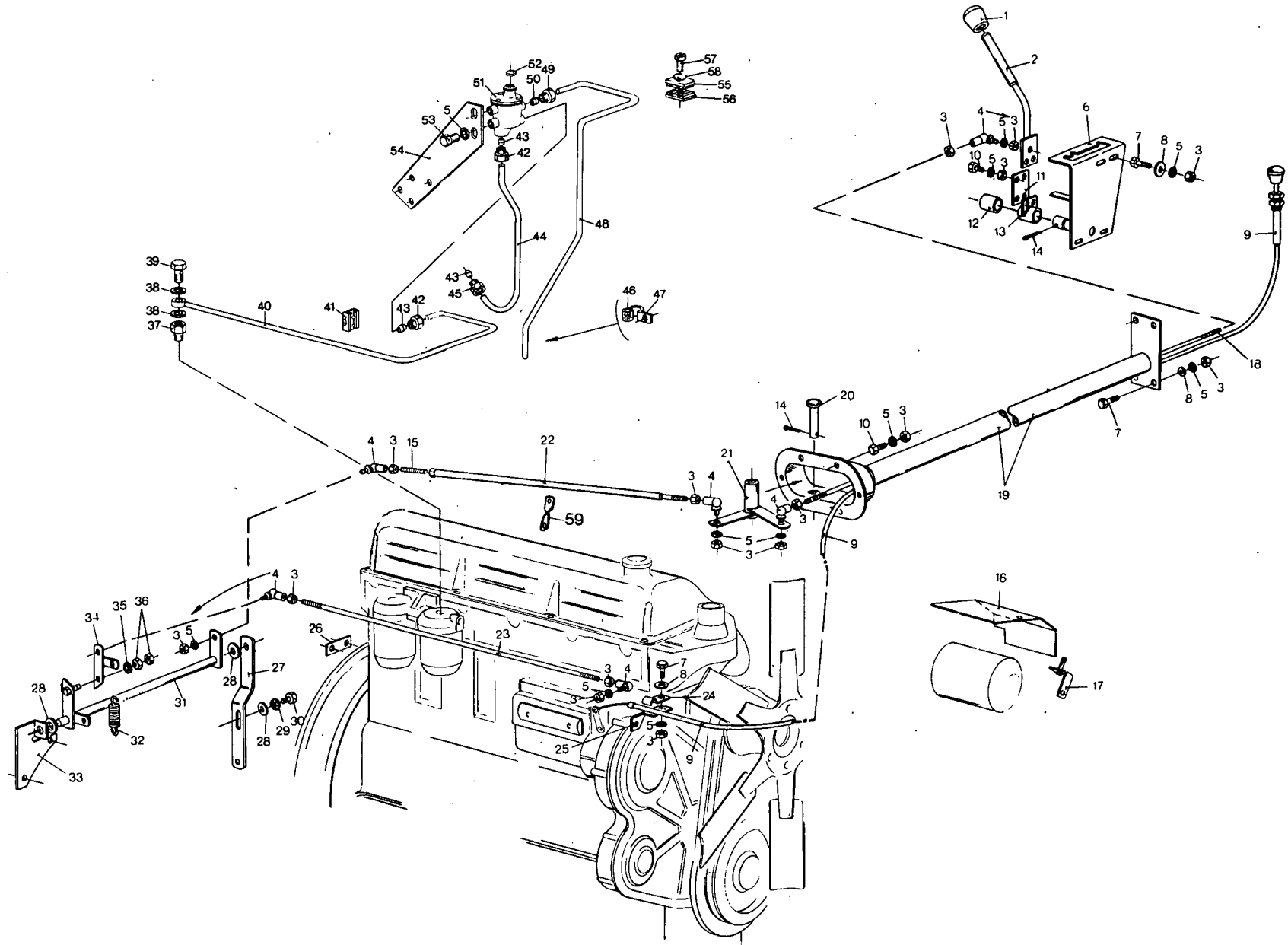
Code 51 : 4803001 -



THROTTLE CONTROL FORD 2704 ET
 MANETTE DE COMMANDE DES GAZ FORD 2704 ET
 GASHANDHEBEL FORD 2704 ET
 ACCELERATORE A MANO
 GASHANDGREEP FORD 2704 ET

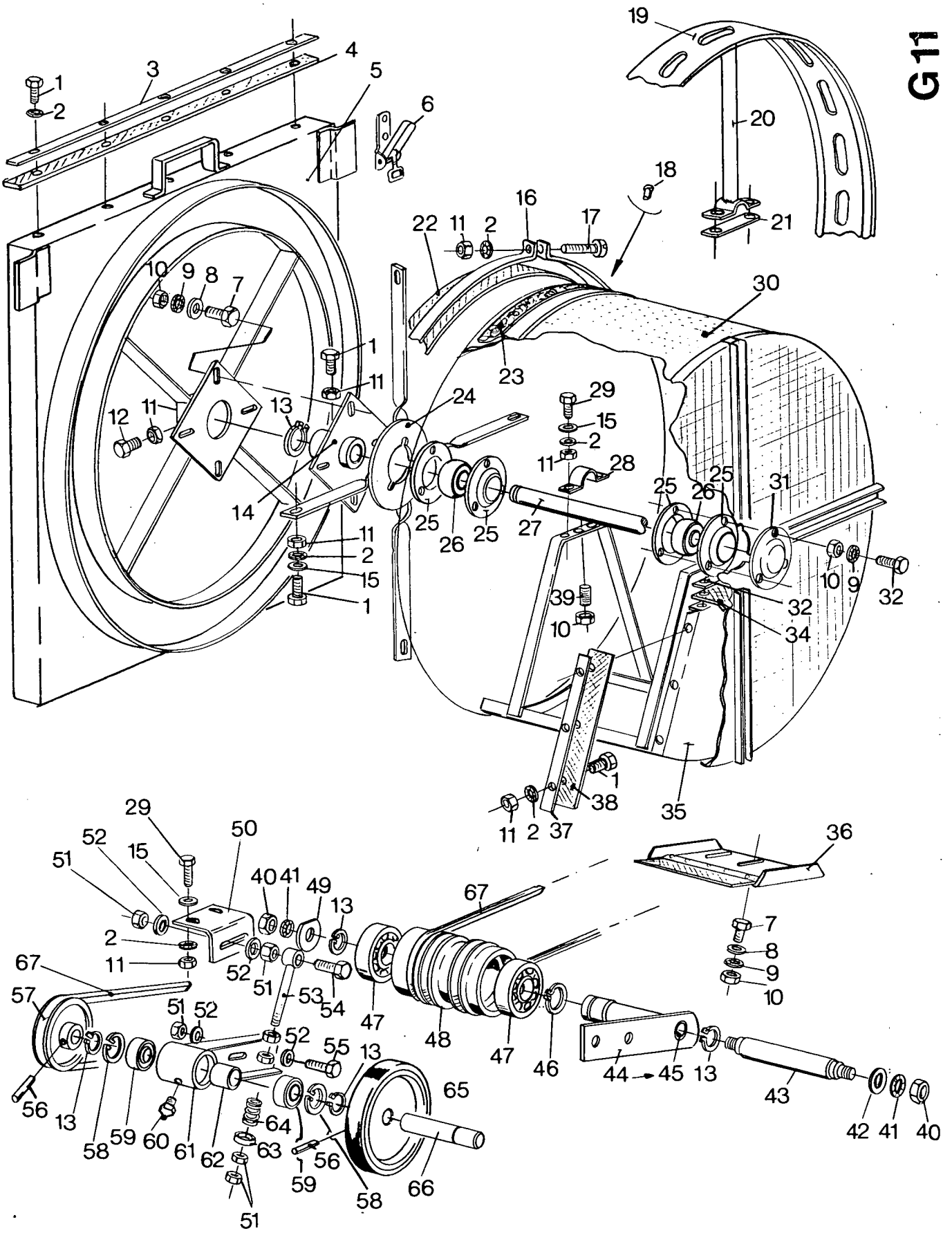
Fig.	Order Ref.	Qty.	Code	Description	N.B.
1	322505	1	51	Knob	
2	353366	1	51	Handle	
3	100014	30	51	Hex. nut	
4	350186	9	51	Ball hinge	incl.1 x fig. 3
5	322357	25	51	Tooth lockwasher	
6	336928	1	51	Support	
7	120100	7	51	Hex. cap screw	
8	140040	13	51	Washer	
9	323472	1	51	Cable	
10	120099	10	51	Hex. cap screw	
11	485978	1	51	Spring plate	
12	332218	1	51	Bushing	
13	336935	1	51	Pivot	
14	130007	2	51	Cotter pin	
15	332198	1	51	Stud	
16	393680	1	51	Protection plate	
17	371175	1	51	Support	
18	334163	1	51	Rod	
19	368021	1	51	Pipe	Through grain tank
20	334198	1	51	Pivot pin	
21	334167	1	51	Pivot lever	
22	362502	1	51	Rod	
23	324399	1	51	Rod	
24	326783	1	51	Clamp	
25	378999	1	51	Support	
26	322295	1	51	Plate	
27	353367	1	51	Support	
28	140018	3	51	Plain washer	
29	140046	2	51	Tooth lockwasher	
30	325329	2	51	Hex. cap screw	
31	336930	1	51	Pivot lever	
32	180063	1	51	Spring	
33	336937	1	51	Support	
34	362250	1	51	Lever	
35	140017	1	51	Washer	
36	100016	2	51	Hex. nut	
37	381096	1	51	Nipple	
38	381099	2	51	Seal washer	
39	381097	1	51	Hex. cap screw	
40	384339	1	51	Pipe	
41	384146	2	51	Clamp	
42	381100	2	51	Nipple	
43	381102	3	51	Ferrule	
44	384305	1	51	Pipe	
45	381101	1	51	Nipple	
46	322805	1	51	Pipe protection	
47	330005	1	51	Clamp	

Code 51 : 4803001 -



THROTTLE CONTROL FORD 2704 ET
MANETTE DE COMMANDE DES GAZ FORD 2704 ET
GASHANDHEBEL FORD 2704 ET
ACCELERATORE A MANO
GASHANDGREEP FORD 2704 ET

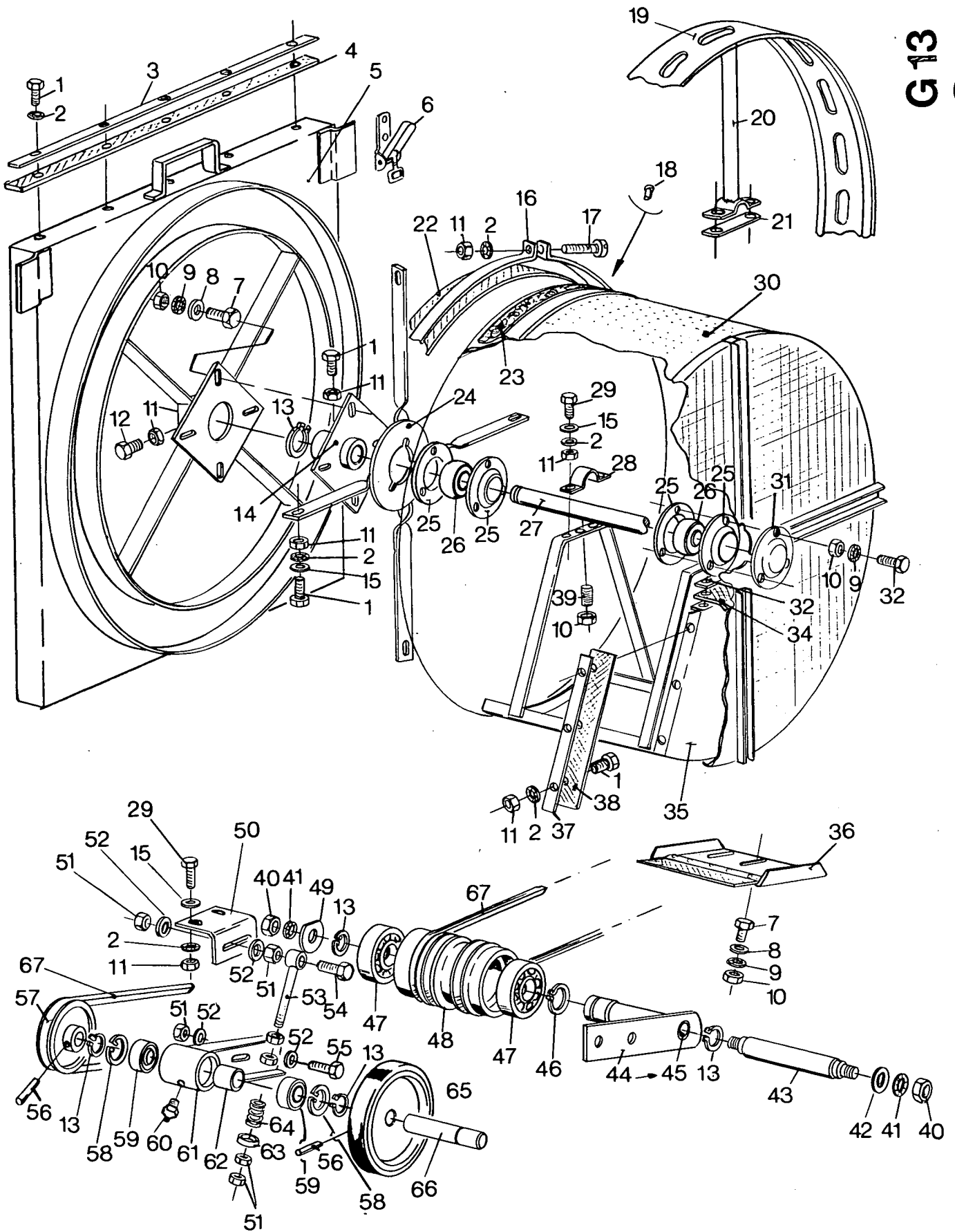
Fig.	Order Ref.	Qty.	Code	Description	N.B.
48	384338	1	51	Pipe	
49	381105	1	51	Nipple	
50	381104	1	51	Ferrule	
51	381095	1	51	Heater reservoir	
52	381135	1	51	Seal	
53	087277	2	51	Hex. cap screw	
54	381133	1	51	Support	
55	395956	2	51	Clamp	
56	395957	1	51	Clamp	
57	396016	2	51	Carriage bolt	
58	140026	2	51	Tooth lockwasher	
59	324093	1	51	Support	
Code 51 : 4803001 -					



ROTARY SCREEN & HOUR METER
 TAMIS TOURNANT & COMPTEUR HORAIRE
 DREHBARER STAUBSCHIRM & STUNDEN ZÄHLER
 PULITORE ROTANTE E CONTAORE
 DRAAIENDE STOFKAP & URENTELLER

Fig.	Order Ref.	Qty.	Code	Description	N.B.
1	120099	18	51	Hex. cap screw	
2	322357	33	51	Tooth lockwasher	
3	322468	1	51	Lath	
4	322467	1	51	Seal strip	
5	422793	1	51	Housing	
6	040008	2	51	Clamp	
7	120161	4	51	Hex. cap screw	
8	378243	15	51	Washer	
9	322358	12	51	Tooth lockwasher	
10	100015	14	51	Hex. nut	
11	100014	33	51	Hex. nut	
12	120101	4	51	Hex. cap screw	
13	370024	5	51	Snap ring	
14	362603	1	51	Bearing flange	
15	140015	15	51	Washer	
16	330411	1	51	Clamp	
17	120017	1	51	Machine screw	
18	130065	9	51	Rivet	
19	362557	1	51	Plate	
20	362552	1	51	Support	
21	362533	1	51	Support plate	
22	380536	1	51	Seal strip	
23	379717	1	51	Seal strip	
24	350707	1	51	Support	
25	142694	4	51	Bearing flange	
26	325099	2	51	Ball bearing	
27	360962	1	51	Shaft	
28	322495	2	51	Clamp	
29	120100	15	51	Hex. cap screw	
30	396268	1	51	Dust screen	
31	322490	1	51	Cover	
32	120104	8	51	Hex. cap screw	
33	354399	1	51	Lath	
34	354398	1	51	Seal strip	
35	354406	1	51	Support	
36	385563	1	51	Scraper	
37	354400	2	51	Support	
38	354397	2	51	Seal strip	
39	300479	2	51	Set screw	
40	337475	2	51	Hex. nut	
41	140046	2	51	Tooth lockwasher	
42	140043	2	51	Washer	
43	354324	1	51	Shaft	
44	394226	1	51	Support	incl.fig.45
45	210024	2	51	Bushing	
46	370004	1	51	Snap ring	
47	025953	2	51	Ball bearing	

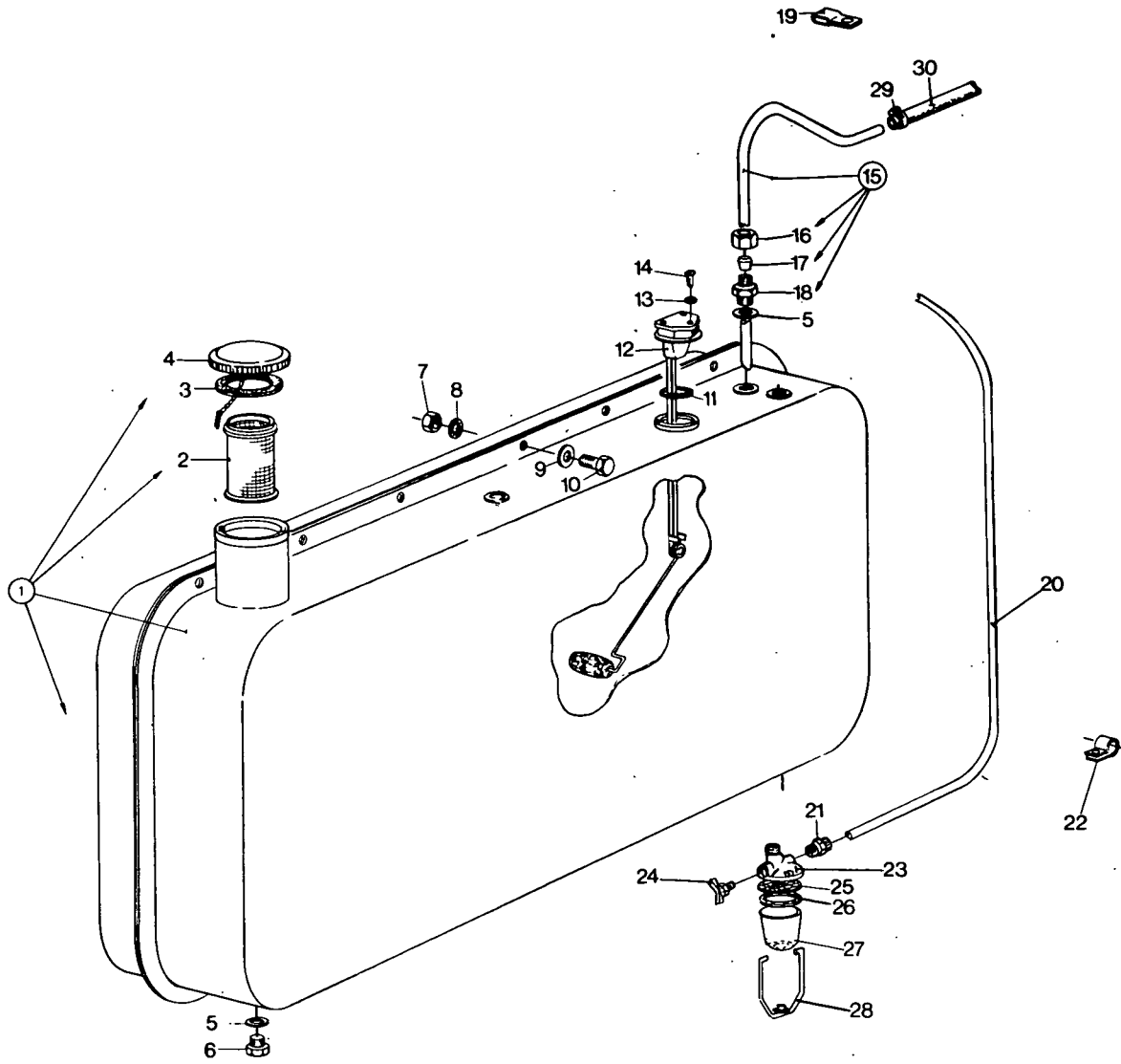
Code 51 : 4803001 -



ROTARY SCREEN & HOUR METER
 TAMIS TOURNANT & COMPTEUR HORAIRE
 DREHBARER STAUBSCHIRM & STUNDEN ZÄHLER
 PULITORE ROTANTE E CONTAORE
 DRAAIENDE STOFKAP & URENTELLER

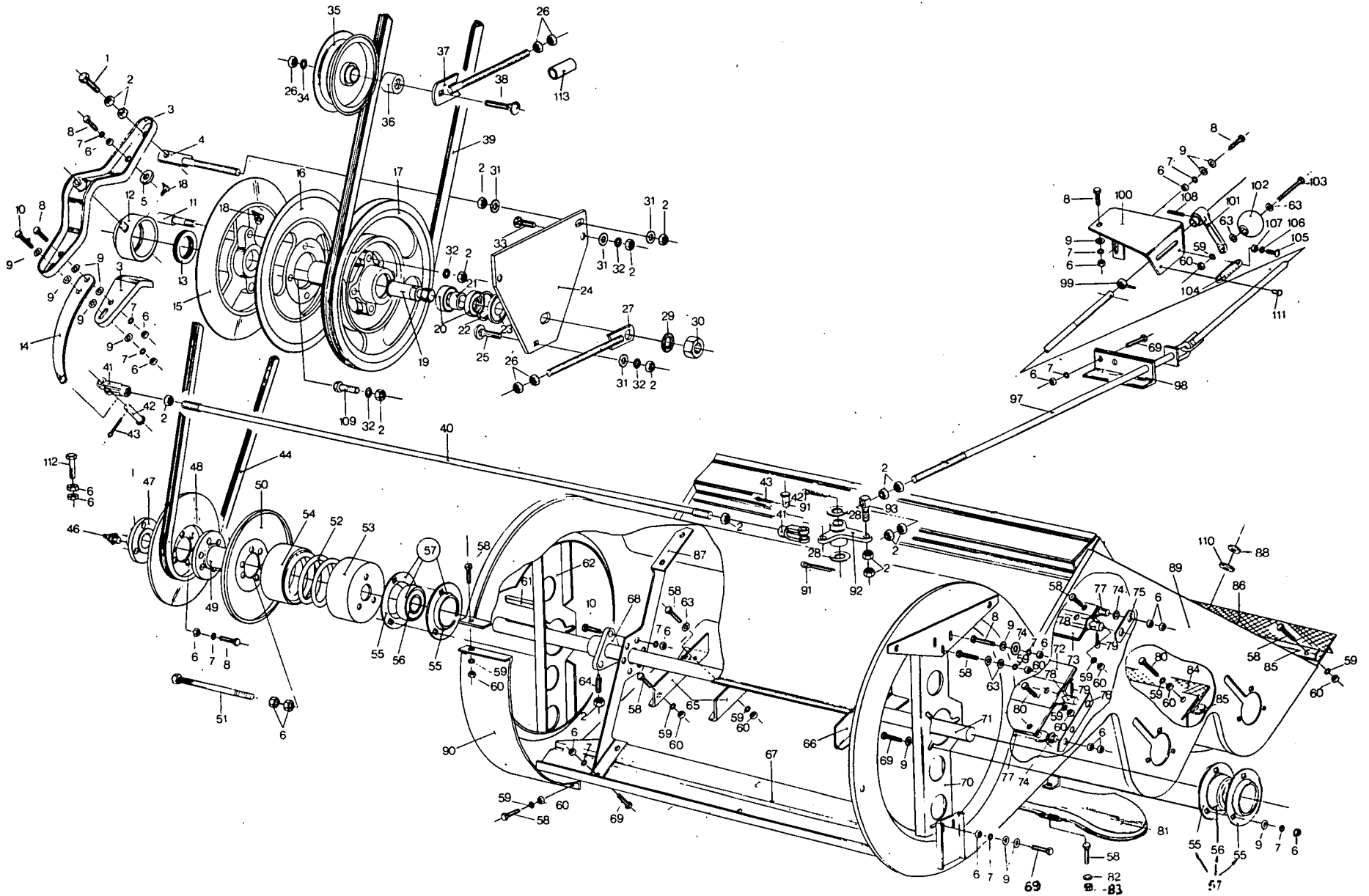
Fig.	Order Ref.	Qty.	Code	Description	N.B.
48	354325	1	51	"V" pulley	
49	333114	1	51	Washer	
50	356730	1	51	Support	
51	100016	8	51	Hex. nut	
52	378244	4	51	Washer	
53	356732	1	51	Rod	
54	120070	1	51	Hex. cap screw	
55	120201	2	51	Hex. cap screw	
56	300868	2	51	Roll pin	
57	354321	1	51	"V" pulley	
58	300645	2	51	Snap ring	
59	044680	2	51	Ball bearing	
60	321204	1	51	Grease fitting	
61	354330	1	51	Lever	
62	354322	1	51	Bushing	
63	356728	1	51	Cap spring	
64	180021	1	51	Spring	
65	350701	1	51	Guide wheel	
66	354320	1	51	Shaft	
67	354338	2	51	"V" belt	

Code 51 : 4803001 -



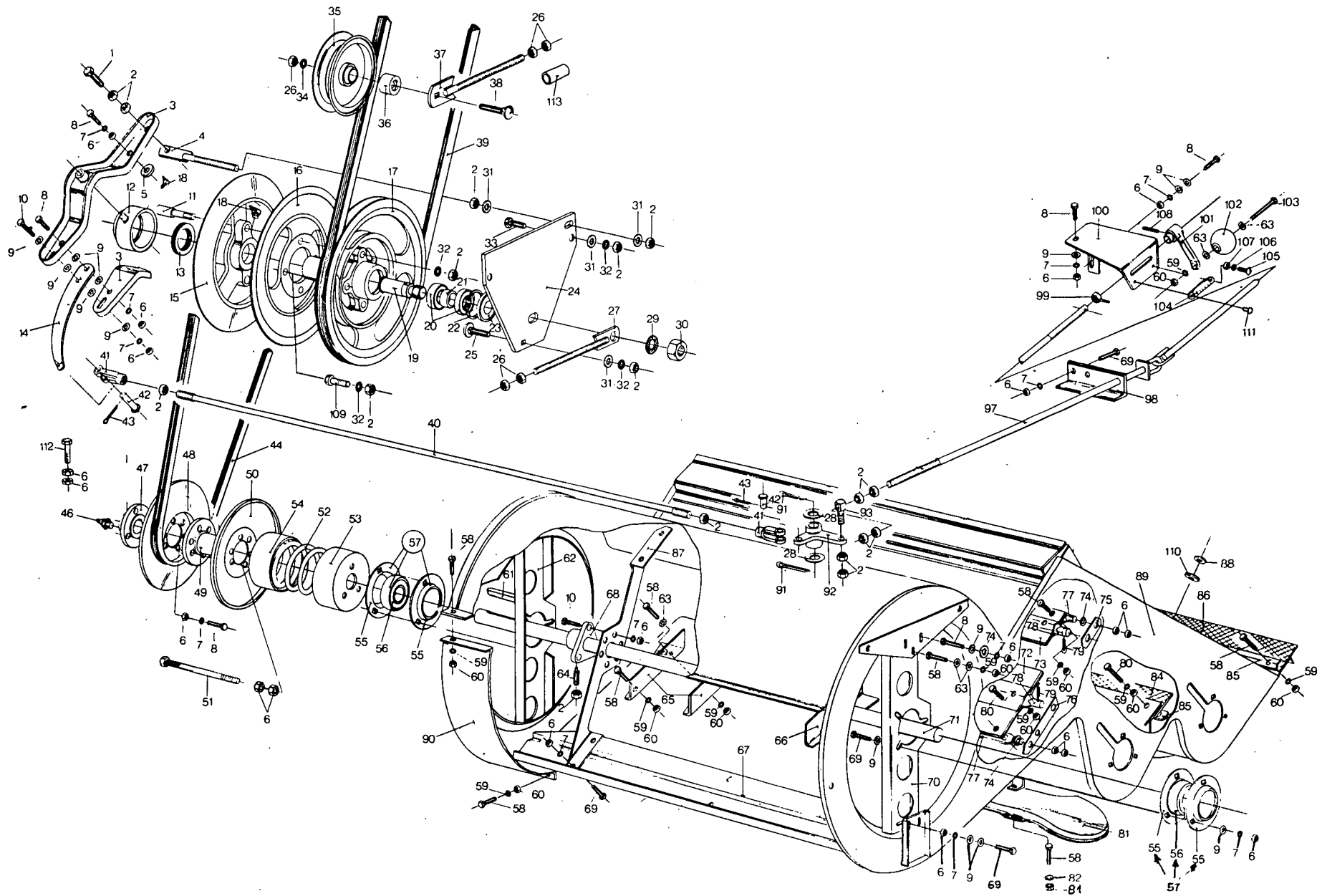
FUEL OIL RESERVOIR
 RESERVOIR DE COMBUSTIBLE
 KRAFTSTOFFTANK
 SERBATOIO DEL CARBURANTE
 BRANDSTOFTANK

Fig.	Order Ref.	Qty.	Code	Description	N.B.	
1	312742	1		Fuel tank	incl.fig.2,3,5,6	
2	421070	1		Filter		
3	422204	1		Seal ring		
4	421025	1		Cover		incl.fig.3
5	220122	4		Seal ring		
6	150060	AR		Plug		
7	100016	AR		Hex. nut		
8	140045	AR		Tooth lockwasher		
9	378244	AR		Washer		
10	120111	AR		Hex. cap screw		
11	190102	1		Seal ring		
12	450016	1		Fuel gauge sender	incl.fig. 16,17,18	
13	322355	3		Tooth lockwasher		
14	120202	3		Screw		
15	355703	2		Reflow pipe		
16	100044	1		COupler nut		
17	150014	1		Ferrule		
18	150042	1		Nipple		
19	391230	1		Clamp		
20	424351	1		Fuel oil pipe		
21	396394	1		Connector		
22	391229	2		Clamp		
23	174959	1		Fuel filter		
24	174549	1		Shut of valve		
25	174547	1		Filter screen		
26	174546	1		Gasket		
27	174545	1		Glass bowl		
28	174548	1		Clamp		
29	150064	6		Clamp		
30	419411	1		Fuel pipe		



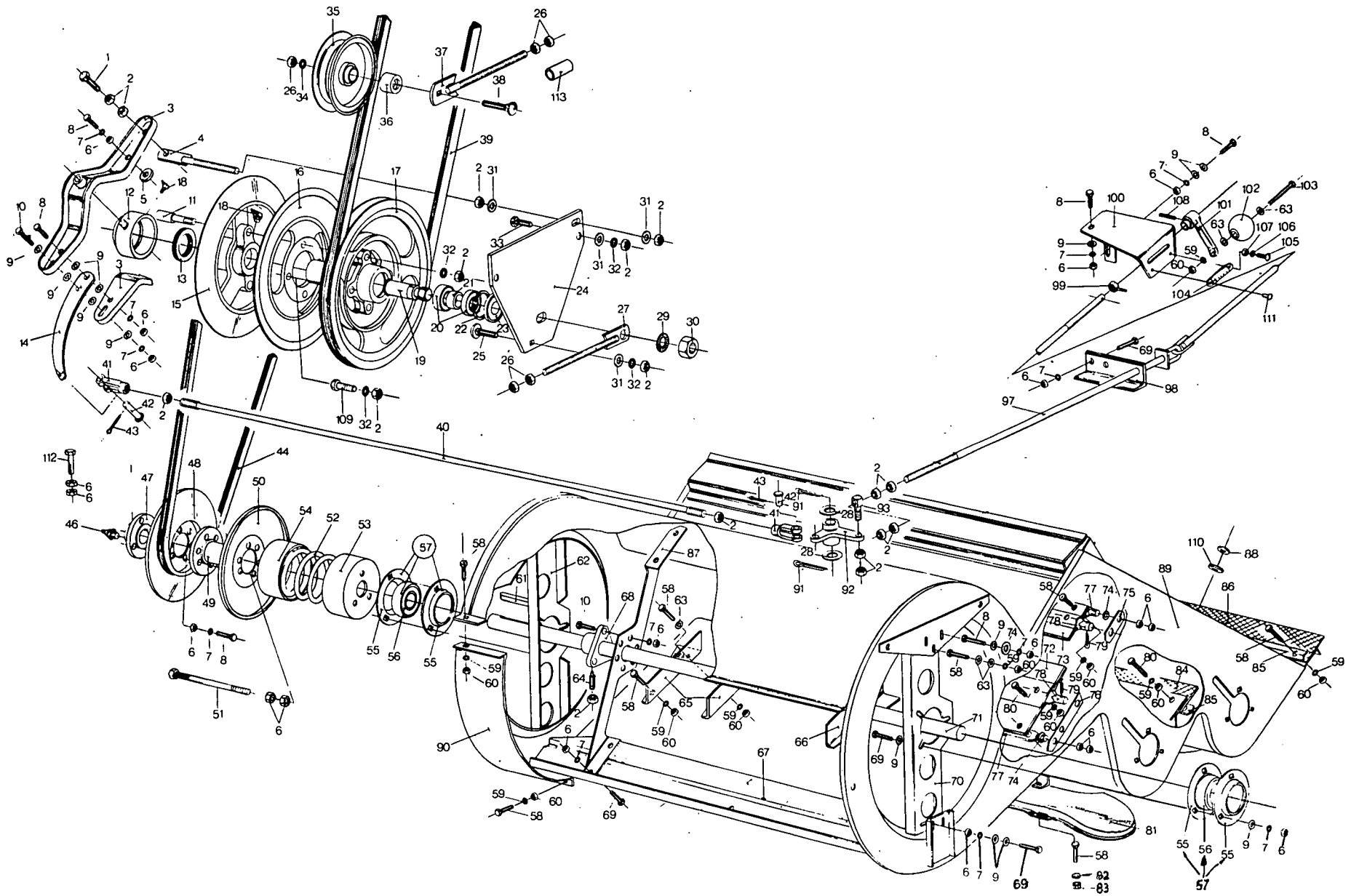
FAN CASING AND VARI-DRIVE
 ENVELOPPE DU VENTILATEUR ET VARIATEUR
 GEBLÄSEVERKLEIDUNG UND VARIATOR
 SCATOLA DEL VENTILATORE E VARIATORE
 WINDMOLENKAST EN VARIATOR

Fig.	Order Ref.	Qty.	Code	Description	N.B.
1	120111	1		Hex. cap screw	
2	100016	21		Hex. nut	
3	321525	2		Variator arm	
4	321510	1		Tie rod	
5	200203	1		Distance ring	
6	100015	100		Hex. nut	
7	322358	86		Tooth lockwasher	
8	120161	12		Hex. cap screw	
9	140016	34		Washer	
10	120105	9		Hex. cap screw	
11	321516	2		Sheave pin	
12	321069	1		Bearing housing	
13	210054	1		Thrust ball bearing	
14	374928	1		Lever	
15	321071	1		Variator disc	
16	321072	1		Variator disc	
17	334904	1		Pulley	
18	323787	2		Grease fitting	
19	334890	1		Variator shaft	
20	034439	2		Ball bearing	
21	321515	1		Spacer bushing	
22	370011	1		Snap ring	
23	334891	1		Distance ring	
24	386692	1		Support plate	
25	120245	1		Carriage bolt	
26	337475	5		Hex. nut	
27	374927	1		Tie rod	
28	140021	2		Washer	
29	322359	1		Tooth lockwasher	
30	100085	1		Hex. nut	
31	378244	7		Washer	
32	140045	7		Tooth lockwasher	
33	120110	2		Hex. cap screw	
34	140046	1		Tooth lockwasher	
35	309628	1		Tension pulley	
36	309106	1		Bushing	
37	321508	1		Tie rod	
38	334070	1		Carriage bolt	
39	230059	1		V-belt	
40	324892	1		Adjusting rod	
41	340075	2		Fork	
42	390040	2		Clevis pin	
43	130003	2		Cotter pin	
44	320935	1		V-belt	
46	321204	1		Grease fitting	
47	375563	1		Hub	
48	379529	1		Variator disc	
49	321068	1		Hub	



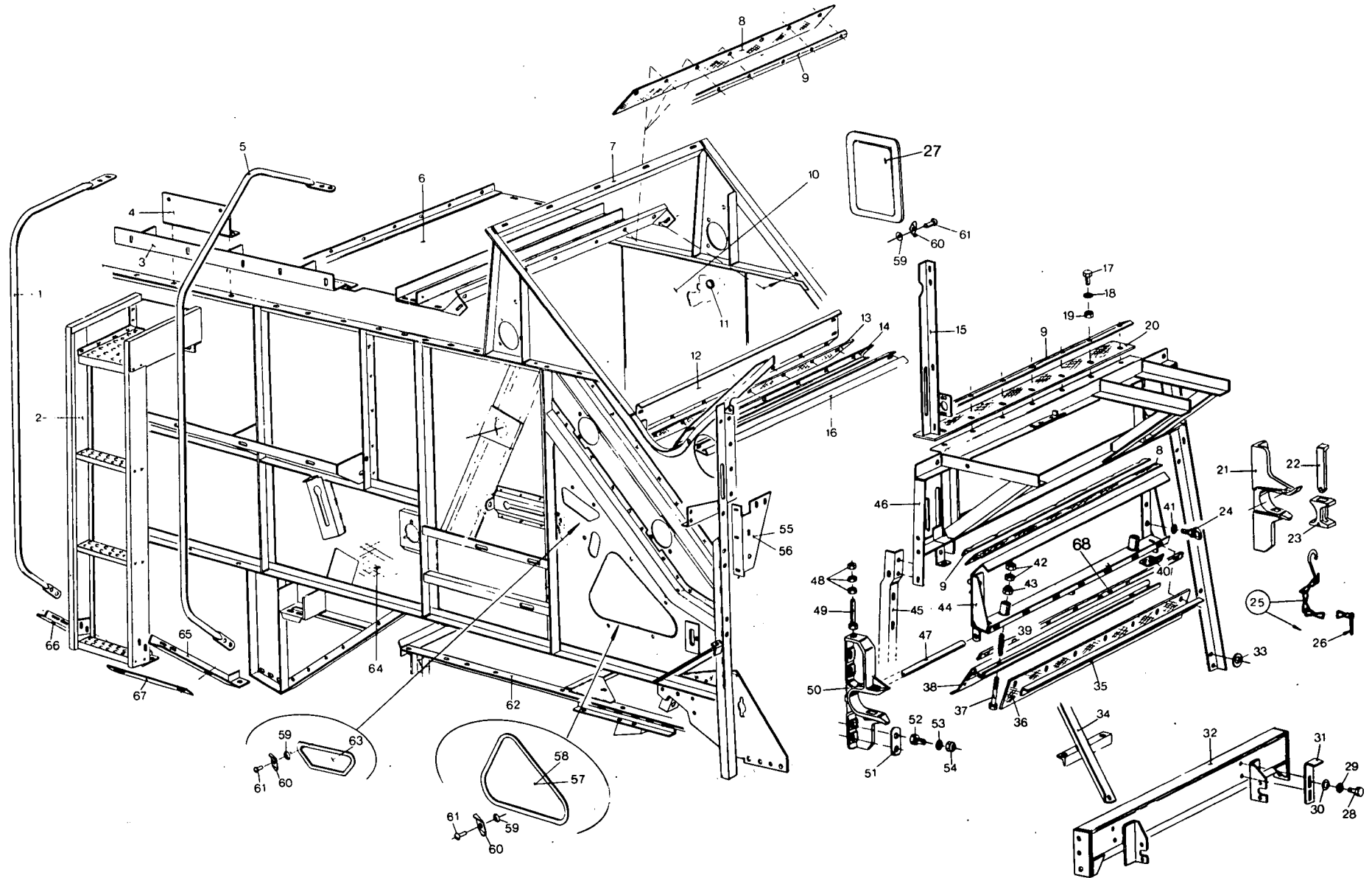
FAN CASING AND VARI-DRIVE
 ENVELOPPE DU VENTILATEUR ET VARIATEUR
 GEBLÄSEVERKLEIDUNG UND VARIATOR
 SCATOLA DEL VENTILATORE E VARIATORE
 WINDMOLENKAST EN VARIATOR

Fig.	Order Ref.	Qty.	Code	Description	N.B.
50	398815	1		Variator disc	
51	300807	3		Hex. cap screw	
52	321500	1		Spring	
53	321506	1		Spring housing	
54	321505	1		Spring housing	
55	040697	4		Bearing flange	
56	325110	2		Ball bearing	
57	309730	2		Flange bearing compl.	incl.fig.55,56
58	120099	61		Hex. cap screw	
59	322357	85		Tooth lockwasher	
60	100014	85		Hex. nut	
61	321558	1		Key	
62	324421	1		Support	
63	140015	18		Washer	
64	110004	2		Set screw	
65	331713	2		Guide facing	
66	331712	2		Guide facing	
67	481991	6		Fan blade	
68	327039	2		Hub	
69	120104	55		Hex. cap screw	
70	324422	1		Support	
71	333378	1		Fan shaft	
72	333376	1		Deflector	Lower - Dessous - Unten - Onder
73	482004	1		Deflector	Upper - dessus - Oben - Boven
74	140041	16		Washer	
75	484811	2		Indicator	
76	333383	2		Indicator	
77	340039	4		Deflector adjusting screw	
78	482006	4		Deflector support	
79	130006	4		Cotter pin	
80	120100	27		Hex. cap screw	
81	333380	2		Cover plate	
	350738	2		Cover plate	Perforated Ø5 mm special equipment
82	140040	36		Washer	
83	353308	8		Hex. lock nut	
84	333381	1		Rubber flap	
85	484192	2		Retaining strip	
86	333384	1		Rubber flap	
87	481990	9		Blade support	
88	358817	20		Special washer	
89	333379	1		Fan casing	
90	333382	1		Cover plate	
91	130008	2		Cotter pin	
92	485521	1		Lever	
93	321518	1		Screw	
97	398882	1		Tie rod	
98	338262	1		Support	
99	354293	1		Indicator nut	



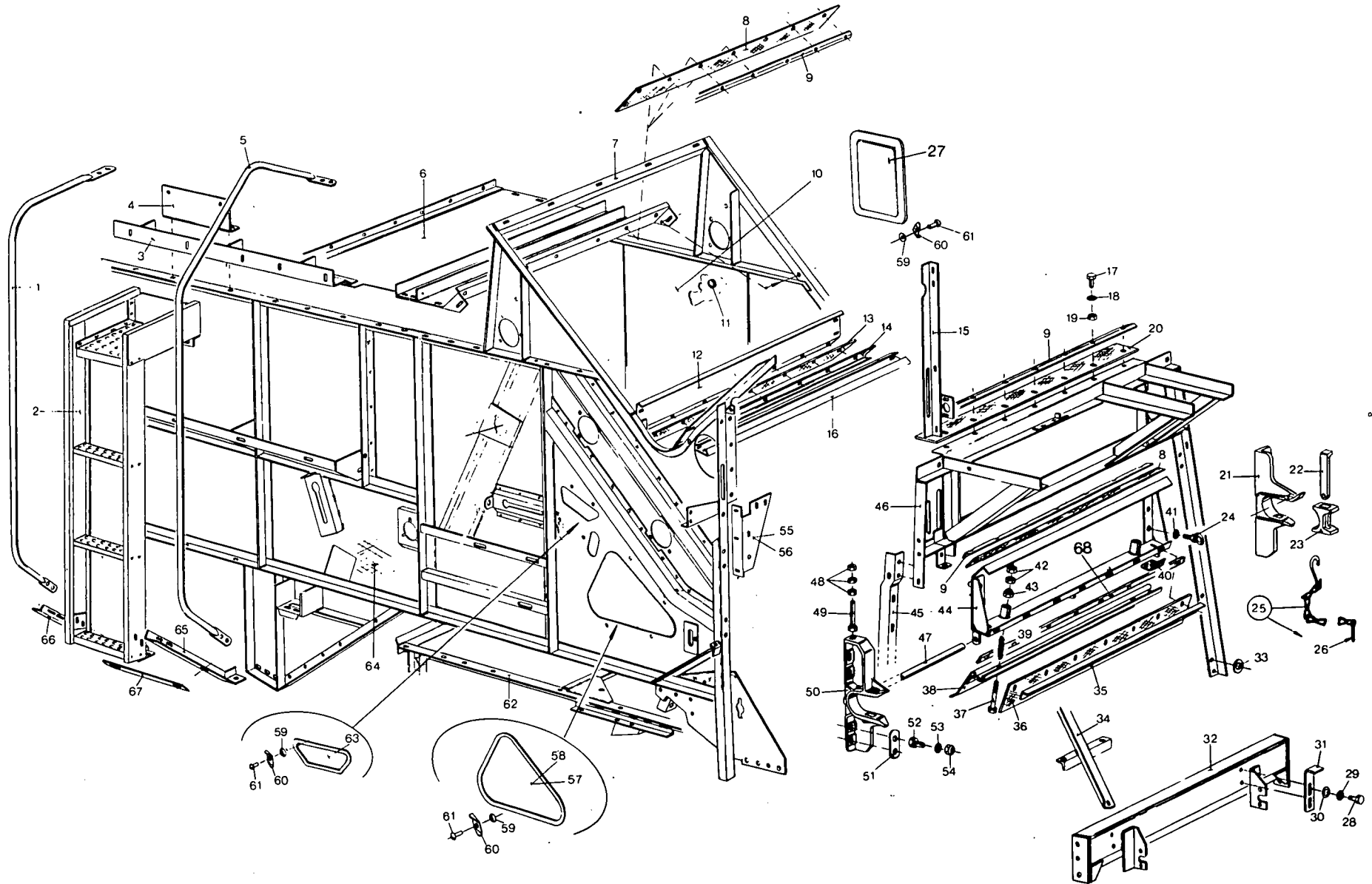
FAN CASING AND VARI- DRIVE
 ENVELOPPE DU VENTILATEUR ET VARIATEUR
 GEBLÄSEVERKLEIDUNG UND VARIATOR
 SCATOLA DEL VENTILATORE E VARIATORE
 WINDMOLENKAST EN VARIATOR

Fig.	Order Ref.	Qty.	Code	Description	N.B.
100	385831	1		Support	
101	374453	1		Control handle	
102	330022	1		Handle knob	
103	338413	1		Hex. cap screw	
104	321507	1		Indicator plate	
108	130042	1		Roll pin	
109	120113	2		Hex. cap screw	
110	362776	24		Special washer	
111	304972	2		Rivet	
112	120061	1		Hex. cap screw	
113	200264	1		Bushing	



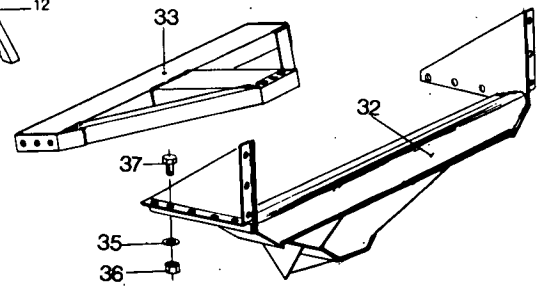
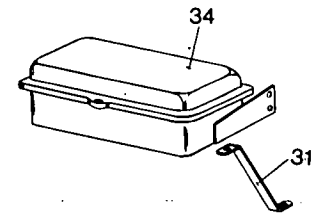
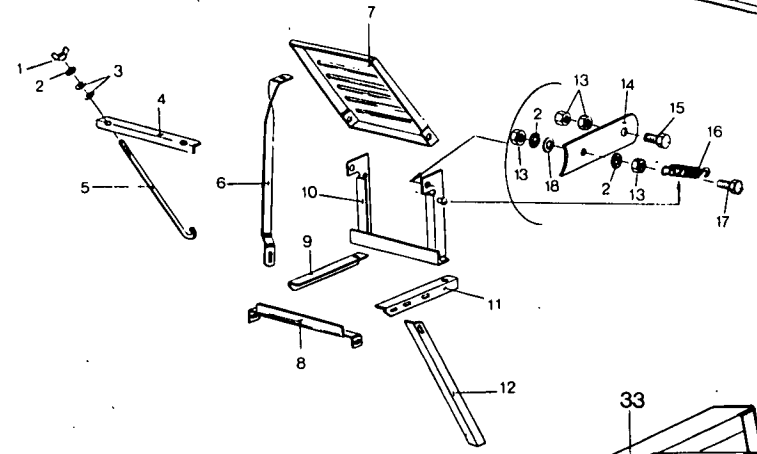
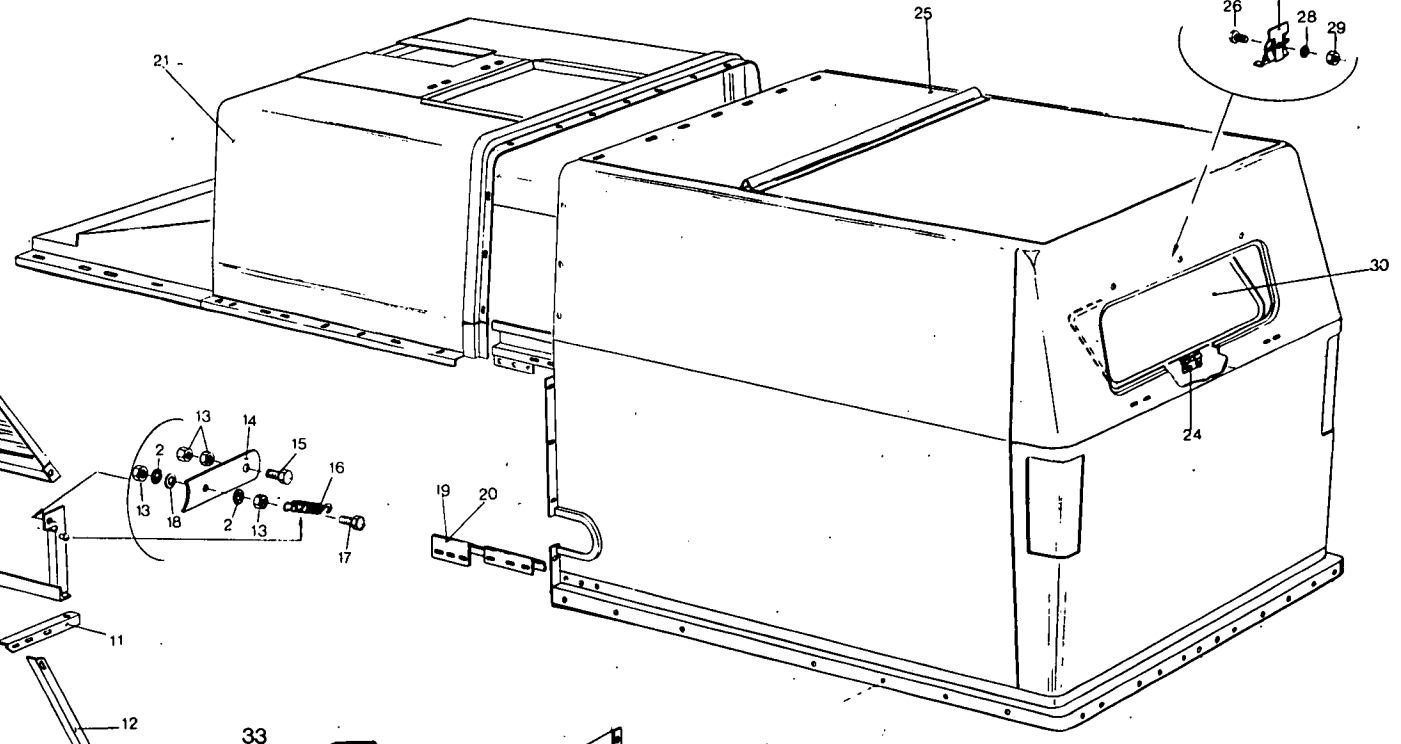
FRAME & ATTACHING PARTS (FRONT)
 CADRE ET FIXATIONS (AVANT)
 RAHMEN UND ZUBEHÖR (VORN)
 TELAIO E PEZZI DEL TELAIO (DEVANTI)
 RAAM & RAAMDELEN (VOORAAN)

Fig.	Order Ref.	Qty.	Code	Description	N.B.
1	335432	1		Rail	
2	335449	1		Upper step	
3	335446	1		Support	
4	335426	1		Plate	
5	377755	1		Rail	
6	377200	1		Upper plate	
7	335266	1		Support	
8	190085	2		Rubber flap	
9	484192	3		Slat	
10	399259	1		Frame	Left-hand
11	336456	1		Plug	
12	335196	1		Plate	
13	335193	1		Rubber flap	
14	335195	1		Fixing plate	
15	335498	1		Support	
16	350244	1		Plate	
17	120100	AR		Hex. cap screw	
18	322357	AR		Tooth lockwasher	
19	100014	AR		Hex. nut	
20	321408	1		Rubber flap	
21	353984	1		Bracket	Left-hand
22	336477	2		Key	
23	322266	2		Header retainer	
24	332178	2		Eye bolt	
25	323240	2		Chain	incl.fig.26
26	130010	2		Cotter pin	
27	380457	2		Cover	
28	120161	AR		Hex. cap screw	
29	322358	AR		Tooth lockwasher	
30	140041	AR		Plain washer	
31	335110	2		Support	
32	335117	1		Support	Front
33	330410	3		Support	
34	399355	1		Support	
35	337613	1		Slat	
36	354207	1		Rubber flap	
37	120117	2		Hex. cap screw	
38	376315	1		Anti-dust plate	
39	180069	2		Compressing spring	
40	335444	2		Seal	
41	140046	AR		Tooth lockwasher	
42	100016	AR		Hex. nut	
43	100037	2		Hex. lock nut	
44	353377	1		Cover plate	
45	399328	1		Support	Right-hand
46	335189	1		Frame	Front
47	353980	1		Rod	
48	337475	3		Hex. nut	



FRAME & ATTACHING PARTS (FRONT)
CADRE ET FIXATIONS (AVANT)
RAHMEN UND ZUBEHÖR (VORN)
TELAIO E PEZZI DEL TELAIO (DEVANTI)
RAAM & RAAMDELEN (VOORAAN)

Fig.	Order Ref.	Qty.	Code	Description	N.B.
49	120124	1		Hex. cap screw	
50	353985	1		Bracket	Right-hand
51	323598	2		Plate	
52	120127	8		Hex. cap screw	
53	140048	AR		Tooth lockwasher	
55	353588	1		Support	Right-hand
56	353586	1		Support	Left-hand
57	362769	1		Cover	Right-hand
58	362772	1		Cover	Left-hand
59	362785	20		Spring cup	
60	362786	20		Turn buckle	
61	368445	20		Rivet	
62	399364	1		Frame support	
63	385292	2		Cover	
64	399260	1		Frame	Right-hand
65	335430	1		Support	
66	335429	1		Support	
67	335431	1		Slat	
68	426384	2		Slat	

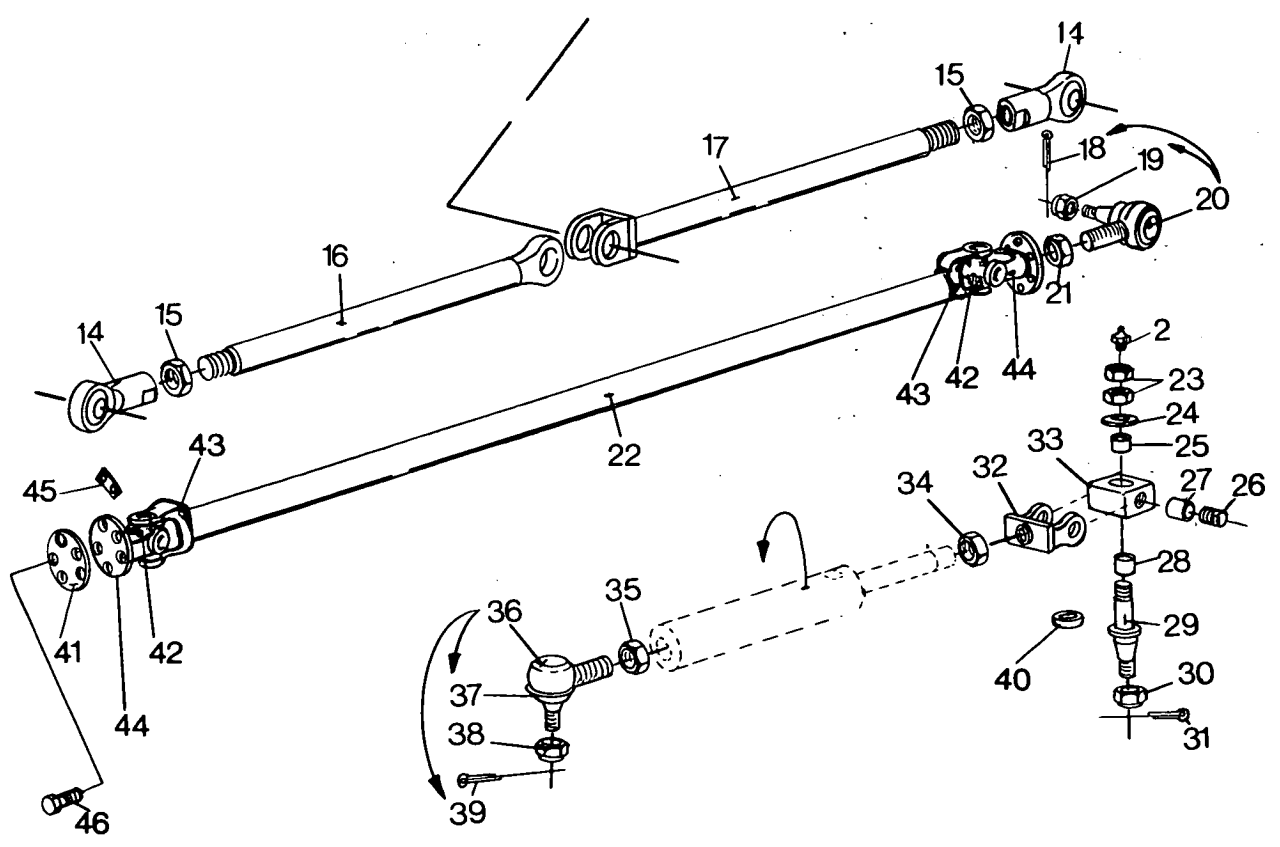
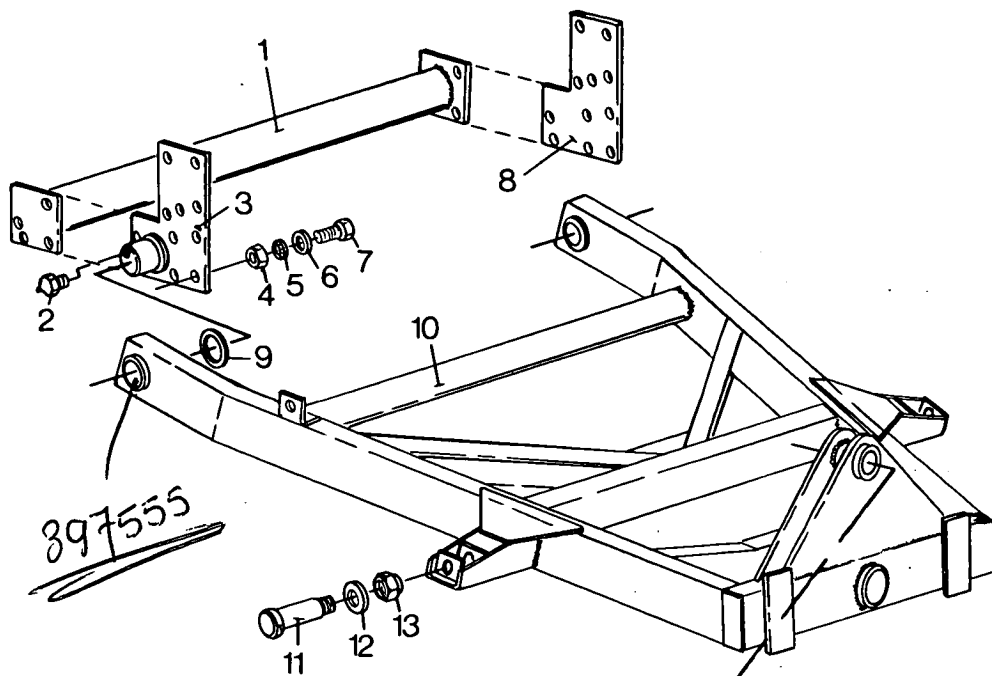


150

H2

FRAME ATTACHING PARTS & HOOD
 FIXATION DU CADRE & HOTTE
 ZUBEHÖR FÜR RAHMEN & HAUBE
 PEZZI DEL TELAIO E CAPP
 RAAMDELEN EN STROKAP

Fig.	Order Ref.	Qty	Code	Description	N.B.
1	100004	2		Wing nut	
2	322357	2		Tooth lockwasher	
3	140040	2		Plain washer	
4	332866	1		Support angle	
5	332871	2		Tension rod	
6	334375	1		Cover	
7	332874	1		Cover	
8	332865	1		Support angle	
9	393135	1		Support	
10	393140	1		Battery support	
11	393134	1		Support	
12	332856	1		Support	
13	100014	AR		Hex. nut	
14	393137	2		Plate	
15	120100	AR		Hex. cap screw	
16	180032	2		Spring	
17	120101	2		Hex. cap screw	
18	140015	2		Plain washer	
19	334939	1		Reinforcement	Right-hand
20	334940	1		Reinforcement	Left-hand
21	377178	1		Cap	
23	334622	1		Cover	incl.fig.24
24	350095	5		Hinge	
25	375987	1		Hood	
26	321803	9		Mach. screw	
27	047325	3		Clip	
28	322355	9		Tooth lockwasher	
29	100012	9		Hex. nut	
30	335600	1		Cover	incl.fig.24
31	379148	1		Support	
32	399064	1		Support	
33	334616	1		Support	
34	335439	1		Tool box	
35	140045	AR		Tooth lockwasher	
36	100016	AR		Hex. nut	
37	120111	AR		Hex. cap screw	

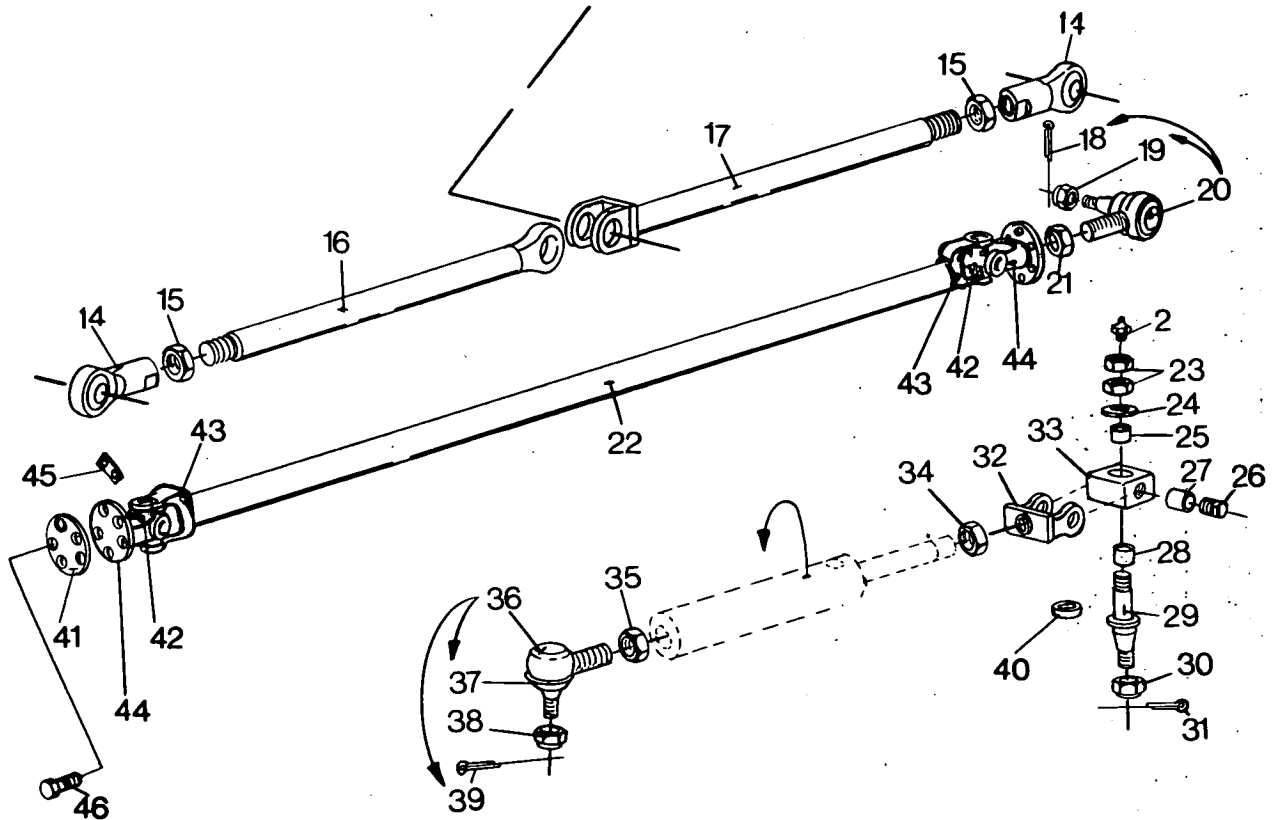
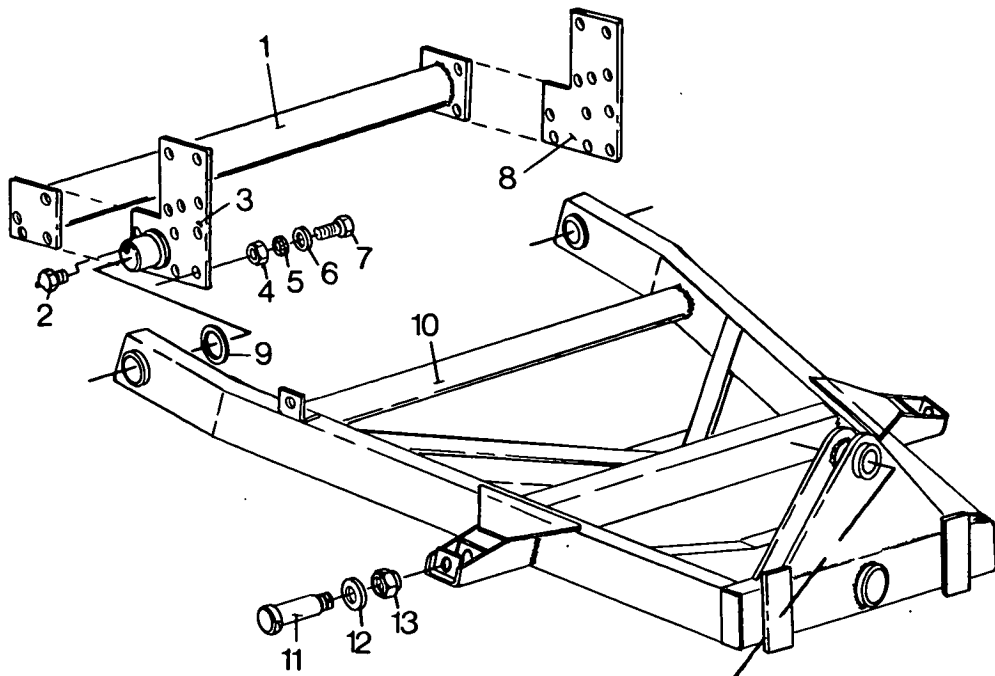


STEERING CARRIAGE
 ESSIEU DE DIRECTION
 FAHRGESTELL
 ASSE POSTERIORE
 STUURBRUG

Fig.	Order Ref.	Qty.	Code	Description	N.B.	
1	397546	1		Support	Left-hand	
2	321204	2		Grease fitting		
3	397551	1		Hinge piece		
4	100020	12		Hex. nut		
5	140048	12		Tooth lockwasher		
6	378246	4		Washer		
7	120126	8		Hex. cap screw		
8	397550	1		Hinge piece		Right-hand
9	140135	AR		Shimwasher		
10	397800	1		Frame		
11	397568	2		Pivot pin		
12	140096	2		Washer		
13	380424	2		Hex. lock nut		
14	419805	2	101	Ball hinge		
15	412044	2	101	Hex. jam nut		
16	419811	1	101	Rod		
	426271	1	51	Rod		
17	419812	1	101	Rod		
	426272	1	51	Rod		
18	300595	1		Cotter pin	incl.fig.18,19	
19	330686	1	101	Casteled nut		
20	420308	1	101	Ball hinge		
21	300852	2	101	Hex. jam nut		
22	419804	1	101	Rod		
	426566	1	51	Rod		incl. fig. 42,44
23	320771	2		Hex. nut		
24	378247	1		Washer		
25	420760	1		Bushing		
26	420808	2		Stud		
27	420761	2		Bushing		
28	382975	1		Bushing		
29	420809	1		Shaft		
30	412106	1		Casteled nut		
31	300595	1		Cotter pin		
32	420813	1		Fork		
33	420810	1		Block hinge		
34	320771	1		Hex. nut	incl.fig.37,38,49 incl.fig.38,39	
35	331209	1		Hex. jam nut		
36	321150	1	101	Ball hinge		
	423466	1	51	Ball hinge		
37	325354	1	101	Rubber cap		
38	100036	1	101	Casteled nut		
	422163	1	51	Casteled nut		
39	130008	1		Cotter pin		
40	421735	1	51	Ring		
41	426757	AR	51	Adjusting plate		
42	426952	2	51	Journal bearing		

412103

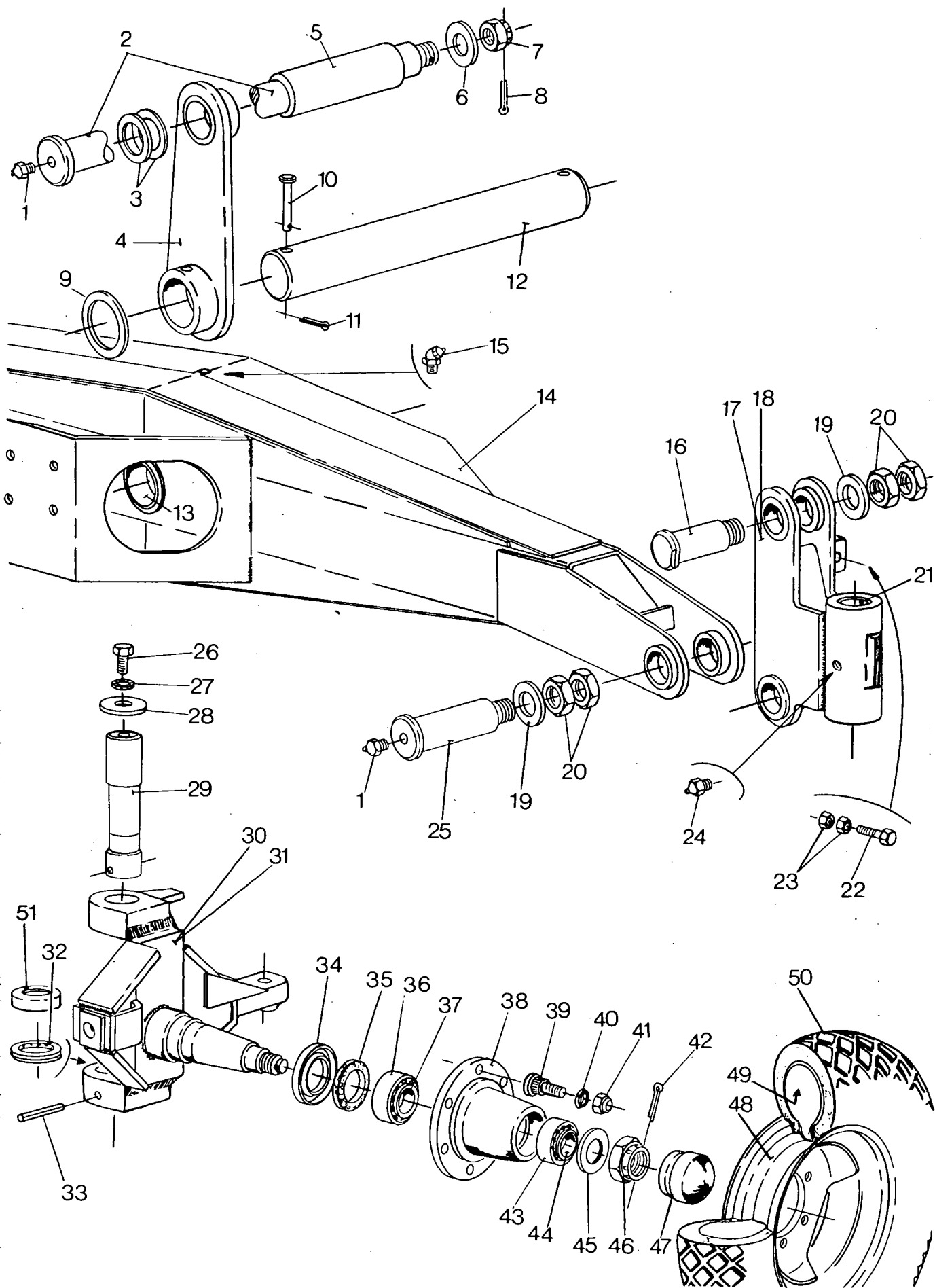
Code 101 : 4801001 - 4802999
 51 : 4803001 -



STEERING CARRIAGE
 ESSIEU DE DIRECTION
 FAHRGESTELL
 ASSE POSTERIORE
 STUURBRUG

Fig.	Order Ref.	Qty.	Code	Description	N.B.
43	426951	2	51	Yoke	
44	426953	2	51	Yoke	
45	427429	8	51	Lock plate	
46	412153	16	51	Hex. cap screw	

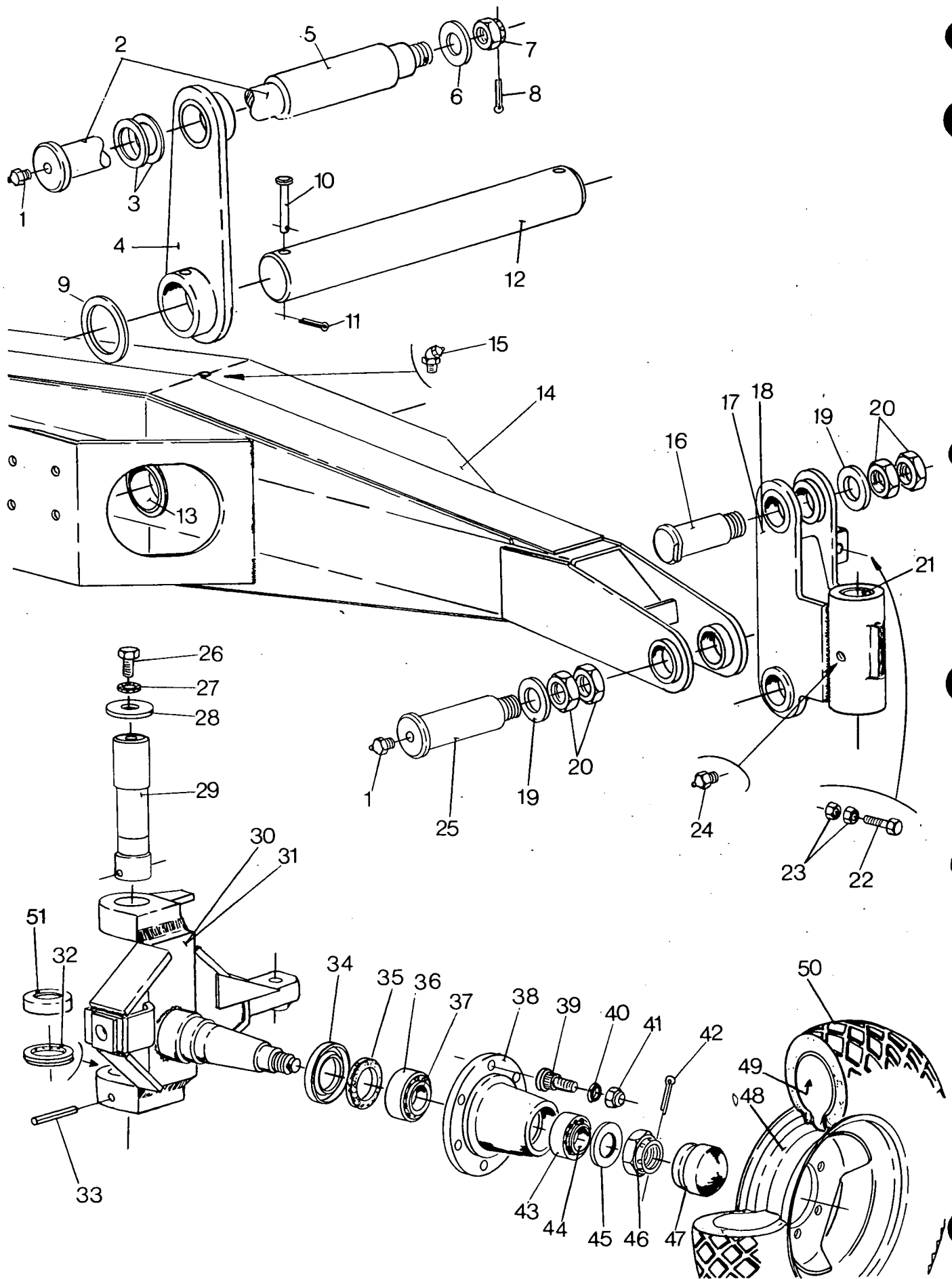
Code 51 : 4803001 -



STEERING CARRIAGE & WHEELS
 ESSIEU DE DIRECTION & ROUES
 FAHRGESTELL & LENKRÄDER
 ASSE POSTERIORE E RUOTE
 STUURBRUG & STUURWIELEN

Fig.	Order Ref.	Qty.	Code	Description	N.B.
1	332038	3		Grease fitting	
2	419857	1		Shaft	
3	420176	AR		Shim washer	
4	419810	1		Support	
5	419829	1		Pipe	
6	140113	1		Washer	
7	388003	1		Casteled nut	
8	300423	1		Cotter pin	
9	399245	AR		Shim washer	
10	420391	2		Pin	
11	130010	2		Cotter pin	
12	419806	1		Shaft	
13	397585	2		Bushing	
14	419828	1	101	Steering carriage	incl.fig.13
	426890	1	51	Steering carriage	incl.fig.13
15	332039	1		Grease fitting	
16	419855	2		Pivot pin	
17	419841	1	101	Hinge piece	Right-hand - incl.fig.21
	426893	1	51	Hinge piece	Right-hand - incl.fig.21
18	419842	1	101	Hinge piece	Left-hand - incl.fig.21
	426892	1	51	Hinge piece	Left-hand - incl.fig.21
19	324196	4		Washer	
20	100035	8		Hex. jam nut	
21	374272	4		Bushing	
22	320246	2	101	Hex. cap screw	
23	100020	4	101	Hex. nut	
24	321204	2		Grease fitting	
25	419856	2		Pivot shaft	
26	120110	2		Hex. cap screw	
27	140045	2		Tooth lockwasher	
28	035781	2		Washer	
29	419814	2	101	Pivot shaft	
	426891	2	51	Pivot shaft	
30	419775	1	101	Spindle	Right-hand
	426885	1	51	Spindle	Right-hand
31	419774	1	101	Spindle	Left-hand
	426886	1	51	Spindle	Left-hand
32	397199	2	101	Neeld bearing	
	426152	2	51	Neeld bearing	
33	300875	2		Roll pin	
34	357733	2		Protecton cap	
35	357240	2		Seal ring	
36	199955	2		Bearing cup	
37	199954	2		Bearing cone	
38	357468	2		Hub	
39	357238	12		Wheel bolt	
40	374503	12		Wheel washer	
41	374504	12		Wheel nut	

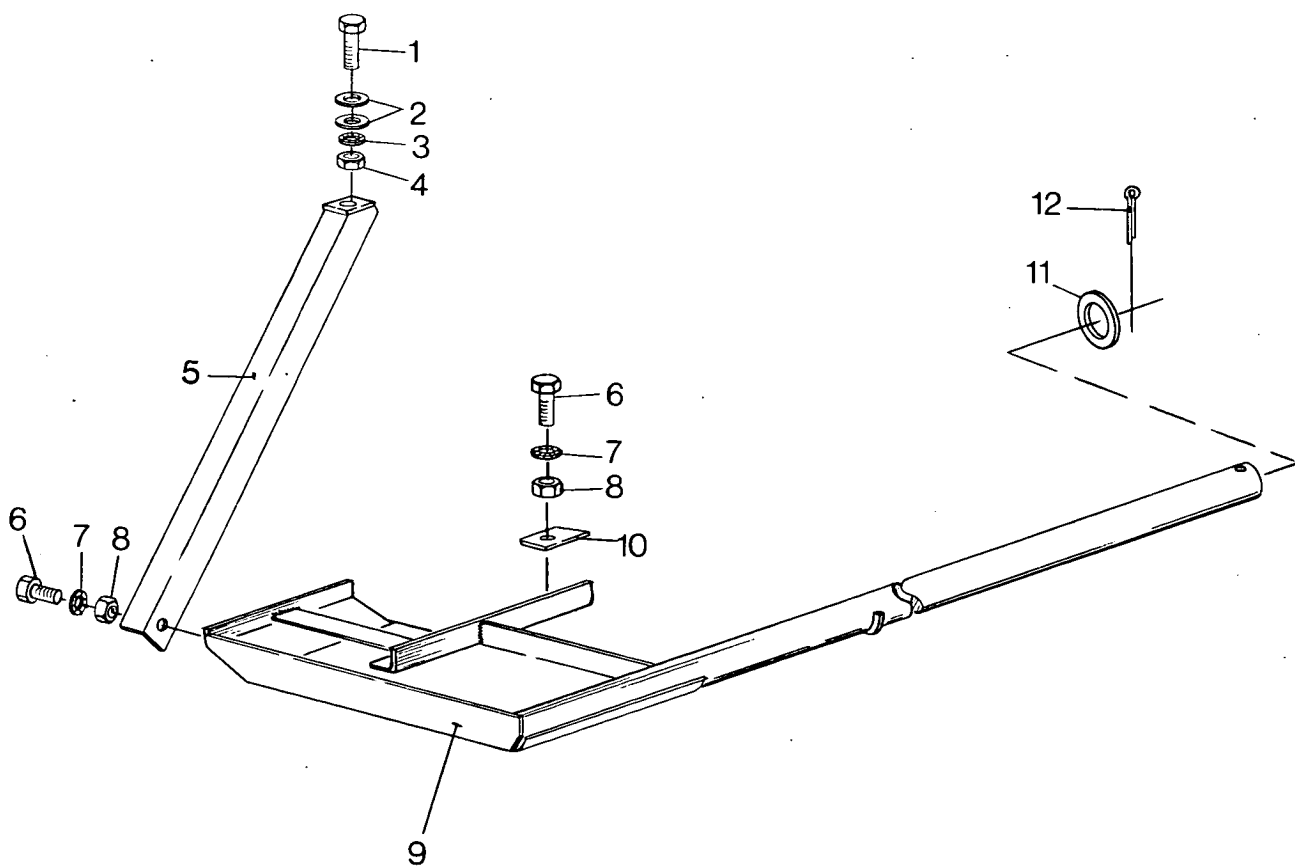

Code 101 : 4801001 - 4802999
 51 : 4803001 -



STEERING CARRIAGE & WHEELS
ESSIEU DE DIRECTION & ROUES
FAHRGESTELL & LENKRÄDER
ASSE POSTERIORE E RUOTE
STUURBRUG & STUURWIELEN

Fig.	Order Ref.	Qty	Code	Description	N.B.
42	130012	2		Cotter pin	
43	048976	2		Bearing cup	
44	048977	2		Bearing cone	
45	378248	2		Washer	
46	309090	2		Casteled nut	
47	321148	2		Cover	
48	394985	2		Rim 9 x 18	
	399080	2		Rim 11 x 18	
49	386167	2		Inner tube	
	426879	2		Inner tube	
50	398425	2		Tire	13.0/65 - 18 F3 8 ply
	411153	2		Tire	13.0/65 - 18 E7 Grip 12 ply
	426216	2		Tire	14,5/80 - 18 E7 Grip 12 ply
51	426583	2	51	Bearing housing	

Code 51 : 4803001 -



PROTECTION FOR TAILINGS AND GRAINELEVATOR
PROTECTION POUR ELEVATEUR A GRAINS ET ELEVATEUR A OTONS
SCHUTZBLECH FÜR KÖRNER- UND ÜBERKEHRELEVATOR
PROTEZIONE PER GLI ELEVATORI DELLA GRANELLA E DEL RECUPERO
BESCHERMPLAAT VOOR GRAAN- EN TERUGVOERELEVATOR

Fig.	Order Ref.	Qty.	Code	Description	N.B.
1	120111	1		Hex. cap screw	
2	378244	2		Washer	
3	140045	1		Tooth lockwasher	
4	100016	1		Hex. nut	
5	410510	1		Support	
6	120120	2		Hex. cap screw	
7	140046	2		Tooth lockwasher	
8	337475	2		Hex. nut	
9	399977	1		Protection plate	
10	399957	1		Support	
11	140135	AR		Washer	
12	300601	1		Cotter pin	

INDEX

Numéro	Page	Rep.	Désignation	Numéro	Page	Rep.	Désignation
025194	7-B6	76	Maillon	100012	11-B10	2	Contre écrou
025805	7-B6	74	Maillon	100013	97-E23	6	Ecrou
025816	7-B6	75	Maillon	100014	7-B6	61	Ecrou
025953	5-B5	10	Roulement	100015	3-B2	14	Ecrou
034439	7-B6	65	Roulement	100016	3-B2	27	Ecrou
035781	157-H10	28	Rondelle	100018	15-B14	24	Ecrou
040008	95-E19	10	Etrier	100020	5-B5	20	Ecrou
040697	15-B14	12	Disque	100033	35-C8	37	Ecrou
042449	77-D26	102	Roulement	100034	111-F13	31	Ecrou
042543	77-D26	104	Roulement	100035	157-H10	20	Ecrou
043048	7-B6	78	Collerette	100036	153-H6	38	Ecrou
044680	137-G14	59	Roulement	100037	45-C18	43	Ecrou
047325	29-C2	41	Fermeture	100038	7-B6	90	Ecrou
048976	159-H12	43	Cuvette	100039	3-B2	1	Ecrou
048977	159-H12	44	Cône	100043	41-C14	42	Ecrou
052392	101-F3	7	Joint	100044	139-G16	16	Ecrou
056128	7-B6	54	Flasque	100067	19-B18	61	Ecrou
064706	129-G6	14	Clips	100085	141-G19	30	Ecrou
065248	105-F7	48	Rondelle	110003	5-B5	5	Vis
065271	129-G6	1	Couvercle	110004	143-G20	64	Vis
065272	129-G6	3	Bol	110012	95-E19	25	Tige
065273	129-G6	5	Bol	110021	77-D26	90	Goujon
076896	125-G2	5	Bouchon	110022	73-D22	3	Goujon
080680	99-E24	70	Rondelle	110024	35-C8	36	Tige
080709	103-F4	56	Bouchon	110027	77-D26	86	Goujon
081547	121-F24	23	Vis	110030	77-D26	87	Goujon
081837	103-F4	55	Cheville	110055	5-B5	9	Vis
081858	109-F9	125	Coupille	110067	89-E12	54	Goujon
084942	107-F8	96	Ecrou	110081	13-B12	30	Tension
087178	101-F3	24	Boulon	120007	11-B10	4	Vis
087277	133-G10	53	Pivot	120008	35-C8	13	Vis
087307	31-C4	30	Ecrou	120017	135-G12	17	Vis
087308	33-C6	5	Ecrou	120032	13-B12	16	Boulon
087362	101-F3	23	Rondelle	120052	111-F13	41	Vis
087363	101-F3	26	Rondelle	120061	11-B10	21	Vis
087405	107-F8	94	Boulon	120070	111-F13	46	Vis
087552	107-F8	97	Rondelle grower	120073	51-C24	76	Vis
087870	101-F3	25	Boulon	120082	15-B14	26	Vis
087872	99-E24	49	Vis	120083	3-B2	8	Vis
087891	33-C6	2	Ecrou	120084	15-B14	29	Vis
087932	109-F9	102	Vis	120087	113-F14	87	Vis
088011	99-E24	69	Boulon	120089	3-B2	31	Vis
088260	121-F24	24	Vis à tête hexagonale	120090	41-C14	6	Vis
088337	107-F8	51	Vis	120091	15-B14	37	Vis
088393	107-F8	52	Vis	120098	67-D16	1	Vis
088434	121-F24	18	Boulon	120099	7-B6	67	Vis
088503	107-F8	82	Boulon	120100	11-B10	16	Vis
088638	101-F3	22	Boulon	120101	33-C6	43	Vis
088645	107-F8	49	Boulon	120102	113-F14	96	Vis
088664	105-F7	46	Boulon	120103	19-B18	60	Vis
100004	151-H3	1	Ecrou	120104	21-B20	3	Vis
100011	23-B22	33	Ecrou	120105	3-B2	12	Vis

INDEX

Numéro	Page	Rep.	Désignation	Numéro	Page	Rep.	Désignation
120106	23-B22	24	Vis	140021	141-G 19	28	Rondelle
120107	21-B20	30	Vis	140026	133-G10	58	Rondelle
120108	5-B5	45	Vis	140040	3-B2	43	Rondelle
120110	3-B2	33	Vis	140041	21-B20	4	Rondelle
120111	5-B5	19	Vis	140042	13-B12	31	Rondelle
120112	49-C22	13	Boulon	140043	17-B16	35	Rondelle
120113	5-B5	39	Vis	140045	3-B2	26	Rondelle
120116	45-C18	42	Vis	140046	3-B2	10	Rondelle
120117	147-G25	37	Boulon	140047	113-F14	86	Rondelle
120120	69-D18	19	Vis	140048	3-B2	32	Rondelle
120122	17-B16	28	Vis	140077	33-C6	6	Rondelle
120123	7-B6	80	Vis	140083	45-C18	33	Rondelle
120124	149-G26	49	Vis	140085	7-B6	56	Rondelle
120126	153-H6	7	Vis	140086	7-B6	63	Rondelle
120127	69-D18	2	Vis à tête hexagonale	140087	7-B6	49	Rondelle
120151	73-D22	9	Vis	140090	35-C8	34	Rondelle
120161	3-B2	34	Boulon	140095	87-E11	41	Rondelle
120162	47-C20	48	Vis	140096	13-B12	21	Rondelle
120183	7-B6	72	Boulon	140108	57-D5	19	Rondelle
120194	35-C8	17	Vis	140109	41-C14	30	Rondelle
120201	3-B2	23	Boulon	140110	41-C14	29	Rondelle
120202	139-G 16	14	Vis	140113	157-H10	6	Rondelle
120205	27-B26	24	Vis	140119	5-B5	2	Rondelle
120229	45-C18	20	Vis	140135	153-H6	9	Rondelle
120245	7-B6	82	Boulon	140160	75-D24	63	Rondelle
120258	113-F14	80	Vis	140189	5-B5	1	Rondelle
120259	17-B16	31	Boulon	140210	47-C20	49	Rondelle
120297	121-F24	46	Vis à tête hexagonale	140223	35-C8	41	Rondelle
130002	31-C4	26	Goupille	140229	75-D24	45	Rondelle
130003	25-B24	51	Goupille	141044	109-F9	105	Joint
130005	79-E2	33	Goupille	142694	135-G12	25	Flasque
130006	23-B22	19	Goupille	144129	97-E23	45	Filtre
130007	15-B14	40	Goupille	150006	77-D26	81	Tampon
130008	13-B12	22	Cheville	150014	55-D2	17	Olive
130010	29-C2	44	Goupille	150015	41-C14	18	Olive
130012	17-B16	7	Goupille	150017	55-D2	19	Raccord
130014	57-D5	6	Cheville	150018	43-C16	50	Raccord
130016	3-B2	21	Goupille	150019	51-C24	61	Raccord
130024	13-B12	2	Cheville	150024	9-B8	3	Graisneur
130042	145-G21	108	Cheville	150038	117-F18	9	Etrier
130043	9-B8	19	Goupille	150042	139-G16	18	Raccord
130046	11-B10	28	Goupille	150054	113-F14	94	Etrier
130050	39-C12	39	Cheville	150060	113-F14	76	Bouchons
130053	9-B8	5	Goupille élastique	150064	113-F14	52	Etrier
130065	39-C12	8	Rivet	150065	117-F18	16	Collier
131376	23-B22	25	Relais	150081	75-D24	73	Pastille
140013	27-B26	4	Rondelle	150090	45-C18	47	Raccord
140014	67-D16	3	Rondelle	150099	97-E23	15	Bouchon
140015	23-B22	30	Rondelle	160164	41-C14	25	Conduite
140016	95-E19	29	Rondelle	160170	121-F24	20	Tube
140017	7-B6	53	Rondelle	161576	9-B8	6	Arbre
140018	5-B5	34	Rondelle	163083	109-F9	118	Joint

INDEX

Numéro	Page	Rep.	Désignation	Numéro	Page	Rep.	Désignation
163084	109-F9	124	Crclips	165222	107-F8	88	Crclips
163085	109-F9	123	Reteneur	165224	107-F8	75	Plaque
163086	103-F4	60	Ressort	165226	109-F9	107	Pompe
163087	109-F9	120	Joint	165227	109-F9	111	Support
163088	109-F9	119	Joint	165228	103-F4	61	Axe
163089	107-F8	91	Joint	165238	99-E24	58	Rondelle
163091	109-F9	127	Cheville	165239	99-E24	59	Ressort
163093	107-F8	90	Joint	165240	99-E24	60	Joint
163094	107-F8	54	Valve	165241	99-E24	55	Joint
163106	101-F3	28	Reteneur	166208	105-F7	36	Cale
163107	101-F3	27	Joint	166209	101-F3	10	Cale
163108	101-F3	5	Piston	166212	105-F7	41	Axe
163603	97-E23	34	Clapet	166213	105-F7	42	Cheville
165173	107-F8	72	Guide	166214	105-F7	40	Pompe
165174	103-F4	52	Bouchon	166215	105-F7	44	Couvercle
165175	101-F3	2	Joint	166216	105-F7	39	Arbre
165176	107-F8	73	Plaque	166218	105-F7	37	Cheville
165177	107-F8	66	Guide	166236	101-F3	8	Crclips
165178	107-F8	63	Guide	166239	101-F3	3	Ressort
165179	103-F4	51	Cheville	166240	101-F3	14	Bouchon
165180	107-F8	57	Joint	166275	107-F8	53	Rondelle
165181	101-F3	34	Axe	166276	107-F8	83	Rondelle
165183	107-F8	59	Roulement	166277	107-F8	77	Vis
165185	107-F8	62	Plaque	166278	109-F9	100	Vis
165186	101-F3	42	Axe	166282	101-F3	1	Bouchon
165187	107-F8	64	Reteneur	166284	105-F7	43	Clavette
165188	107-F8	65	Ressort	166285	101-F3	6	Joint
165189	107-F8	67	Ressort	166286	101-F3	4	Rondelle
165190	107-F8	68	Ressort	166479	109-F9	98	Bague d'écartement
165191	107-F8	69	Ressort	167266	97-E23	29	Joint
165192	107-F8	71	Piston	167268	45-C18	10	Joint
165194	109-F9	115	Roulement	167269	99-E24	73	Joint
165195	109-F9	114	Joint	170007	7-B6	89	Clavette
165196	109-F9	116	Couvercle	170010	15-B14	15	Clavette
165197	109-F9	109	Cheville	170013	5-B5	6	Clavette
165198	109-F9	110	Crclips	170016	111-F13	38	Clavette
165199	109-F9	108	Maillon	170023	17-B16	5	Clavette
165200	107-F8	58	Cale	170032	17-B16	4	Clavette
165201	109-F9	113	Arbre	172033	77-D26	108	Joint
165202	109-F9	101	Joint	174545	139-G16	27	Bol
165203	109-F9	103	Axe	174546	139-G16	26	Joint
165204	109-F9	104	Cale	174547	139-G16	25	Filtre
165205	109-F9	106	Roulement	174548	139-G16	28	Etrier
165207	107-F8	95	Poignée	174549	139-G16	24	Valve
165211	107-F8	56	Flasque	174959	139-G16	23	Filtre
165214	107-F8	50	Joint	180001	81-E4	42	Ressort
165215	107-F8	78	Reteneur	180012	73-D22	8	Ressort
165216	107-F8	80	Joint	180019	37-C10	47	Ressort
165217	107-F8	81	Joint	180021	137-G14	64	Ressort
165218	107-F8	84	Guide ressort	180024	13-B12	27	Ressort
165219	107-F8	85	Ressort	180032	151-H3	16	Ressort
165221	107-F8	87	Axe	180034	23-B22	35	Ressort

INDEX

Numéro	Page	Rep.	Désignation	Numéro	Page	Rep.	Désignation
180035	31-C4	12	Ressort	190048	79-E2	23	Joint
180038	21-B20	31	Ressort	190067	27-B26	37	Support
180042	117-F18	27	Ressort	190079	117-F18	31	Coude
180063	119-F21	27	Ressort	190085	147-G25	8	Joint
180069	147-G25	39	Ressort	190101	117-F18	37	Tuyau
180115	35-C8	29	Ressort	190102	139-G16	11	Bague
181211	99-E24	56	Joint	199954	157-H10	37	Roulement
181212	99-E24	57	Filtre	199955	157-H10	36	Roulement
188531	105-F7	47	Pompe de gavage	200038	75-D24	68	Bague
188532	107-F8	60	Soupape plaque	200080	11-B10	14	Bague
188533	107-F8	92	Valve	200085	79-E2	26	Bague
188534	109-F9	126	Cheville	200090	77-D26	95	Rondelle
188538	109-F9	112	Axe	200149	17-B16	10	Bague
188539	101-F3	21	Valve	200203	141-G19	5	Rondelle spéciale
188540	107-F8	74	Piston	200246	121-F24	45	Bague
188541	101-F3	29	Bouchon	200264	145-G21	113	Bague
188542	101-F3	31	Plaquette de réglorge	200336	117-F18	36	Tuyau d'aspi
188543	101-F3	30	Gasket	210001	81-E4	43	Bille
188544	101-F3	32	Roulement	210005	77-D26	106	Billes
188545	101-F3	33	Soupape disque	210006	73-D22	7	Bille
188546	101-F3	35	Disque roulement	210013	75-D24	61	Butée
188547	101-F3	36	Disque roulement	210014	75-D24	53	Rondelle
188548	101-F3	37	Bague	210024	135-G12	45	Bague
188549	101-F3	38	Bague	210025	73-D22	2	Buselure
188550	101-F3	39	Guide	210034	17-B16	22	Roulement
188551	101-F3	40	Ressort	210035	75-D24	49	Roulement
188552	101-F3	41	Bague	210036	73-D22	23	Roulement
188553	101-F3	44	Eloc cylindre	210043	19-B18	55	Roulement
188554	101-F3	43	Bague	210046	77-D26	85	Roulement
188555	101-F3	45	Guide	210054	141-G19	13	Roulement
188556	101-F3	46	Arbre	211495	29-C2	43	Attache
188557	101-F3	47	Disque	220010	5-B5	29	Bague
188558	101-F3	48	Piston	220011	17-B16	24	Bague
188559	103-F4	49	Plateau came	220019	73-D22	35	Joint
188560	103-F4	50	Roulement	220021	75-D24	69	Bague
188561	103-F4	54	Carter pompe	220025	75-D24	79	Roulement
188564	103-F4	62	Bague d'étanchéité	220044	75-D24	77	Joint
188565	103-F4	63	Bague d'arrêt	220049	67-D16	15	Bague
188570	105-F7	38	Corps	220050	97-E23	21	Rondelle
188571	105-F7	35	Soupape	220105	113-F14	54	Etanchéité
188572	105-F7	34	Ressort	220120	123-F26	62	Joint
188573	101-F3	13	Distribution cock	220122	113-F14	75	Joint
188574	101-F3	12	Piston	230001	21-B20	18	Chaîne
188576	101-F3	11	Ressort	230044	45-C18	37	Courroie
188577	101-F3	19	Piston	230059	141-G19	39	Courroie
188578	101-F3	18	Bague d'étanchéité	230151	45-C18	36	Courroie
188579	101-F3	20	Joint	230156	95-E19	27	Courroie
188580	101-F3	15	Piston	260037	121-F24	38	Cheville
188581	101-F3	16	Joint	266963	11-B10	32	Bouton
188582	101-F3	17	Joint	290119	7-B6	66	Poulie
188583	101-F3	9	Bouchon	290122	7-B6	66	Poulie
190008	85-E8	2	Chambre à air	300010	19-B18	57	Bague

INDEX

Numéro	Page	Rep.	Désignation	Numéro	Page	Rep.	Désignation
300353	17-B16	11	Rondelle	320246	157-H10	22	Vis
300381	95-E19	41	Vis	320397	5-B5	28	Protecteur
300383	125-G2	26	Vis	320399	5-B5	25	Bague
300389	129-G6	29	Vis	320544	119-F21	34	Reteneur
300423	157-H10	8	Goupille	320771	153-H6	34	Ecrou
300434	47-C20	50	Vis	320935	141-G19	44	Courroie
300475	27-B26	23	Vis	320984	113-F14	53	Tuyau
300479	135-G12	39	Vis	321068	141-G19	49	Moyeu
300506	27-B26	38	Vis	321069	141-G19	12	Palier
300507	33-C6	20	Vis	321071	141-G19	15	Poulie
300510	121-F24	8	Vis	321072	141-G19	16	Poulie
300512	7-B6	57	Boulon	321148	159-H12	47	Enjoliveur
300580	3-B2	42	Vis	321150	153-H6	36	Rotule
300595	153-H6	31	Goupille	321204	3-B2	18	Graisneur
300601	83-E6	17	Coupille	321296	51-C24	87	Tôle
300624	27-B26	28	Circlips	321312	73-D22	24	Palier
300633	73-D22	19	Circlips	321315	73-D22	6	Arrêt
300642	95-E19	17	Circlips	321408	147-G25	20	Toile
300645	137-G14	58	Circlips	321500	143-G20	52	Ressort
300647	41-C14	13	Circlips	321505	143-G20	54	Palier
300807	143-G20	51	Ecrou	321506	143-G20	53	Palier
300822	121-F24	43	Vis	321507	145-G21	104	Plaque
300852	153-H6	21	Ecrou	321508	141-G19	37	Tige
300868	137-G14	56	Axe	321510	141-G19	4	Tige
300875	157-H10	33	Coupille	321515	141-G19	21	Bague
300919	81-E4	46	Graisneur	321516	141-G19	11	Axe
301571	23-B22	32	Vis	321518	143-G20	93	Vis
301572	11-B10	9	Vis	321525	141-G19	3	Levier
301615	125-G2	22	Etuve	321558	143-G20	61	Clavette
301642	27-B26	29	Circlips	321597	39-C12	42	Tige
301646	89-E12	67	Circlips	321603	57-D5	18	Rondelle
301688	19-B18	52	Bague	321646	69-D18	26	Bague
301690	19-B18	53	Couvercle	321660	111-F13	40	Arbre
301760	19-B18	50	Collier	321661	111-F13	34	Bague
304967	47-C20	51	Joint	321662	111-F13	43	Plaque
304972	145-G21	111	Rivet	321665	77-D26	88	Goujon
307592	117-F18	15	Bague	321667	35-C8	31	Tige
308030	23-B22	8	Indicat.	321668	77-D26	92	Goujon
308668	123-F26	55	Connection	321716	73-D22	37	Vis à tête hexagonale
308761	5-B5	36	Vis	321803	91-E14	8	Vis
308803	125-G2	20	Roulement	321942	73-D22	20	Bague
308823	43-C16	55	Ecrou	321952	73-D22	21	Joint
308829	15-B14	46	Tôle	321992	73-D22	17	Palier
309088	5-B5	26	Bague	322066	73-D22	36	Joint
309090	17-B16	8	Ecrou	322266	147-G25	23	Support
309106	141-G19	36	Bague	322270	17-B16	27	Ressort
309628	141-G19	35	Tendeur	322283	17-B16	18	Moyeu
309730	143-G20	57	Roulement à bride	322288	17-B16	15	Moyeu
310020	79-E2	21	Couvercle	322295	131-G9	26	Tôle
310022	73-D22	15	Bouchon	322313	13-B12	39	Bague
312742	139-G16	1	Réservoir	322355	11-B10	3	Rondelle
315999	113-F14	97	Moteur Deutz	322356	67-D16	4	Rondelle

INDEX

Numéro	Page	Rep.	Désignation	Numéro	Page	Rep.	Désignation
322357	7-B6	62	Rondelle	326307	23-E22	38	Ressort
322358	3-B2	13	Rondelle	326751	117-F18	25	Collier
322359	141-G19	29	Rondelle	326783	119-F21	36	Arrêt cable
322365	111-F13	37	Roulement	327039	143-G20	68	Moyeu
322467	135-G12	4	Joint	327187	65-D14	9	Joint
322468	135-G12	3	Latte	327209	119-F21	35	Collier
322490	135-G12	31	Couvercle	327259	75-D24	57	Differentiel
322495	135-G12	28	Bras	327802	3-B2	19	Rondelle
322505	119-F21	1	Boule	327966	75-D24	47	Bague
322508	91-E14	20	Boule	328058	79-E2	19	Vis
322512	125-G2	2	Guide	328542	113-F14	91	Joint
322589	45-C18	40	Ecrou	328754	17-B16	38	Vis à collet carré
322805	131-G9	46	Ecartement	330002	13-B12	3	Fermeture
322901	39-C12	33	Axe	330005	131-G9	47	Etrier
323221	73-D22	14	Bague	330022	145-G21	102	Poignée
323240	147-G25	25	Chaîne	330235	75-D24	72	Goupille cylindrique
323327	73-D22	23	Roulement	330249	75-D24	51	Arbre
323450	91-E14	10	Tôle	330252	75-D24	60	Differentiel
323472	119-F21	9	Cable	330257	75-D24	48	Pignon
323474	99-E24	61	Raccord	330265	73-D22	34	Circlips
323505	13-B12	36	Bague	330291	79-E2	8	Goujon
323585	119-F21	28	Levier	330338	87-E11	19	Hydr. moteur
323597	11-B10	5	Collier	330369	95-E19	39	Support
323598	149-G26	51	Tôle	330410	95-E19	16	Rondelle
323625	111-F13	18	Vis à collet carré	330411	135-G12	16	Support
323713	87-E11	29	Graisneur	330472	111-F13	8	Etrier
323787	5-B5	30	Graisneur	330686	153-H6	19	Ecrou
324093	133-G10	59	Support	330997	121-F24	22	Olive
324196	157-H10	19	Rondelle	330999	121-F24	21	Ecrou
324254	13-B12	28	Rondelle	331209	153-H6	35	Ecrou
324399	131-G9	23	Tige	331428	27-B26	33	Vis
324421	143-G20	62	Support	331496	111-F13	48	Disque
324422	143-G20	70	Support	331649	75-D24	58	Plaque
324892	141-G19	40	Tige	331712	143-G20	66	Plaque
325099	135-G12	26	Roulement	331713	143-G20	65	Support
325103	5-B5	40	Roulement	331797	117-F18	26	Cheville
325106	7-B6	79	Roulement	332004	113-F14	51	Tuyau
325110	143-G20	56	Roulement	332038	17-B16	19	Graisneur
325329	131-G9	30	Vis	332039	157-H10	15	Graisneur
325338	97-E23	20	Olive	332104	117-F18	24	Coude
325339	97-E23	19	Olive	332178	147-G25	24	Vis
325354	153-H6	37	Flasque	332198	119-F21	23	Tige
325366	117-F18	17	Filtre	332218	119-F21	12	Bague
325367	117-F18	14	Décanteur	332401	35-C8	8	Clip
326077	113-F14	81	Connecteur	332672	57-D5	3	Ressort
326078	113-F14	77	Bague	332673	57-D5	8	Bague
326079	113-F14	74	Raccord	332685	13-B12	20	Bague
326080	113-F14	78	Fixation	332693	89-E12	56	Levier
326081	113-F14	72	Tuyau	332856	151-H3	12	Support
326082	45-C18	3	Collier	332865	151-H3	8	Support
326083	113-F14	71	Tuyau	332866	151-H3	4	Support
326207	69-D18	36	Goupille	332871	151-H3	5	Tige

INDEX

Numéro	Page	Rep.	Désignation	Numéro	Page	Rep.	Désignation
332874	151-H3	7	Support	334939	151-H3	19	Support
332909	45-C18	29	Rondelle	334940	151-H3	20	Support
332966	75-D24	46	Cale	334967	79-E2	20	Vis
333040	41-C14	7	Rondelle	334970	5-B5	48	Tendeur
333114	137-G14	49	Rondelle	335005	55-D2	12	Flexible
333304	69-D18	3	Plaque	335021	51-C24	79	Etrier
333310	111-F13	47	Bride	335028	57-D5	9	Vérin
333311	113-F14	50	Bague	335036	27-B26	5	Etrier
333314	121-F24	39	Cloche	335040	37-C10	50	Vis
333376	143-G20	72	Défecteur	335090	79-E2	30	Support
333378	143-G20	71	Arbre	335092	79-E2	22	Couvercle
333379	143-G20	89	Boîte de ventilateur	335093	79-E2	31	Cloche
333380	143-G20	81	Couvercle	335110	147-G25	31	Support
333381	143-G20	84	Toile	335117	147-G25	32	Raccord
333382	143-G20	90	Couvercle	335135	55-D2	10	Ecrou
333383	143-G20	76	Indicateur	335136	55-D2	11	Olive
333384	143-G20	86	Toile	335137	79-E2	9	Cône
333722	13-B12	4	Couvercle	335168	45-C18	7	Olive
333731	17-B16	6	Protecteur	335170	45-C18	8	Ecrou
334054	7-B6	85	Ressort	335189	147-G25	46	Châssis
334055	5-B5	37	Entretoise	335193	147-G25	13	Toile
334056	5-B5	44	Entretoise	335195	147-G25	14	Tôle
334059	7-B6	88	Arbre	335196	147-G25	12	Tôle
334061	5-B5	38	Support	335266	147-G25	7	Cornière
334065	5-B5	41	Courroie	335304	75-D24	76	Couvercle
334069	5-B5	47	Bague	335315	23-B22	9	Guide
334070	5-B5	46	Boulon	335359	93-E16	56	Support
334075	7-B6	73	Chaîne	335362	93-E16	58	Levier
334089	117-F18	8	Filtre	335379	93-E16	57	Interrupteur
334091	89-E12	58	Cheville	335426	147-G25	4	Tôle
334163	119-F21	18	Tringle	335429	149-G26	66	Support
334167	131-G9	21	Levier	335430	149-G26	65	Support
334198	119-F21	20	Levier	335431	149-G26	67	Latte
334249	35-C8	23	Chape	335432	147-G25	1	Rail
334359	119-F21	21	Pivot	335439	151-H3	34	Caisse
334375	151-H3	6	Support	335444	147-G25	40	Joint
334483	17-B16	16	Bague	335446	147-G25	3	Support
334616	151-H3	33	Support	335449	147-G25	2	Echelle
334622	151-H3	23	Couvercle	335450	13-B12	14	Toile
334686	23-B22	4	Boîte	335498	147-G25	15	Support
334696	23-B22	40	Passe fil	335560	127-G4	56	Tôle
334709	119-F21	25	Support	335600	151-H3	30	Couvercle
334710	119-F21	24	Support	335872	33-C6	25	Rondelle
334713	119-F21	16	Levier	336152	35-C8	2	Guide
334715	119-F21	26	Levier	336153	31-C4	6	Vis
334717	119-F21	31	Tige	336386	113-F14	85	Courroie
334718	119-F21	33	Tige	336456	147-G25	11	Tampon
334719	119-F21	32	Fixation	336472	5-B5	27	Roulement
334843	75-D24	78	Boîte d'engrenages	336477	147-G25	22	Clavette
334890	141-G19	19	Arbre	336604	3-B2	3	Contre-poids
334891	141-G19	23	Entretoise	336689	93-E16	53	Couvercle
334904	141-G19	17	Poulie	336699	21-B20	16	Chaîne

INDEX

Numéro	Page	Rep.	Désignation	Numéro	Page	Rep.	Désignation
336705	91-E14	7	Couvercle	338150	87-E11	35	Poulie
336722	33-C6	30	Raccord	338151	95-E19	21	Poulie
336723	33-C6	1	Réservoir	338154	87-E11	7	Moyeu
336724	33-C6	14	Raccord	338155	87-E11	9	Moyeu
336726	33-C6	40	Valve	338157	87-E11	14	Moyeu
336738	31-C4	22	Tuyau	338158	87-E11	28	Axe
336739	31-C4	21	Tuyau	338161	87-E11	18	Palier
336741	33-C6	3	Tuyau	338176	39-C12	23	Support
336742	31-C4	23	Tuyau	338180	39-C12	20	Arbre
336745	33-C6	41	Vis	338183	39-C12	21	Palier
336747	33-C6	36	Collier	338184	39-C12	10	Moyeu
336749	33-C6	24	Support	338190	39-C12	24	Support
336760	33-C6	22	Fixation	338192	39-C12	6	Palier
336897	75-D24	80	Bouchon	338193	39-C12	22	Palier
336928	119-F21	6	Tôle	338205	39-C12	16	Ressort
336930	131-G9	31	Levier	338206	39-C12	15	Rondelle
336935	119-F21	13	Pivot	338210	39-C12	10	Bague
336937	131-G9	33	Support	338262	143-G20	98	Support
336945	79-E2	10	Ecrou	338413	145-G21	103	Vis
336978	127-G4	54	Fixation	338609	3-B2	22	Cornière
336979	127-G4	55	Joint	338712	31-C4	13	Palier
337023	111-F13	9	Silencieux	338713	33-C6	39	Ressort
337052	111-F13	25	Support	338722	117-F18	7	Latte
337060	113-F14	68	Amortisseur	338844	27-B26	36	Passe fil
337066	111-F13	7	Support	338881	111-F23	13	Fixation
337068	121-F24	15	Support	338883	113-F14	95	Toile
337075	111-F13	2	Etrier	338884	113-F14	89	Tôle
337084	113-F14	59	Support	338889	111-F13	10	Tuyau
337127	113-F14	64	Support	338897	113-F14	88	Support
337208	47-C20	57	Raccord	338949	17-B16	44	Vis
337209	45-C18	21	Raccord	339498	33-C6	4	Couvercle
337233	111-F13	26	Support	340039	143-G20	77	Vis
337246	113-F14	90	Cable	340075	39-C12	43	Fourche
337322	123-F26	48	Tuyau	340076	39-C12	41	Tige
337342	17-B16	39	Bague	343449	11-B10	30	Rondelle
337415	7-B6	60	Courroie	350083	11-B10	11	Charnière
337475	3-B2	11	Ecrou	350095	151-H3	24	Charnière
337516	117-F18	12	Joint	350186	119-F21	4	Articulation
337517	117-F18	13	Attache	350187	125-G2	27	Robinet
337518	117-F18	10	Joint	350236	87-E11	38	Courroie
337519	117-F18	11	Elément	350244	147-G25	16	Tôle
337563	13-B12	8	Vis	350302	55-D2	9	Flexible
337613	147-G25	35	Tôle	350316	87-E11	17	Support
337747	111-F13	20	Support	350320	87-E11	8	Pièce de centre
338009	55-D2	18	Flexible	350321	87-E11	6	Tôle
338035	41-C14	41	Fixation	350322	87-E11	21	Bague d'étanchéité
338041	41-C14	28	Support	350323	87-E11	23	Roulement
338073	35-C8	19	Levier	350324	87-E11	22	Bague d'étanchéité
338074	35-C8	20	Tige	350339	87-E11	1	Bouchon
338076	35-C8	40	Ecrou	350341	87-E11	15	Goujon
338091	87-E11	33	Bride	350342	77-D26	101	Tige
338149	87-E11	37	Poulie	350420	87-E11	36	Bague

INDEX

Numéro	Page	Rep.	Désignation	Numéro	Page	Rep.	Désignation
350421	87-E11	40	Arbre	353149	99-E24	72	Joint
350424	87-E11	36	Variateur	353209	91-E14	47	Support
350460	9-B8	25	Boulon	353210	91-E14	43	Support
350496	5-B5	8	Collier	353211	91-E14	46	Support
350497	5-B5	12	Palier	353213	27-B26	17	Bride
350500	5-B5	11	Palier	353214	91-E14	44	Attache
350501	5-B5	32	Palier	353216	91-E14	17	Pivot
350504	7-B6	58	Pignon	353308	3-B2	44	Ecrou
350505	7-B6	68	Bague	353322	39-C12	17	Levier
350510	7-B6	55	Poulie	353323	39-C12	19	Levier
350606	11-B10	29	Collier	353324	39-C12	18	Levier
350617	7-B6	87	Axe	353362	51-C24	86	Protecteur
350618	7-B6	86	Flasque	353366	119-F21	2	Levier
350619	7-B6	77	Support	353367	131-G9	27	Support
350620	7-B6	81	Support	353377	147-G25	44	Couvercle
350621	5-B5	22	Flasque	353409	27-B26	30	Roulement
350623	7-B6	83	Flasque	353578	17-B16	20	Bague
350624	7-B6	84	Flasque	353586	149-G26	56	Support
350701	137-G14	65	Poulie	353588	149-G26	44	Support
350707	135-G12	24	Bras	353707	89-E12	48	Levier
350717	41-C14	40	Joint	353723	77-D26	91	Goujon
350738	143-G20	81	Tôle	353980	147-G25	47	Tige
350787	95-E19	20	Ventilateur	353984	147-G25	21	Support
350800	95-E19	19	Axe	353985	149-G26	50	Support
350836	95-E19	18	Roulement	354085	17-B16	48	Ressort
350876	91-E14	1	Manomet.	354086	89-E12	60	Buselure
353001	95-E19	48	Support	354087	89-E12	59	Support
353072	97-E23	16	Etrier	354088	89-E12	62	Support
353077	23-B22	16	Contacteur	354140	91-E14	37	Cheville
353078	23-B22	17	Lampe	354141	91-E14	38	Cheville
353087	97-E23	38	Attache	354142	91-E14	34	Palier
353088	97-E23	42	Attache	354143	91-E14	48	Ecrou
353089	97-E23	41	Attache	354144	91-E14	33	Ecrou
353090	97-E23	39	Attache	354145	91-E14	32	Roulement
353093	97-E23	43	Flexible	354146	91-E14	40	Cable
353094	97-E23	30	Flexible	354207	147-G25	36	Tbile
353095	97-E23	47	Raccord	354293	143-G20	99	Ecrou
353096	99-E24	74	Coude	354297	45-C18	25	Support
353097	99-E24	77	Raccord	354320	137-G14	66	Arbre
353098	99-E24	75	Courbe	354321	137-G14	57	Poulie
353099	99-E24	76	Raccord	354322	137-G14	62	Bague
353100	97-E23	46	Raccord	354324	135-G12	43	Arbre
353101	97-E23	24	Raccord	354325	137-G14	48	Poulie
353102	97-E23	18	Courbe	354330	137-G14	61	Levier
353104	97-E23	31	Raccord	354338	137-G14	67	Courroie
353105	97-E23	35	Olive	354360	13-B12	51	Boulon
353106	97-E23	36	Olive	354372	33-C6	15	Relais
353108	99-E24	68	Joint	354397	135-G12	38	Joint
353114	99-E24	66	Flexible	354398	135-G12	34	Joint
353136	39-C12	7	Tôle indicatrice	354399	135-G12	33	Support
353137	39-C12	27	Pièce intermédiaire	354400	135-G12	37	Support
353138	39-C12	28	Pièce intermédiaire	354406	135-G12	35	Protecteur

INDEX

Numéro	Page	Rep.	Désignation	Numéro	Page	Rep.	Désignation
354677	121-F24	37	Arbre	357888	13-B12	9	Renfort
354679	57-D5	1	Support	357906	13-B12	1	Couvercle
354720	125-G2	16	Ecrou	358817	143-G20	88	Rondelle
354731	121-F24	44	Plateau	358886	69-D18	35	Ecrou
354736	111-F13	28	Étanchéité	359494	31-C4	32	Pochette
354737	111-F13	29	Support	359495	31-C4	29	Arbre
354738	111-F13	27	Plaque	359497	31-C4	31	Fourche
354793	129-G6	7	Tuyau	359499	33-C6	8	Raccord
354820	121-F24	7	Bague d'arrêt	359500	33-C6	7	Joint
354833	115-F15	101	Tuyau	359501	33-C6	45	Raccord
354847	125-G2	15	Bourrelet d'étanchéité	359502	33-C6	44	Arbre
354890	23-B22	23	Support	359503	33-C6	46	Pochette
354969	113-F14	99	Vis	359851	93-E16	55	Bague
354970	117-F18	32	Tuyau	360334	87-E11	42	Support
355066	125-G2	36	Raccord	350343	27-B26	10	Vis
355079	125-G2	28	Support	360637	9-B8	18	Ressort
355102	121-F24	12	Palier	360747	33-C6	37	Collier
355142	111-F13	21	Protecteur	360837	91-E14	15	Disque
355404	17-B16	2	Arbre	360838	91-E14	31	Boulon à oeil
355551	21-B20	35	Bouchon	360893	91-E14	14	Support
355596	11-B10	6	Butte	360895	93-E16	49	Axe
355677	67-D16	13	Élément du filtre	360896	91-E14	12	Axe
355687	63-D12	3	Circlips	360897	91-E14	25	Buselure
355690	63-D12	1	Vis à tête hexagonale	360898	91-E14	28	Rondelle
355702	121-F24	10	Ecrou	360899	91-E14	6	Tôle
355703	139-G16	15	Tuyau	360900	91-E14	16	Éloc levier
355989	73-D22	32	Roulement	360902	91-E14	19	Levier
356169	97-E23	33	Ecrou	360915	91-E14	36	Support
356170	97-E23	32	Olive	360959	125-G2	23	Logement
356353	31-C4	24	Cylindre	360961	125-G2	19	Arbre
356427	45-C18	22	Joint	360962	135-G12	27	Arbre
356464	45-C18	18	Vis	362210	89-E12	68	Circlips
356585	21-B20	26	Vis à oeil	362221	13-B12	26	Tôle
356586	21-B20	8	Support	362234	15-B14	11	Pignon
356723	35-C8	44	Disque	362250	131-G9	34	Levier
356728	137-G14	63	Cuvette	362277	17-B16	13	Logement
356730	137-G14	50	Support	362398	13-B12	40	Plaque
356732	137-G14	53	Tige	362452	55-D2	13	Accouplement
357077	45-C18	16	Ecrou	362464	73-D22	1	Bague
357078	45-C18	17	Olive	362481	111-F13	11	Etrier
357238	157-H10	39	Vis	362502	119-F21	22	Tige
357240	157-H10	35	Joint	362533	135-G12	21	Support
357294	79-E2	36	Vis à tête hexagonale	362552	135-G12	20	Support
357295	81-E4	42	Ressort	362557	135-G12	19	Protecteur
357298	79-E2	38	Attache	362603	135-G12	14	Moyeu
357299	79-E2	37	Fourchette	362709	17-B16	25	Vis
357301	79-E2	32	Tige	362769	149-G26	57	Couvercle
357360	79-E2	36	Vis	362772	149-G26	58	Couvercle
357362	79-E2	39	Disque	362775	31-C4	20	Conduite
357363	79-E2	40	Frein	362776	145-G21	110	Rondelle
357468	157-H10	38	Moyeu	362785	149-G26	59	Bague
357733	157-H10	34	Couvercle	362786	149-G26	60	Plaque

INDEX

Numéro	Page	Rep.	Désignation	Numéro	Page	Rep.	Désignation
362801	17-B16	14	Moyeu	370012	19-B18	54	Circlips
362938	51-C24	82	Soupape	370013	83-E6	13	Circlips
362977	3-B2	25	Cale	370014	87-E11	20	Circlips
364197	99-E24	79	Support	370018	17-B16	21	Circlips
364198	99-E24	80	Attache	370024	135-G12	13	Circlips
364231	51-C24	59	Pastille	370027	87-E11	24	Circlips
364811	91-E14	35	Support	370687	91-E14	4	Tôle
364812	91-E14	11	Décalcomanie	370958	95-E19	32	Brosse
364814	91-E14	39	Cable	370968	125-G2	6	Support
364815	91-E14	5	Tôle	371035	73-D22	10	Fourchette
364818	13-B12	24	Tige	371042	99-E24	62	Attache
364869	91-E14	27	Rondelle	371043	99-E24	63	Protection
364870	91-E14	24	Ressort	371117	97-E23	26	Protection
364957	73-D22	13	Arbre	371132	95-E19	4	Grille
365031	89-E12	74	Décalque	371175	131-G9	17	Support
365101	93-E16	54	Décalcomanie	371883	129-G6	4	Grille
365167	121-F24	47	Bague	372044	125-G2	1	Élément
365217	95-E19	33	Guide	372045	113-F14	55	Élément
365414	111-F13	15	Support	372198	67-D16	11	Couvercle
365512	111-F13	35	Bague	372201	19-B18	58	Pignon
365824	17-B16	1	Protecteur	372237	97-E23	44	Conduite hydraulique
365826	17-B16	3	Pignon	372239	97-E23	40	Conduite hydraulique
366235	125-G2	40	Raccord	372241	97-E23	25	Conduite hydraulique
366239	99-E24	67	Bride	372242	97-E23	23	Conduite hydraulique
366298	67-D16	16	Bouchon	372243	97-E23	17	Conduite hydraulique
366299	97-E23	1	Bouchon	372251	97-E23	37	Support
366434	35-C8	16	Protection	372571	7-B6	69	Guide
366459	95-E19	3	Renforcement	372572	7-B6	71	Guide
366460	95-E19	2	Support	372599	5-B5	33	Tige
366467	95-E19	1	Grille	372611	95-E19	12	Protection
366476	95-E19	13	Support	372630	13-B12	23	Plaque
366484	95-E19	9	Enveloppe	372783	39-C12	1	Boule
366960	35-C8	10	Fourchette	373374	125-G2	39	Joint
367318	95-E19	37	Support	373557	125-G2	45	Raccord en caoutchouc
367323	95-E19	38	Tuyau d'échappement	373558	125-G2	42	Raccord en caoutchouc
367331	87-E11	45	Tôle	373561	125-G2	37	Conduite d'huile
367332	87-E11	44	Poulie	373562	125-G2	38	Conduite d'huile
367683	125-G2	48	Bague	373604	125-G2	41	Huile refrigeration
367684	125-G2	46	Clips	373612	91-E14	3	Logement
367685	127-G4	49	Ecrou	373803	13-B12	44	Guide
369723	33-C6	16	Valve	373815	67-D16	6	Joint
368021	119-F21	19	Tuyau	373816	67-D16	10	Joint
368092	17-B16	32	Poulie	373817	67-D16	2	Joint
368206	13-B12	42	Bague	374272	157-H01	21	Bague
368445	149-G26	61	Rivet	374394	31-C4	25	Support
368582	41-C14	43	Fixation	374396	39-C12	3	Levier
368724	99-E24	81	Manomet.	374432	87-E11	2	Arbre —
370001	73-D22	11	Axe	374453	145-G21	101	Manivelle
370002	73-D22	27	Circlips	374503	157-H10	40	Circlips
370004	73-D22	33	Circlips	374504	157-H10	41	Ecrou
370006	73-D22	22	Circlips	374904	67-D16	5	Couvercle
370011	75-D24	50	Circlips	374927	141-G19	27	Tringle

INDEX

Numéro	Page	Rep.	Désignation	Numéro	Page	Rep.	Désignation
374928	141-G19	14	Levier	380402	5-B5	31	Palier
375065	95-E19	44	Couvercle	380424	153-H6	13	Ecrou
375183	111-F13	39	Arbre	380457	147-G25	27	Tôle
375563	141-G19	47	Moyeu	380536	135-G12	22	Joint
375596	125-G2	43	Tuyau	380542	89-E12	65	Support
375643	129-G6	15	Controle vacuum	380543	87-E11	43	Cheville
375782	127-G4	51	Joint	380652	9-B8	17	Verrou
375783	127-G4	52	Élément refroidisseur	380906	33-C6	38	Tôle
375987	151-H3	25	Hotte	381048	3-B2	28	Tôle
376315	147-G25	38	Tôle	381095	133-G10	51	Réservoir
376522	79-E2	24	Levier	381096	131-G9	37	Valve
376545	53-C26	97	Ecrou	381097	131-G9	39	Boulon
376935	33-C6	17	Support	381099	131-G9	38	Joint
377016	15-B14	17	Support	381100	131-G9	42	Ecrou
377018	15-B14	8	Moyeu	381101	131-G9	45	Ecrou
377178	151 H3	21	Couvercle	381102	131-G9	43	Olive
377200	147-G25	6	Tôle	381104	133-G10	50	Olive
377755	147-G25	5	Tube	381105	133-G10	49	Raccord
378243	3-B2	35	Rondelle	381133	129-G6	8	Support
378244	3-B2	24	Rondelle	381135	133-G10	52	Joint
378245	3-B2	5	Rondelle	381140	35-C8	24	Clip
378246	3-B2	2	Rondelle	381144	117-F18	29	Collier de serrage
378247	153-H6	24	Rondelle	381145	117-F18	30	Collier de serrage
378248	17-B16	9	Rondelle	382869	95-E19	11	Huile réfrigération
378353	5-B5	7	Pignon	382975	153-H6	28	Roulement
378597	19-B18	64	Latte	383459	129-G6	20	Plaqué
378636	13-B12	19	Levier	383912	123-F26	50	Tuyau
378686	95-E19	35	Protection	384146	131-G9	41	Pince
378715	17-B16	45	Bague	384305	131-G9	44	Tube
378733	125-G2	18	Pale	384338	133-G10	48	Tube
378789	125-G2	31	Support	384339	131-G9	40	Tube
378840	89-E12	73	Bouchon	384627	35-C8	1	Levier
378841	45-C18	11	Raccord	385191	5-B5	4	Bague
378856	67-D16	12	Réservoir	385292	149-G26	63	Anpoule
378970	97-E23	28	Raccord	385372	77-D26	100	Goujon
378983	5-B5	13	Protecteur	385374	5-B5	23	Disque
378999	131-G9	25	Support	385452	95-E19	34	Protection
379148	151-H3	31	Support	385519	11-B10	20	Support
379263	75-D24	72	Axe	385533	11-B10	31	Ecrou
379278	75-D24	77	Joint	385534	11-B10	27	Arbre
379431	51-C24	64	Raccord	385535	11-B10	17	Raccord
379529	141-G19	48	Disque	385536	5-B5	35	Support
379531	15-B14	18	Carter	385563	135-G12	36	Racleur
379614	31-C4	2	Clavette	385831	145-G21	100	Support
379615	31-C4	1	Pédale	385937	103-F4	64	Jeu de joint
379650	9-B8	28	Chaîne	385938	109-F9	129	Jen
379717	135-G12	23	Joint	386155	113-F14	92	Courroie
379772	17-B16	36	Ressort	386167	159-H12	49	Chambre à air
379801	31-C4	3	Raccord	386289	77-D26	82	Tige
379807	67-D16	14	Ressort	386591	31-C4	10	Levier
379890	3-B2	29	Tôle	386592	31-C4	11	Levier
380295	17-B16	37	Guide	386692	141-G19	24	Support

INDEX

Numéro	Page	Rep.	Désignation	Numéro	Page	Rep.	Désignation
387025	109-F9	128	Jeu	394748	111-F13	14	Tôle
387505	45-C18	23	Pompe	394985	159-H12	48	Jante
387506	63-D12	7	Pochette	394994	73-D22	21	Bague d'étanchéité
387536	37-C10	48	Tige	395019	55-D2	32	Raccord hydr.
387589	37-C10	49	Levier	395330	15-B14	31	Galet
387643	35-C8	9	Support	395589	15-B14	33	Bague
388003	157-H10	7	Ecrou	395782	49-C22	3	Raccord
388250	63-D12	6	Clavette	395939	69-D18	11	Plaque
388253	69-D18	41	Buselure	395956	133-G10	55	Pince
389883	117-F18	35	Support	395957	133-G10	56	Pince
390001	79-E2	34	Pivot	396016	133-G10	57	Vis
390014	31-C4	28	Cheville	396022	121-F24	16	Support
390015	89-E12	51	Cheville	396175	129-G6	5	Conduite
390017	39-C12	38	Arbre	396268	135-G12	30	Grille
390022	79-E2	29	Axe pivot	396394	139-G16	21	Raccord
390027	35-C8	38	Cheville	396402	97-E23	27	Support
390029	15-B14	39	Axe	396421	51-C24	60	Raccord
390039	35-C8	22	Axe	396441	17-B16	23	Palier
390040	89-E12	55	Axe	396501	55-D2	28	Guide
390822	3-B2	20	Ecrou	396503	55-D2	28	Pochette
390835	73-D22	8	Ressort	396635	113-F14	63	Support
390837	11-B10	13	Moteur	396713	115-F15	102	Support
391229	139-G16	22	Pince	396714	89-E12	77	Support
391230	139-G16	19	Support	396724	89-E12	76	Support
391918	117-F18	33	Étanchéité	396725	69-D18	5	Support
391920	117-F18	4	Support	396731	37-C10	51	Buselure
392672	23-B22	18	Contact	396732	71-D20	45	Buselure
392696	11-B10	12	Vis	396737	49-C22	16	Support
393134	151-H3	11	Support	396946	51-C24	78	Support
393135	151-H3	9	Support	396947	69-D18	9	Equerre
393137	151-H3	14	Tôle	396953	69-D18	15	Support
393140	151-H3	10	Support	396988	69-D18	8	Equerre
393219	35-C8	18	Cable	397041	15-B14	47	Support
393346	11-B10	26	Accouple	397044	15-B14	27	Support
393428	11-B10	34	Interrupt.	397062	41-C14	1	Support
393567	95-E19	42	Guide	397087	69-D18	20	Axe
393680	131-G9	16	Protection	397121	33-C6	31	Support
393900	11-B10	35	Fusible	397127	33-C6	34	Conduite hydraulique
393901	11-B10	36	Fusible	397132	13-B12	43	Tôle
393919	97-E23	48	Support	397135	15-B14	38	Guide
394166	51-C24	58	Frein	397136	15-B14	32	Buselure
394168	47-C20	52	Pince	397199	157-H10	32	Roulement
394173	41-C14	34	Frein	397200	3-B2	6	Rouleau
394174	41-C14	33	Attache	397222	15-B14	1	Support
394176	51-C24	54	Frein	397243	15-B14	35	Tendeur
394226	135-G12	44	Axe	397287	13-B12	5	Tôle
394309	11-B10	33	Couvercle	397350	3-B2	17	Tablier
394371	41-C14	17	Raccord	397377	3-B2	30	Tôle
394373	45-C18	6	Raccord	397378	3-B2	30	Tôle
394374	53-C26	90	Raccord	397381	3-B2	7	Buselure
394600	55-D2	27	Vérin hydr.	397389	5-B5	14	Arbre
394746	49-C22	9	Enveloppe	397397	15-B14	13	Support

INDEX

Numéro	Page	Rep.	Désignation	Numéro	Page	Rep.	Désignation
397398	15-B14	16	Arbre	398533	17-B16	43	Support
397399	13-B12	13	Élévateur	398602	129-G6	16	Filtre à air
397412	15-B14	44	Bague	398643	117-F18	23	Pre-filtre
397413	15-B14	42	Guide	398644	117-F18	22	Support
397431	3-B2	15	Axe	398710	129-G6	6	Griffe
397435	3-B2	16	Pièce charnière	398725	15-B14	28	Plaque
397457	87-E11	26	Support	398745	23-B22	6	Interrupteur
397458	87-E11	16	Support	398746	51-C24	49	Soupape
397479	17-B16	42	Pièce de réglage	398747	49-C22	10	Soupape electro
397480	17-B16	41	Pièce de réglage	398748	87-E11	32	Courroie
397481	19-B18	62	Chain	398749	49-C22	12	Tôle
397482	19-B18	63	Chain	398751	85-E8	4	Pneu
397515	19-B18	59	Chain élévateur	398753	75-D24	62	Arbre
397546	153-H6	1	Support	398754	79-E2	3	P.T.O.
397547	69-D18	1	Support	398755	51-C24	82	Soupape
397550	153-H6	8	Pièce charnière	398756	41-C14	24	Soupape
397551	153-H6	3	Pièce charnière	398757	51-C24	75	Demi palier
397554	69-D18	22	Pièce charnière	398758	51-C24	69	Vérin
397557	69-D18	24	Vis	398759	41-C14	23	Vérin
397565	75-D24	76	Couvercle	398815	143-G20	50	Disque
397568	153-H6	11	Axe	398822	75-D24	66	Bride
397585	69-D18	32	Buselure	398823	23-B22	1	Décalque
397645	51-C24	53	Latte	398826	75-D24	70	Bague
397651	41-C14	31	Axec	398827	79-E2	7	Couvercle
397652	69-D18	40	Arbre	398882	143-G20	97	Tige
397653	71-D20	46	Arbre	398885	79-E2	13	Vis
397800	153-H6	10	Châssis	398897	67-D16	13	Filtre
397853	79-E2	5	Couvercle	399053	129-G6	18	Élément filtrant
397878	41-C14	11	Buselure	399064	151-H3	32	Support
397912	89-E12	69	Support	399080	159-H12	48	Jante
397927	41-C14	12	Pièce charnière	399085	11-B10	10	Charnière
397977	41-C14	22	Raccord	399103	129-G6	13	Tuyau
397987	39-C12	2	Support	399155	111-F13	12	Support
397989	39-C12	36	Arbre	399158	23-B22	13	Relais
397991	39-C12	32	Tige	399159	27-B26	35	Interrupteur
397993	39-C12	45	Tige	399160	23-B22	34	Interrupteur
398136	75-D24	73	Soupape	399245	157-H10	9	Rondelle
398142	69-D18	34	Rondelle	399259	147-G25	10	Châssis-gauche
398143	79-E2	15	Support	399260	149-G26	64	Châssis-droite
398144	69-D18	14	Bague	399298	51-C24	72	Orifice
398159	69-D18	20	Support	399328	147-G25	45	Support
398208	69-D18	10	Equerre	399355	147-G25	34	Support
398211	69-D18	13	Tuyau	399364	149-G26	62	Support
398212	69-D18	16	Plaque	399405	41-C14	2	Support
398215	69-D18	12	Support	399467	89-E12	64	Tige
398251	69-D18	25	Tige	399469	89-E12	63	Support
398262	51-C24	83	Boule azot	399539	27-B26	27	Osciller
398271	43-C16	54	Boule azot	399543	27-B26	16	Vérin
398274	69-D18	23	Buselure	399544	27-B26	15	Bague
398275	69-D18	29	Axec	399545	27-B26	31	Buselure
398276	69-D18	27	Ecrou	399546	27-B26	14	Bouchon
398425	159-H12	50	Pneu	399547	27-B26	25	Bloc

INDEX

Numéro	Page	Rep.	Désignation	Numéro	Page	Rep.	Désignation
399548	27-B26	26	Bloc	410567	21-B20	1	Couvercle
399553	27-B26	13	Tige	410581	69-D18	6	Support
399616	15-B14	10	Courroie	410587	79-E2	11	Vis
399798	5-B5	3	Arbre - P.T.O.	410624	57-D5	16	Douille
399830	21-B20	2	Balustrade	410664	55-D2	5	Raccord
399832	21-B20	25	Marche	410734	117-F18	28	Support
399834	21-B20	28	Tôle	410961	23-B22	3	Support
399836	21-B20	27	Tôle	410963	23-B22	20	Passe fil
399837	21-B20	29	Support	410980	41-C14	39	Support
399838	21-B20	23	Balustrade	411010	27-B26	1	Protection
399839	21-B20	22	Balustrade	411049	41-C14	32	Plaque
399841	21-B20	13	Support	411128	129-G6	21	Couvercle
399843	69-D18	7	Support	411133	23-B22	2	Cablage
399853	87-E11	27	Support	411153	159-H12	50	Pneu
399855	21-B20	7	Marche	411208	73-D22	40	Roue dentée
399857	51-C24	74	Demi palier	411245	99-E24	64	Tube
399868	21-B20	24	Marche	411255	99-E24	65	Tube
399870	21-B20	15	Balustrade	411341	129-G6	17	Collier
399957	161-H14	10	Support	411351	33-C6	33	Tube
399964	23-B22	5	Diode	411353	33-C6	32	Tube
399977	161-H14	9	Tôle	411355	33-C6	35	Tube
410006	75-D24	54	Pignon	411356	33-C6	29	Tube
410007	75-D24	55	Axe	411357	33-C6	28	Tube
410034	75-D24	56	Pignon	411513	35-C8	35	Couvercle
410105	27-B26	7	Couvercle	411515	35-C8	36	Tige
410106	27-B26	7	Couvercle	411516	77-D26	91	Tige
410107	27-B26	8	Joint	411547	35-C8	26	Tôle
410228	79-E2	12	Rondelle	412004	17-B16	46	Vis
410231	85-E8	3	Jante	412044	153-H6	15	Ecrou
410260	79-E2	2	Réducteur	412106	153-H6	30	Ecrou crénelé
410261	79-E2	1	Réducteur	412139	53-C26	98	Etanche
410283	23-B22	15	Couvercle	412153	155-H8	46	Vis
410284	23-B22	12	Couvercle	417006	47-C20	55	Bouchon
410313	37-C10	46	Plaque	417351	73-D22	12	Axe
410320	23-B22	47	Tige	418001	75-D24	41	Axe
410322	23-B22	37	Levier	418080	73-D22	39	Roulement
410324	25-B24	48	Support	418109	73-D22	40	Engrenage
410325	23-B22	43	Support	418284	55-D2	33	Coude
410356	23-B22	39	Plaque	418285	51-C24	70	Coude
410358	23-B22	26	Joint	418325	13-B12	15	Plat
410359	23-V22	27	Joint	418356	75-D24	67	Roulement
410360	23-B22	35	Joint	418443	59-D8	5	Electro aimant
410361	23-B22	31	Couvercle	418471	59-D8	8	Joint
410421	35-C8	26	Support de fixation	418472	59-D8	1	Raccord
410432	23-B22	44	Support	418473	59-D8	2	Raccord
410453	27-B26	18	Conduite	418475	59-D8	4	Protection
410454	27-B26	19	Conduite	418476	59-D8	6	Plongeur
410458	27-B26	22	Vérin	418477	59-D8	8	Joint
410480	79-E2	14	Support	418478	59-D8	7	Ressort
410481	23-B22	41	Support	418504	51-C24	81	Pince
410510	161-H14	5	Support	418538	23-B22	42	Rondelle
410555	23-B22	28	Joint	418580	61-D10	5	Joint

INDEX

Numéro	Page	Rep.	Désignation	Numéro	Page	Rep.	Désignation
418581	61-D10	1	Joint	419810	157-H10	4	Support
418582	61-D20	2	Joint	419811	153-H6	16	Barre d'acouplement
418675	89-E12	75	Prctection	419812	153-H6	17	Tige de réglage
418846	65-D14	8	Joint	419814	157-H10	29	Axe
418848	65-D14	7	Disque	419828	157-H10	14	Essieu de direction
418849	65-D14	9	Joint	419829	157-H10	5	Buselure
418860	121-F24	6	Echappement	419841	157-H10	17	Charnière
418866	41-C14	24	Soupape	419842	157-H10	18	Charnière
418873	9-B8	14	Fourchette	419855	157-H10	16	Cheville
418874	9-B8	4	Fourchette	419856	157-H10	25	Cheville
418875	9-B8	15	Fourchette	419857	157-H10	2	Arbre
418876	9-B8	20	Fourchette compl.	419887	83-E6	2	Boîte de transmission
418877	9-B8	21	Protection	419888	83-E6	1	Boîte de transmission
418936	9-B8	1	Croisillon	419889	83-E6	34	Couvercle
418937	9-B8	2	Donc de croisillon	419890	83-E6	26	Bague
418938	9-B8	11	Mâchoire à bride	419891	83-E6	22	Bague
418939	9-B8	9	Disque de friction	419892	83-E6	4	Bague
418940	9-B8	10	Plateau	419893	83-E6	23	Rondelle
418941	9-B8	8	Mâchoire à bride	419894	83-E6	24	Bague
418942	9-B8	16	Arbre extérieur	419895	83-E6	20	Rondelle
418944	9-B8	22	Bague	419896	83-E6	19	Ecrou
418945	9-B8	24	Protection	419897	83-E6	9	Flasque
418946	9-B8	23	Prctection	419898	83-E6	29	Flasque
419110	15-B14	43	Bague	419899	83-E6	5	Flasque
419111	3-B2	38	Rouleau	419900	83-E6	18	Couvercle
419171	15-B14	41	Tige	419901	83-E6	31	Arbre
419173	3-B2	4	Tige	419946	19-B18	59	Chain
419174	3-B2	36	Contre poids	419947	19-B18	64	Latte
419175	3-B2	9	Tôle	419948	19-B18	63	Chain
419176	3-B2	39	Buselure	419949	19-B18	62	Chain
419177	3-B2	37	Axe	419951	83-E6	6	Roulement
419201	83-E6	25	Engrenage	419952	83-E6	3	Bague
419202	83-E6	7	Arbre	419953	83-E6	21	Roulement
419203	83-E6	14	Arbre	419954	83-E6	12	Joint
419261	23-B22	46	Tige	419955	83-E6	33	Joint
419327	29-C2	40	Tôle	419956	83-E6	8	Joint
419354	71-D20	47	Buselure	419957	83-E6	28	Joint
419411	123-F26	56	Conduite	419959	83-E6	27	Roulement
419440	69-D18	30	Châssis	420172	15-B14	34	Câble
419442	69-D18	31	Palier	420173	15-B14	45	Câble
419455	85-E8	1	Pneu	420174	45-C18	4	Conduite
419601	43-C16	57	Ressort	420176	157-H10	3	Rondelle
419602	43-C16	57	Joint	420286	43-C16	45	Boulon U
419632	43-C16	51	Buselure	420287	43-C16	44	Collier de serrage
419774	157-H10	31	Axe	420308	153-H6	20	Joint sphérique
419775	157-H10	30	Axe	420391	157-H10	10	Axe
419776	51-C24	71	Flexible	420392	79-E2	6	Tôle
419778	41-C14	21	Flexible	420393	75-D24	65	Tôle
419779	51-C24	73	Flexible	420462	73-D22	18	Joint
419804	153-H6	22	Tige de direction	420506	51-C24	80	Support
419805	153-H6	14	Charnière	420529	45-C18	31	Plat
419806	157-H10	12	Axe	420530	45-C18	32	Plat

INDEX

Numéro	Page	Rep.	Désignation	Numéro	Page	Rep.	Désignation
420534	45-C18	30	Support	423092	81-E4	47	Arbre
420536	45-C18	24	Tôle	423093	81-E4	44	Croisillon
420538	45-C18	41	Tôle	423094	81-E4	48	Mâchoire
420544	45-C18	38	Poulie	423095	81-E4	45	Arbre
420545	49-C22	47	Filtre à huile	423096	81-E4	50	Mâchoire
420554	77-D26	105	Ressort	423185	125-G2	4	Courbe
420681	47-C20	54	Pomp. hydr.	423273	73-D22	32	Roulement
420727	45-C18	15	Conduite	423356	51-C24	84	Joint
420731	55-D2	34	Support	423357	43-C16	51	Buselure
420734	47-C20	53	Support	423466	153-H6	36	Joint sphérique
420737	51-C24	52	Conduite	423761	57-D5	7	Cheville
420740	95-E19	49	Support	423889	79-E2	38	Levier
420760	153-H6	25	Buselure	423890	79-E2	37	Fourchette
420761	153-H6	27	Buselure	423913	73-D22	26	Bague
420773	49-C22	48	Soupape	424351	125-G2	35	Conduite
420808	153-H6	26	Goujon	424524	55-D2	9	Conduite
420809	153-H6	29	Axe	424525	55-D2	12	Conduite
420810	153-H6	33	Bloc	424876	53-C26	91	Tôle
420813	153-H6	32	Fourchette	425336	67-D16	7	Bouchon de remplissant
420815	51-C24	65	Orifice	425468	73-D22	20	Bague
420825	45-C18	13	Raccord	425824	51-C24	69	Vérin
420826	45-C18	12	Conduite	426114	87-E11	4	Logement
420827	45-C18	14	Conduite	426128	81-E4	51	Couvercle
420864	97-E23	22	Raccord	426152	157-H10	32	Roulement à galets
420897	41-C14	14	Rondelle	426164	73-D22	36	Joint
421022	61-C10	3	Ressort	426167	79-E2	5	Couvercle
421023	51-C24	84	Élément de filtre	426169	75-D24	66	Flasque
421024	51-C24	84	Joint	426171	75-D24	78	Boîte de transmission
421025	139-G16	4	Couvercle	426216	159-H12	50	Pneu
421070	139-G16	2	Couvercle	426241	77-D26	107	Bouchon
421080	125-G2	44	Conduite	426259	71-D20	48	Buselure
421081	125-G2	30	Support	426260	71-D20	46	Arbre
421082	125-G2	7	Radiateur	426261	69-D18	30	Châssis
421135	65-D14	2	Pomp hydr.	426271	153-H6	16	Tige
421136	65-D14	3	Pompe hydraulique	426272	153-H6	17	Tige
421354	121-F24	17	Support	426322	41-C14	10	Cheville
421735	153-H6	40	Bague	426323	41-C14	31	Cheville
421869	57-D5	9	Vérin	426384	149-G26	68	Latte
422010	115-F15	103	Bague	426398	3-B2	40	Flasque
422103	153-H6	38	Ecrou	426399	3-B2	41	Flasque
422123	127-G4	50	Support	426459	43-C16	56	Conduite - flexible
422204	139-G16	3	Joint	426466	15-B14	27	Support
422289	121-F24	13	Support	426469	29-C2	40	Tôle
422292	121-F24	9	Joint	426471	27-B26	27	Osciller
422781	19-B18	56	Pignon	426472	29-C2	45	Tôle
422791	125-G2	14	Support	426476	27-B26	7	Couvercle
422793	135-G12	5	Palier	426482	51-C24	78	Support
423026	127-G4	60	Support	426484	27-B26	16	Cylinder - soudé
423027	127-G4	57	Protection	426566	153-H6	22	Tige
423032	127-G4	58	Protection	426578	89-E12	79	Protection
423033	127-G4	59	Support	426583	159-H12	51	Palier
423091	81-E4	49	Fourchette	426609	27-B26	9	Étanchéité

INDEX

Numéro	Page	Rep.	Désignation	Numéro	Page	Rep.	Désignation
426610	29-C2	42	Etanchéité	428246	61-D10	4	Joint
426611	27-B26	8	Etanchéité	428247	61-D10	3	Joint
426613	27-B26	18	Conduite	428248	61-D10	2	Joint
426627	51-C24	51	Douille	428249	61-D10	1	Joint
426633	43-C16	53	Orifice	432220	75-D24	78	Boîte de vitesse
426634	89-E12	78	Support	432221	69-D18	12	Support
426635	89-E12	81	Support	432362	69-D18	29	Cheville
426638	67-D16	12	Réservoir	432914	73-D22	28	Bague
426639	67-D16	7	Bouchon de remplissage	432915	77-D26	99	Buselure
426644	41-C14	19	Douille	432923	73-D22	29	Arbre
426645	51-C24	88	Douille	432924	87-E11	2	Arbre
426646	43-C16	45	Bride	450016	139-G16	12	Élément
426647	51-C24	50	Support	470013	91-E14	2	Ampoule
426648	43-C16	44	Bride de tension	470018	23-B22	7	Ampoule
426649	53-C26	93	Bride de tension	470041	11-B10	1	Commutateur
426650	53-C26	94	Bride de tension	470052	11-B10	7	Contact
426651	89-E12	80	Latte	470053	11-B10	8	R accord
426664	29-C2	46	Crochet	481990	143-G02	87	Fixation
426665	29-C2	47	Tôle	481991	143-G20	67	Aillette
426666	43-C16	52	Adaptateur - T	482004	143-G20	73	Clapet
426667	41-C14	17	Raccord	482006	143-G20	78	Vis
426668	15-B14	1	Support	482229	39-C12	40	Levier
426670	3-B2	30	Pièce-laterale-droite	482282	79-E2	25	Charnière
426671	3-B2	30	Pièce-laterale-gauche	482284	73-D22	5	Tenon
426675	51-C24	71	Conduite-flexible	482300	35-C8	45	Plateau
426676	41-C14	21	Conduite-flexible	482301	35-C8	43	Plateau
426677	41-C14	20	Conduite-flexible	482302	35-C8	35	Guide
426678	45-C18	4	Conduite	482400	113-F14	93	Bague
426679	47-C20	56	Support	483598	21-B20	19	Crochet
426685	57-D5	17	Cheville	484192	143-G20	85	Plaque
426686	13-B12	13	Élévateur de paille	484811	143-G20	75	Indicateur
426691	3-B2	17	Tablier de coupe	485521	143-G20	92	Levier
426733	27-B26	35	Micro interrupteur	485978	119-F21	11	Tôle
426757	153-H6	41	Tôle	486114	117-F18	21	Rondelle
426809	79-E2	3	Cardan	487002	79-E2	35	Cheville
426814	99-E24	78	Conduite	487046	51-C24	85	Support
426842	129-G6	19	Support	510102	75-D24	71	Joint
426879	159-H12	49	Chambre à air	514098	103-F4	65	Joint
426885	157-H10	30	Pivot - droite				
426886	157-H10	31	Pivot - gauche				
426890	157-H10	14	Arbre de direction				
426891	157-H10	29	Arbre				
426892	157-H10	18	Charnière - gauche				
426893	157-H10	17	Charnière - droite				
426951	155-H8	43	Mâchoire				
426952	153-H6	42	Croisillon				
426953	155-H8	44	Mâchoire				
426972	81-E4	47	Axe de prise de force				
426973	81-E4	45	Axe				
427429	155-H8	45	Plaque				
428244	61-D10	6	Joint				
428245	61-D10	5	Joint				

